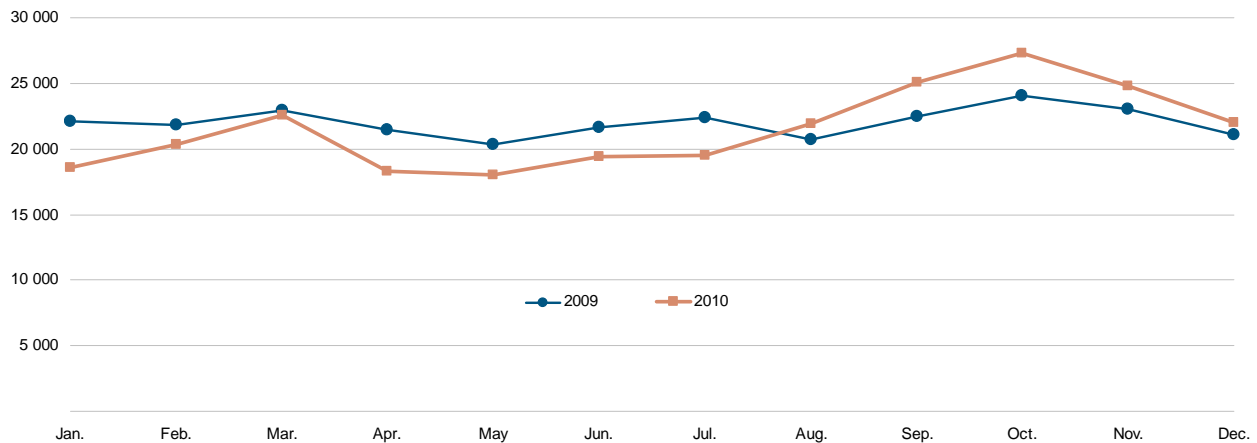


## Asylum applicants and first instance decisions on asylum applications in 2010

Despite a high number of asylum applicants registered in Q4 2010, around 6 000 fewer asylum applicants in the EU-27 in 2010 overall compared to 2009

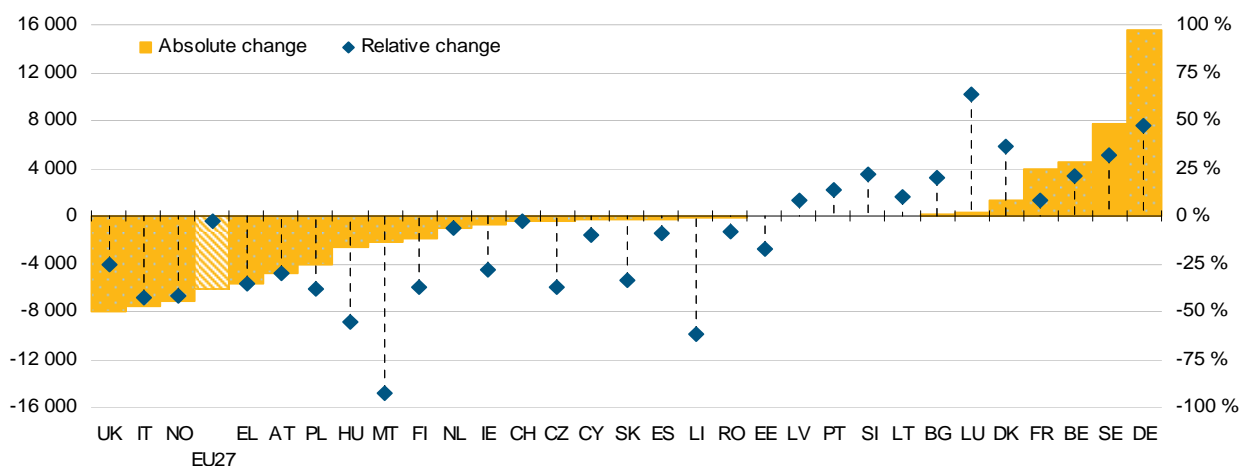
**Figure 1: Asylum applicants, EU-27, January 2009 – December 2010**



Source: Eurostat (online data code: [migr\\_asyappctzm](#))

Nearly 16 000 more asylum applicants registered in Germany in 2010 compared to 2009

**Figure 2: Asylum applicants, absolute and relative change between 2009 and 2010**



Source: Eurostat (online data code: [migr\\_asyappctza](#))

Although Germany became the main receiving country in the 2<sup>nd</sup> half of the year, France remained the top destination in the EU-27 in 2010

Table 1a: Asylum applicants by Member States (including new asylum applicants), Q4/09-Q4/10 (rounded figures)

	Q4 2009				Q1 2010				Q2 2010				Q3 2010				Q4 2010				2010
	Oct.	Nov.	Dec.	Jan.	Feb.	Mar.	Apr.	May.	Jun.	Jul.	Aug.	Sep.	Oct.	Nov.	Dec.	Oct.- Dec.	Q3 to Q4 2010 change in %	Applicants per million inhabitants <sup>1)</sup>			
<b>EU-27</b>	24 060	23 045	21 110	18 585	20 375	22 555	18 250	18 045	19 400	19 480	21 955	25 050	27 315	24 760	22 040	74 115	11	150	257 815		
Belgium	2 425	2 445	2 665	1 660	2 835	1 840	1 510	1 595	1 800	1 955	2 330	2 300	2 855	2 710	2 745	8 305	26	765	26 130		
Bulgaria	75	100	85	100	85	100	75	55	85	95	95	75	65	95	105	265	0	35	1 025		
Czech Republic	95	80	85	65	75	105	75	80	65	45	70	50	55	45	50	150	-10	15	780		
Denmark	360	410	385	405	420	390	370	390	320	370	535	455	540	425	440	1 410	3	255	5 070		
Germany	3 105	2 945	2 510	3 090	2 885	3 345	2 945	2 755	3 385	3 835	4 655	5 600	6 085	5 630	4 280	15 995	14	195	48 490		
Estonia	5	5	5	5	0	5	5	5	*	5	5	0	*	*	5	5	-38	5	35		
Ireland	205	175	160	190	175	165	160	180	155	160	175	155	145	155	125	420	-14	95	1 940		
Greece	1 135	960	890	650	745	800	660	840	1 010	990	885	1 310	1 080	910	395	2 385	-25	210	10 275		
Spain	290	215	175	175	230	225	200	180	200	250	260	285	240	290	210	740	-7	15	2 740		
France	4 640	4 125	4 240	3 530	4 560	4 835	4 125	3 985	4 075	4 090	3 850	4 120	5 010	4 280	5 140	14 430	20	225	51 595		
Italy	1 305	1 865	655	1 010	675	1 035	730	945	975	815	515	815	870	1 040	635	2 545	19	40	10 050		
Cyprus	315	335	245	215	210	190	175	210	235	215	170	190	215	355	490	1 060	85	1 320	2 875		
Latvia	20	5	*	*	5	*	10	5	5	5	5	5	5	5	10	20	6	10	65		
Lithuania	55	25	35	35	30	35	15	50	30	30	40	35	65	80	60	205	95	60	495		
Luxembourg	30	55	60	50	55	55	45	45	45	45	50	90	95	105	100	300	63	600	780		
Hungary	520	250	240	275	250	230	240	220	185	120	110	115	115	130	100	350	1	35	2 095		
Malta <sup>2)</sup>	160	280	250	25	5	5	10	15	*	40	15	10	10	15	20	45	-27	115	175		
Netherlands	1 655	1 565	1 340	1 430	1 260	1 495	1 120	890	1 085	870	1 185	1 450	1 535	1 590	1 200	4 320	23	260	15 100		
Austria	1 465	1 315	1 450	805	795	875	760	915	910	905	1 240	960	975	1 000	905	2 875	-7	345	11 050		
Poland	890	695	905	390	410	605	500	485	530	450	700	675	630	550	610	1 790	-2	45	6 540		
Portugal	15	5	10	10	20	10	10	15	15	15	20	15	10	5	15	35	-28	5	160		
Romania	50	70	45	50	55	125	70	115	60	45	100	70	80	55	55	195	-10	10	885		
Slovenia	*	15	30	15	10	15	5	25	20	10	15	20	25	45	45	110	143	55	245		
Slovakia	80	65	70	55	20	45	50	70	55	55	55	45	35	25	30	90	-41	15	540		
Finland	485	395	345	275	270	335	225	200	205	235	270	295	255	245	275	775	-3	145	3 090		
Sweden	2 325	2 400	2 470	2 230	2 330	3 570	2 155	1 875	1 910	1 910	2 745	3 880	4 200	2 835	2 230	9 260	8	990	31 875		
United Kingdom	2 355	2 235	1 755	1 840	1 975	2 120	2 005	1 890	2 035	1 925	1 860	2 035	2 125	2 145	1 765	6 035	4	95	23 715		
Iceland	5	5	0	.	.	.	.	.	.	.	.	.	.	.	.	.	.	.	.	.	
Liechtenstein	100	65	5	5	20	35	5	5	5	*	*	5	5	10	15	25	178	695	105		
Norway	1 520	1 210	1 095	845	740	920	590	685	735	885	1 030	980	960	885	775	2 615	-10	540	10 025		
Switzerland	1 305	1 345	1 200	1 190	1 165	1 300	1 175	1 080	1 260	1 145	1 370	1 380	1 385	1 575	1 415	4 375	12	560	15 435		

1) Relative to population as of 1<sup>st</sup> of January 2010 (provisional data).

2) Malta see country information notes.

"\*" - represents 2 or fewer asylum applicants recorded in the reference period.

Source: Eurostat (online data code: [migr.asyapocctzm](http://migr.asyapocctzm))

**Afghanistan, Russia and Serbia were the three main countries of origin of asylum applicants in the EU-27 last year and accounted for more than 20% of all applicants in 2010**

Table 1b: Asylum applicants in the EU-27 by citizenship (including new asylum applicants), Q4/09-Q4/10 (rounded figures)

	Q4 2009			Q1 2010			Q2 2010			Q3 2010			Q4 2010			2010	Q3 to Q4 2010 change in %	
	Oct.	Nov.	Dec.	Jan.	Feb.	Mar.	Apr.	May.	Jun.	Jul.	Aug.	Sep.	Oct.	Nov.	Dec.			Oct.-Dec. 2010
Non-EU	24 060	23 045	21 110	18 585	20 375	22 555	18 250	18 045	19 400	19 480	21 955	25 050	27 315	24 760	22 040	74 115	11	257 815
Serbia - (RS)	460	515	385	315	1 230	1 735	760	540	550	565	1 150	2 945	3 695	2 560	1 660	7 915	70	17 715
Afghanistan - (AF)	2 070	2 025	1 890	2 045	1 755	1 650	1 435	1 340	1 490	1 615	1 790	1 805	1 790	1 815	2 055	5 655	8	20 680
Russia - (RU)	2 115	1 920	2 285	1 350	1 420	1 630	1 280	1 415	1 485	1 435	1 820	1 730	1 700	1 590	1 650	4 940	-1	18 500
Kosovo - (XK)	1 570	1 375	1 210	885	1 065	1 270	1 110	945	985	960	1 190	1 370	1 545	1 610	1 355	4 505	28	14 285
Iraq - (IQ)	1 710	1 655	1 155	1 470	1 335	1 270	1 075	1 170	1 255	1 285	1 475	1 360	1 310	1 465	1 330	4 110	0	15 800
MK	80	65	110	65	760	420	235	155	235	310	625	1 310	1 845	1 125	465	3 435	53	7 550
Somalia - (SO)	1 760	1 690	1 450	1 155	1 065	1 415	1 140	970	1 195	1 305	1 795	1 220	1 220	1 060	825	3 100	-28	14 350
Iran - (IR)	905	835	775	800	750	770	675	665	725	800	935	1 150	1 050	1 015	975	3 040	5	10 310
Pakistan - (PK)	730	735	650	500	535	695	605	605	870	785	750	1 110	1 030	985	715	2 730	3	9 180
Sri Lanka - (LK)	620	565	580	475	530	535	490	435	470	505	415	505	670	590	685	1 945	37	6 300
Bangladesh - (BD)	355	345	380	315	445	460	475	505	585	580	495	480	615	605	610	1 830	18	6 175
Turkey - (TR)	720	630	510	450	465	590	515	450	505	530	430	630	590	625	560	1 775	12	6 335
Nigeria - (NG)	665	690	645	540	605	660	575	575	520	525	475	550	605	600	515	1 720	11	6 745
Armenia - (AM)	695	755	960	510	480	420	325	315	350	420	455	525	625	530	555	1 710	22	5 515
China - (CN)	525	560	430	375	410	485	425	435	455	450	455	590	620	535	415	1 575	5	5 655
Georgia - (GE)	935	705	725	570	580	765	625	540	555	555	545	565	640	520	410	1 565	-6	6 860
CD	475	345	425	360	440	475	425	400	495	445	505	410	475	450	475	1 400	3	5 360
Guinea - (GN)	395	520	540	380	450	450	325	335	360	350	390	430	425	480	450	1 360	16	4 830
Syria - (SY)	465	415	285	390	480	445	385	370	395	365	475	415	465	380	440	1 280	2	5 010
Eritrea - (ER)	555	705	495	310	290	365	330	310	340	445	425	430	430	400	450	1 280	-1	4 520
Algeria - (DZ)	325	285	265	340	265	320	295	265	270	325	265	240	365	305	310	980	18	3 575
India - (IN)	270	250	220	190	220	245	195	260	300	250	295	270	325	325	295	945	16	3 175
Stateless	175	205	155	165	185	190	165	145	160	165	185	195	215	225	215	660	21	2 215
BA	130	220	185	280	130	200	95	200	220	110	75	155	200	295	130	625	84	2 095
Sudan - (SD)	180	205	165	165	210	195	175	175	165	215	180	225	190	175	220	585	-5	2 290
Azerbaijan - (AZ)	280	245	300	290	150	200	145	135	155	135	160	165	200	140	205	550	20	2 075
Vietnam - (VN)	190	165	170	210	170	190	195	195	240	200	230	170	170	170	180	515	-14	2 320
Kyrgyzstan - (KG)	30	30	30	30	25	25	50	40	75	90	120	110	145	170	160	475	50	1 040
Mongolia - (MN)	175	130	135	135	135	135	130	135	135	75	180	150	165	165	130	460	14	1 665
Haiti - (HT)	160	170	90	140	160	165	155	250	300	185	155	170	120	150	180	450	-12	2 130
Other	4 325	4 095	3 520	3 370	3 630	4 195	3 435	3 760	3 555	3 510	3 525	3 670	3 885	3 700	3 425	11 005	3	43 665

**Notes:**

Countries selected here are those with the highest number of asylum applicants registered during Q4 2010  
Kosovo - Kosovo / UNSCR 1244; BA - Bosnia and Herzegovina; MK - the former Yugoslav republic of Macedonia; CD - Congo, the Democratic Republic of the; Syria - Syrian Arab Republic

Source: Eurostat (online data code: [migr.asyadvpczmi](http://migr.asyadvpczmi))

## One out of five asylum applicants in the EU-27 was a minor aged below 13 in 2010

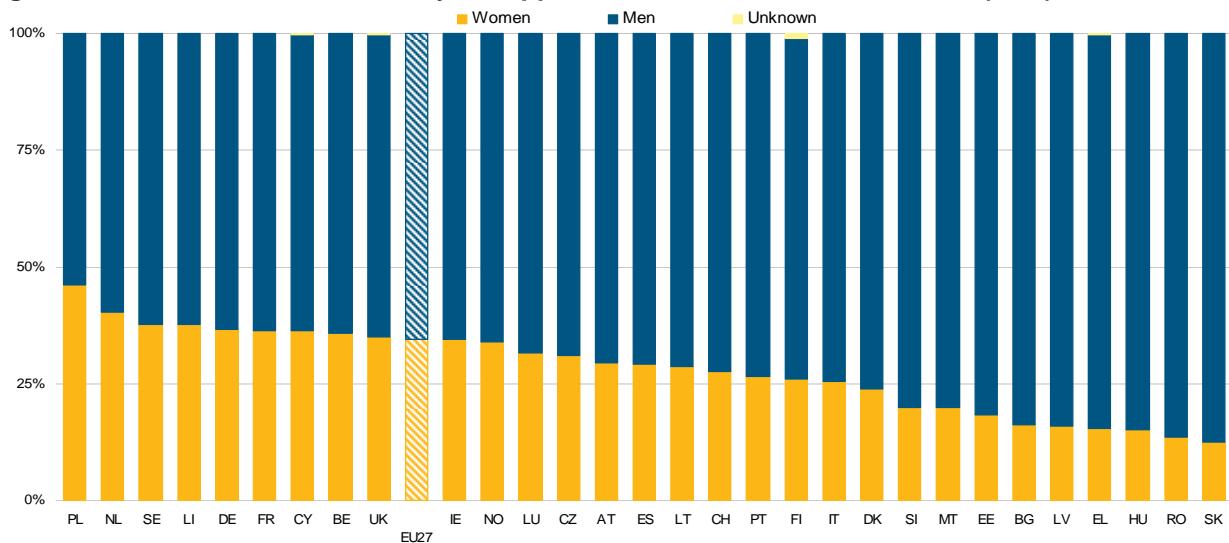
Table 2a: Age distribution of asylum applicants across EU Members, 2010 (in %)

	Total (absolute value)	Distribution of age groups as a share of total (in %)					
		0-13	14-17	18-34	35-64	65 and over	Unknown
<b>EU-27</b>	<b>257 815</b>	<b>20.1</b>	<b>7.1</b>	<b>51.7</b>	<b>20.0</b>	<b>0.7</b>	<b>0.3</b>
Belgium	26 130	23.7	7.4	48.5	19.8	0.6	0.0
Bulgaria	1 025	6.6	4.5	60.5	26.4	2.0	0.0
Czech Republic	780	18.3	2.2	44.2	34.5	0.8	0.0
Denmark	5 070	14.6	14.9	53.1	16.6	0.8	*
Germany	48 490	25.3	9.1	46.9	17.8	0.9	*
Estonia	35	18.2	*	60.6	18.2	0.0	0.0
Ireland	1 940	25.5	4.1	53.2	17.1	*	0.0
Greece	10 275	1.7	2.8	77.4	17.8	0.0	0.2
Spain	2 740	11.6	2.4	60.8	24.0	1.2	0.0
France	51 595	16.9	3.3	55.2	23.8	0.8	*
Italy	10 050	15.9	5.0	64.3	14.5	0.2	*
Cyprus	2 875	6.3	2.8	66.3	23.9	0.3	0.3
Latvia	65	7.9	12.7	52.4	25.4	*	0.0
Lithuania	495	12.9	5.1	54.3	27.1	0.6	0.0
Luxembourg	780	20.1	6.3	52.0	21.4	*	0.0
Hungary	2 095	13.4	8.9	64.0	13.6	*	0.0
Malta	175	11.4	6.3	63.6	15.3	0.0	3.4
Netherlands	15 100	26.1	9.8	44.5	18.6	1.0	0.1
Austria	11 050	27.1	10.1	46.3	16.2	0.4	0.0
Poland	6 540	35.8	4.5	37.4	21.6	0.7	0.0
Portugal	160	9.5	5.1	58.9	26.6	0.0	0.0
Romania	885	6.7	5.3	68.4	19.2	0.5	0.0
Slovenia	245	9.3	16.7	51.6	21.5	*	0.0
Slovakia	540	6.3	3.9	68.8	20.4	0.6	0.0
Finland	3 090	14.6	9.6	57.2	17.5	0.3	0.8
Sweden	31 875	23.3	10.0	46.3	19.3	1.1	0.0
United Kingdom	23 715	13.2	7.2	53.2	22.7	0.8	2.9
Iceland	:	:	:	:	:	:	:
Liechtenstein	105	25.5	2.8	47.2	24.5	0.0	0.0
Norway	10 025	19.5	9.2	53.7	17.0	0.5	0.0
Switzerland	15 435	22.3	4.5	58.5	14.2	0.3	0.1

Source: Eurostat (online data code: [migr\\_asyappctza](#))

\* – represents 2 or fewer applicants recorded in the reference period

Figure 3a: Gender distribution of asylum applicants across EU Members, 2010 (in %)



Source: Eurostat (online data code: [migr\\_asyappctza](#))

Almost nine out of ten Algerian, Indian and Bangladeshi asylum applicants registered in the EU-27 in 2010 were men

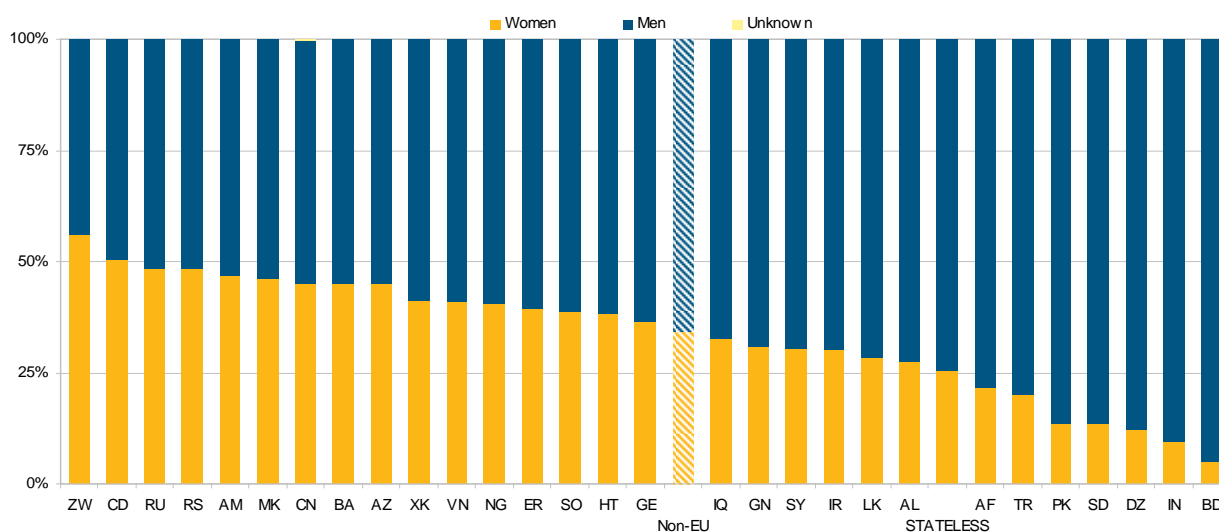
Table 2b: Age distribution of the 30 main groups of asylum applicants in the EU-27, 2010 (in %)

	Total (absolute value)	Distribution of age groups as a share of total (in %)					
		0-13	14-17	18-34	35-64	65 and over	Unknown
<b>Non-EU</b>	<b>257 815</b>	<b>20.1</b>	<b>7.1</b>	<b>51.7</b>	<b>20.0</b>	<b>0.7</b>	<b>0.3</b>
Afghanistan - (AF)	20 580	16.3	24.6	47.2	10.6	1.1	0.2
Russia - (RU)	18 500	40.0	5.0	33.3	20.7	0.8	0.0
Serbia - (RS)	17 715	40.3	7.4	32.1	19.7	0.4	0.0
Iraq - (IQ)	15 800	21.6	7.1	50.6	18.9	1.6	0.2
Somalia - (SO)	14 350	20.6	11.7	53.0	13.3	1.2	0.1
Kosovo - (XK)	14 285	33.5	5.4	41.5	18.8	0.8	*
Iran - (IR)	10 310	11.0	5.9	57.8	23.8	0.9	0.6
Pakistan - (PK)	9 180	8.8	3.8	66.3	19.8	0.6	0.8
MK	7 550	35.3	7.2	33.1	24.1	0.3	0.0
Georgia - (GE)	6 860	15.1	2.6	54.7	27.2	0.4	0.1
Nigeria - (NG)	6 745	13.7	4.4	66.2	14.8	0.2	0.7
Turkey - (TR)	6 335	12.0	3.2	67.3	17.1	0.3	0.1
Sri Lanka - (LK)	6 300	11.1	2.8	58.5	25.2	1.9	0.5
Bangladesh - (BD)	6 175	2.4	1.3	78.4	17.6	0.1	0.2
China - (CN)	5 655	6.1	2.4	51.9	38.3	0.2	1.1
Armenia - (AM)	5 515	22.5	4.7	40.9	29.8	2.0	*
CD	5 360	17.3	5.6	52.9	23.4	0.5	0.1
Syria - (SY)	5 010	23.4	5.6	53.5	16.4	0.9	0.2
Guinea - (GN)	4 830	10.7	9.8	68.7	10.7	*	*
Eritrea - (ER)	4 520	13.0	7.8	61.1	16.9	0.9	0.3
Algeria - (DZ)	3 575	6.7	6.2	67.3	19.3	0.3	0.2
India - (IN)	3 175	3.6	3.3	72.5	19.5	0.1	1.1
Zimbabwe - (ZW)	2 615	14.4	3.4	45.4	33.0	0.5	3.3
Vietnam - (VN)	2 320	6.8	7.5	63.3	21.6	0.1	0.7
Sudan - (SD)	2 290	8.2	3.4	73.9	13.6	0.1	0.7
Stateless	2 215	17.6	5.1	53.4	22.4	1.2	0.3
Haiti - (HT)	2 130	11.4	3.1	54.5	30.5	0.5	0.0
BA	2 095	42.6	6.8	32.7	17.3	0.5	*
Azerbaijan - (AZ)	2 075	25.5	5.2	36.9	30.5	1.9	0.0
Albania - (AL)	1 900	11.3	4.6	64.6	18.4	0.7	0.4
Other	41 855	15.5	5.0	57.0	21.7	0.5	0.4

1) Kosovo - Kosovo / UNSCR 1244; BA - Bosnia and Herzegovina; MK - the former Yugoslav republic of Macedonia; CD - Congo, the Democratic Republic of the; Syria - Syrian Arab Republic

Source: Eurostat (online data code: [migr\\_asyappctza](#))

Figure 3b: Gender distribution of the 30 main groups of asylum applicants in the EU-27, 2010 (in %)



Note: Countries selected here are those with the highest number of asylum applicants registered in 2010.

Source: Eurostat (online data code: [migr\\_asyappctza](#))



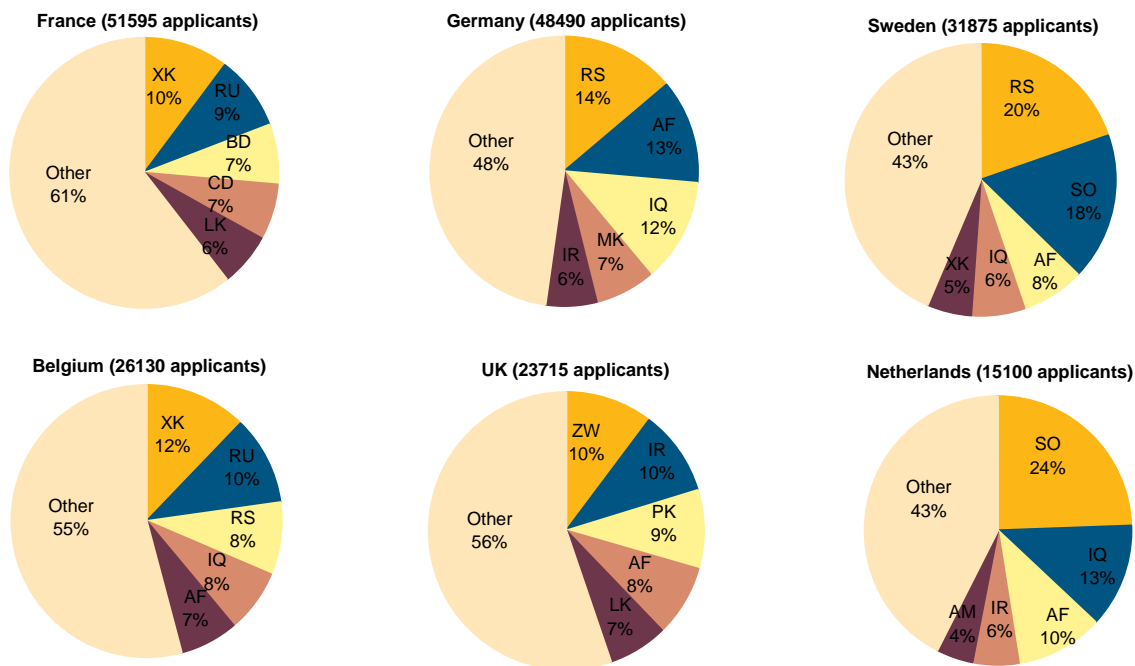


**Table 3b: Distribution of the main groups of asylum applicants in the EU-27, 2010 (rounded figures)**

		NON-EU		NON-EU					
				(% )				(% )	
		France	51 595		20				
		Germany	48 490		19				
		Sweden	31 875		12				
		Belgium	26 130		10				
		UK	23 715		9				
		Other	76 010		29				
				RUSSIA - (RU)					
				(% )					
		Poland	4 795		26				
		France	4 610		25				
		Belgium	2 725		15				
		Austria	2 330		13				
		Germany	1 410		8				
		Other	2 630		14				
				SOMALIA - (SO)					
				(% )					
		Sweden	5 630		39				
		Netherlands	3 670		26				
		Germany	2 260		16				
		UK	720		5				
		Finland	520		4				
		Other	1 555		11				
				PAKISTAN - (PK)					
				(% )					
		Greece	2 750		30				
		UK	2 185		24				
		Germany	930		10				
		Italy	930		10				
		France	915		10				
		Other	1 475		16				
				NIGERIA - (NG)					
				(% )					
		Italy	1 385		21				
		UK	1 145		17				
		France	805		12				
		Germany	775		11				
		Austria	555		8				
		Other	2 075		31				
				BANGLADESH - (BD)					
				(% )					
		France	3 680		60				
		Greece	985		16				
		UK	515		8				
		Italy	220		4				
		Belgium	185		3				
		Other	585		9				
				CD					
				(% )					
		France	3 560		66				
		Belgium	890		17				
		UK	235		4				
		Germany	180		3				
		Spain	90		2				
		Other	410		8				
				ERITREA - (ER)					
				(% )					
		Sweden	1 465		32				
		UK	800		18				
		France	725		16				
		Germany	660		15				
		Netherlands	410		9				
		Other	465		10				
				ZIMBABWE - (ZW)					
				(% )					
		UK	2 435		93				
		Ireland	50		2				
		Germany	35		1				
		Austria	25		1				
		Netherlands	15		1				
		Other	50		2				
				STATELESS					
				(% )					
		Sweden	1 045		47				
		UK	250		11				
		Germany	210		10				
		France	180		8				
		Austria	170		8				
		Other	355		16				
				AZERBAIJAN - (AZ)					
				(% )					
		France	895		43				
		Germany	535		26				
		Sweden	275		13				
		Netherlands	105		5				
		Austria	90		4				
		Other	175		8				
				AFGHANISTAN - (AF)					
				(% )					
		Germany	6 065		29				
		Sweden	2 400		12				
		UK	1 975		10				
		Belgium	1 830		9				
		Austria	1 590		8				
		Other	6 725		33				
				IRAQ - (IQ)					
				(% )					
		Germany	5 945		38				
		Sweden	1 995		13				
		Belgium	1 990		13				
		Netherlands	1 905		12				
		UK	580		4				
		Other	3 380		21				
				IRAN - (IR)					
				(% )					
		Germany	2 970		29				
		UK	2 350		23				
		Sweden	1 185		11				
		Netherlands	865		8				
		Denmark	655		6				
		Other	2 290		22				
				GEORGIA - (GE)					
				(% )					
		France	1 435		21				
		Greece	1 160		17				
		Poland	1 085		16				
		Germany	750		11				
		Netherlands	610		9				
		Other	1 820		27				
				SRI LANKA - (LK)					
				(% )					
		France	3 240		51				
		UK	1 660		26				
		Germany	470		7				
		Netherlands	235		4				
		Belgium	185		3				
		Other	515		8				
				ARMENIA - (AM)					
				(% )					
		France	2 145		39				
		Belgium	1 305		24				
		Netherlands	650		12				
		Germany	390		7				
		Sweden	275		5				
		Other	750		14				
				GUINEA - (GN)					
				(% )					
		France	2 145		44				
		Belgium	1 535		32				
		Germany	255		5				
		Netherlands	250		5				
		Italy	165		3				
		Other	475		10				
				INDIA - (IN)					
				(% )					
		Germany	895		28				
		UK	635		20				
		Austria	435		14				
		Greece	380		12				
		Cyprus	320		10				
		Other	510		16				
				SUDAN - (SD)					
				(% )					
		France	835		37				
		UK	690		30				
		Netherlands	190		8				
		Sweden	110		5				
		Belgium	95		4				
		Other	365		16				
				BA					
				(% )					
		Italy	815		39				
		France	490		23				
		Germany	355		17				
		Belgium	145		7				
		Sweden	120		6				
		Other	170		8				
				SERBIA - (RS)					
				(% )					
		Germany	6 795		38				
		Sweden	6 255		35				
		Belgium	2 220		13				
		France	765		4				
		Italy	495		3				
		Other	1 185		7				
				KOSOVO / UNSCR 1244 - (XK)					
				(% )					
		France	5 260		37				
		Belgium	3 230		23				
		Germany	2 205		15				
		Sweden	1 715		12				
		Austria	610		4				
		Other	1 270		9				
				MK					
				(% )					
		Germany	3 545		47				
		Belgium	1 740		23				
		Sweden	900		12				
		France	595		8				
		Netherlands	390		5				
		Other	380		5				
				TURKEY - (TR)					
				(% )					
		France	1 960		31				
		Germany	1 710		27				
		Italy	855		13				
		Austria	370		6				
		Belgium	305		5				
		Other	1 140		18				
				CHINA - (CN)					
				(% )					
		France	1 970		35				
		UK	1 305		23				
		Greece	545		10				
		Germany	425		8				
		Netherlands	315		6				
		Other	1 095		19				
				SYRIAN ARAB REPUBLIC - (SY)					
				(% )					

## Nearly three quarters of the Serbian asylum applicants in the EU-27 lodged their application in Germany or Sweden in 2010

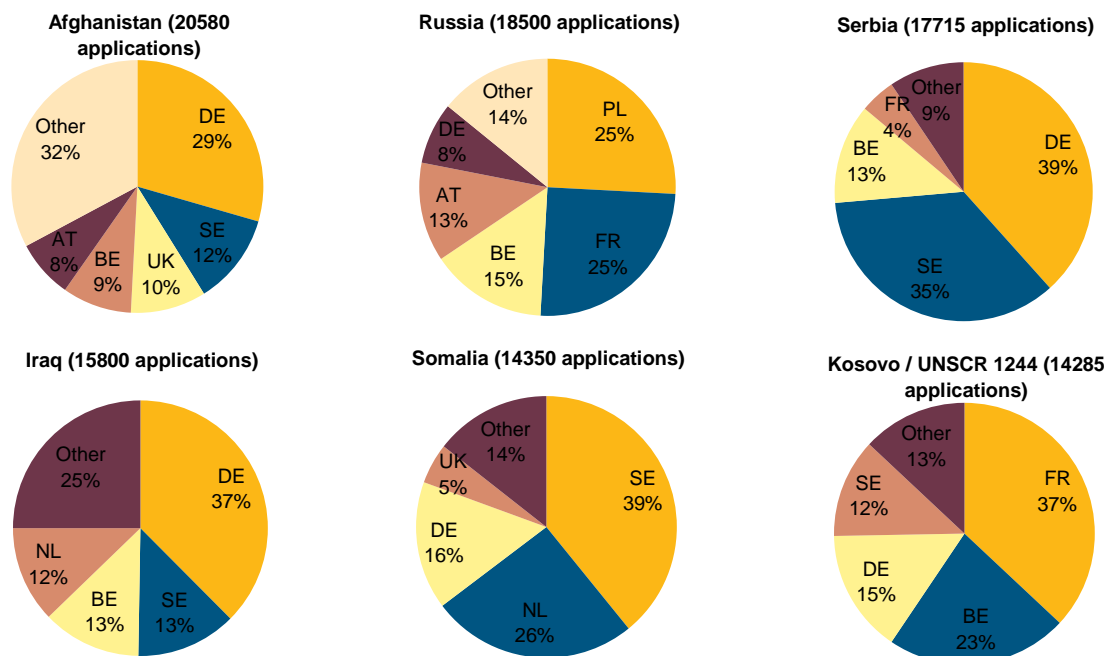
Figure 4a: Main groups of asylum applicants in the top 6 receiving countries<sup>1)</sup>, 2010



1) Member States selected here are those with the highest number of asylum applicants registered during 2010.

Source: Eurostat (online data code: [migr\\_asyappctza](#))

Figure 4b: Distribution of the 6 main groups of asylum applicants in the EU-27 by receiving country, 2010



1) Countries selected here are those with the highest number of asylum applicants registered during 2010.

Note: AF – Afghanistan; RS – Serbia; IQ – Iraq; SO – Somalia; MK – the former Yugoslav Republic of Macedonia; XK – Kosovo / UNSCR 1244; RU – Russia; CD – Congo, the democratic republic of; BD – Bangladesh; LK – Sri Lanka; AM – Armenia; IR – Iran; PK – Pakistan; ZW – Zimbabwe

Source: Eurostat (online data code: [migr\\_asyappctza](#))



Table 4: New asylum applicants by Member States, Q4/09-Q4/10 (rounded figures)

	Q4 2009				Q1 2010				Q2 2010				Q3 2010				Q4 2010				2010
	Oct.	Nov.	Dec.	Jan.	Feb.	Mar.	Apr.	May.	Jun.	Jul.	Aug.	Sep.	Oct.	Nov.	Dec.	Oct.-Dec. 2010	Q3 to Q4 2010 change in %	Applicants per million inhabitants <sup>1)</sup>			
<b>EU-27</b>	:	:	:	:	:	:	:	:	:	:	:	:	:	:	:	:	:	:	:		
Belgium	1 915	2 060	2 355	1 240	2 480	1 520	1 155	1 260	1 325	1 550	1 965	2 250	2 460	2 240	2 165	6 860	19	635	21 600		
Bulgaria	:	:	:	:	:	:	:	:	:	:	:	:	:	:	:	:	:	:	:		
Czech Republic	50	45	55	30	35	55	40	35	35	20	35	25	20	20	40	80	1	10	385		
Denmark	:	:	:	:	:	:	:	:	:	:	:	:	:	:	:	:	:	:	:		
Germany	2 685	2 515	2 170	2 715	2 435	2 705	2 455	2 415	2 890	3 375	4 085	4 765	4 975	4 740	3 695	13 415	10	165	41 255		
Estonia	5	5	5	5	0	5	5	5	*	5	5	0	*	*	*	5	-50	5	30		
Ireland	205	175	160	190	175	165	160	180	155	160	170	150	140	155	120	415	-13	95	1 920		
Greece	:	:	:	:	:	:	:	:	:	:	:	:	:	:	:	:	:	:	:		
Spain	:	:	:	165	200	205	185	170	190	245	245	265	220	270	185	675	-10	15	2 550		
France	4 135	3 720	3 905	3 220	4 195	4 435	3 720	3 595	3 640	3 635	3 540	3 770	4 595	3 910	4 625	13 125	20	205	46 885		
Italy	1 305	1 865	655	1 010	675	1 035	730	945	975	815	515	815	870	1 040	635	2 545	19	40	10 050		
Cyprus	315	335	245	:	:	:	:	:	:	:	:	:	:	:	:	:	:	:	:		
Latvia	20	5	*	*	5	*	10	5	5	5	5	5	5	5	5	15	-6	5	60		
Lithuania	25	15	20	10	25	15	5	35	20	20	35	30	55	75	50	180	114	55	370		
Luxembourg	:	:	:	:	:	50	45	45	40	40	50	90	90	105	95	290	65	580	:		
Hungary	:	:	:	:	:	:	:	:	:	:	:	:	:	:	:	:	:	:	:		
Malta <sup>2)</sup>	160	280	250	25	5	0	10	10	*	40	10	10	10	10	15	35	-42	85	145		
Netherlands	1 570	1 465	1 230	1 300	1 155	1 345	950	750	890	830	1 060	1 240	1 310	1 415	1 050	3 770	20	230	13 290		
Austria	:	:	:	:	:	:	:	:	:	:	:	:	:	:	:	:	:	:	:		
Poland	805	620	745	310	330	315	285	285	290	280	460	505	415	375	485	1 275	3	35	4 330		
Portugal	15	5	10	10	20	10	10	15	15	15	20	15	10	5	15	35	-28	5	160		
Romania	:	:	:	:	:	:	:	:	:	:	:	:	:	:	:	:	:	:	:		
Slovenia	*	10	30	10	5	10	*	20	15	10	0	20	25	40	40	100	237	50	195		
Slovakia	:	:	:	25	10	25	40	35	40	20	30	35	25	15	15	55	-35	10	315		
Finland	:	:	:	:	:	:	:	:	:	:	:	:	:	:	:	:	:	:	:		
Sweden	2 280	2 360	2 465	2 225	2 330	3 565	2 150	1 870	1 910	1 895	2 735	3 880	4 190	2 830	2 220	9 240	9	990	31 810		
United Kingdom	2 255	2 135	1 655	1 725	1 800	1 875	1 855	1 740	1 865	1 780	1 755	1 925	2 020	2 040	1 685	5 750	5	95	22 060		
Iceland	:	:	:	:	:	:	:	:	:	:	:	:	:	:	:	:	:	:	:		
Liechtenstein	:	:	:	:	:	:	:	:	:	:	:	:	:	:	:	:	:	:	:		
Norway	:	:	:	:	:	:	:	:	:	:	:	:	:	:	:	:	:	:	:		
Switzerland	1 155	1 235	1 040	1 070	1 020	1 155	1 045	940	1 095	965	1 175	1 205	1 225	1 345	1 190	3 760	13	485	13 430		

1) Relative to population as of 1<sup>st</sup> of January 2010 (provisional data).

2) Malta see country information notes.

\* - represents 2 or fewer asylum applicants recorded in the reference period.

Source: Eurostat (online data code: [migr\\_asyappoztm](http://migr_asyappoztm))

One out of four decisions issued at the first instance in the EU-27 in 2010 was positive

Table 5a: First instance decisions by citizenship in selected Member States<sup>1)</sup>, 2010 (rounded figures)

BELGIUM							
Refugee status	Subsidiary protection		Humanitarian reasons	Rejections			
Afghanistan	375	Iraq	425	Not applicable	Kosovo	1 680	
Guinea	365	Afghanistan	290		Armenia	1 620	
Iraq	300	Somalia	40		Russia	1 420	
Other	1 660	Other	50		Other	8 020	
FRANCE							
Refugee status	Subsidiary protection		Humanitarian reasons	Rejections			
Sri Lanka	580	Mali	415	Not applicable	Kosovo	3 370	
Russia	370	Guinea	140		Bangladesh	2 385	
Eritrea	280	Somalia	85		Armenia	2 330	
Other	2 860	Other	380		Other	24 420	
SWEDEN							
Refugee status	Subsidiary protection		Humanitarian reasons	Rejections			
Iraq	535	Somalia	4 000	Afghanistan	145	Serbia	4 735
Somalia	465	Afghanistan	735	Stateless	80	Somalia	1 830
Iran	205	Eritrea	730	Somalia	50	Iraq	1 000
Other	730	Other	495	Other	330	Other	11 575
OTHER							
Refugee status	Subsidiary protection		Humanitarian reasons	Rejections			
Russia	955	Afghanistan	1 730	Afghanistan	195	Russia	5 205
Afghanistan	650	Iraq	1 185	Nigeria	180	Nigeria	3 335
Iran	595	Somalia	965	Turkey	125	Afghanistan	2 670
Other	3 100	Other	2 330	Other	1 515	Other	26 725
GERMANY							
Refugee status	Subsidiary protection		Humanitarian reasons	Rejections			
Iraq	3 315	Afghanistan	245	Afghanistan	1 380	Serbia	4 800
Iran	1 395	Somalia	75	Iraq	105	Iraq	3 015
Afghanistan	570	Eritrea	55	Russia	80	Afghanistan	2 775
Other	2 480	Other	170	Other	580	Other	24 275
NETHERLANDS							
Refugee status	Subsidiary protection		Humanitarian reasons	Rejections			
Iran	180	Somalia	1 730	Somalia	1 515	Somalia	1 840
Iraq	130	Iraq	740	Iraq	320	Afghanistan	1 240
Somalia	95	Afghanistan	420	Afghanistan	140	Iraq	1 030
Other	405	Other	1 120	Other	770	Other	5 465
UNITED KINGDOM							
Refugee status	Subsidiary protection		Humanitarian reasons	Rejections			
Iran	700	Afghanistan	610	Somalia	30	Pakistan	2 105
Eritrea	565	Zimbabwe	240	Iran	25	Iran	1 930
Zimbabwe	525	Iran	125	Gambia	15	Sri Lanka	1 760
Other	2 655	Other	880	Other	75	Other	14 455
EU-27							
Refugee status	Subsidiary protection		Humanitarian reasons	Rejections			
Iraq	4 930	Somalia	6 965	Afghanistan	1 865	Serbia	12 370
Iran	3 315	Afghanistan	4 040	Somalia	1 640	Russia	11 200
Afghanistan	2 150	Iraq	2 660	Iraq	575	Afghanistan	10 240
Other	16 655	Other	6 730	Other	3 570	Other	133 200

1) Member States selected here are those with the highest number of first instance decisions issued in 2010.

Notes: XK – Kosovo / UNSCR 1244

Source: Eurostat (online data code: [migr\\_asydcfsta](#))

Table 6a: First instance decisions by outcome across EU Members, 2010 (rounded figures)

	Total decisions	Total positive decisions	Refugee status	Subsidiary protection	Humanitarian reasons	Rejected
<b>EU-27</b>	<b>222 105</b>	<b>55 095</b>	<b>27 045</b>	<b>20 400</b>	<b>7 645</b>	<b>167 010</b>
<b>Belgium</b>	16 245	3 510	2 700	805	-	12 740
<b>Bulgaria</b>	515	140	20	120	-	375
<b>Czech Republic</b>	500	175	75	75	20	330
<b>Denmark</b>	3 280	1 345	660	520	170	1 935
<b>Germany</b>	45 310	10 445	7 755	545	2 145	34 865
<b>Estonia</b>	40	15	10	5	-	25
<b>Ireland</b>	1 600	25	25	5	-	1 575
<b>Greece</b>	3 455	105	60	20	30	3 350
<b>Spain</b>	2 785	610	245	350	15	2 175
<b>France</b>	37 620	5 115	4 095	1 020	-	32 505
<b>Italy<sup>1)</sup></b>	11 325	4 305	1 615	1 465	1 225	7 015
<b>Cyprus</b>	2 440	425	30	370	25	2 015
<b>Latvia</b>	50	25	5	20	-	25
<b>Lithuania</b>	190	15	*	15	-	175
<b>Luxembourg</b>	475	70	55	15	-	405
<b>Hungary</b>	1 040	260	75	115	70	785
<b>Malta</b>	350	210	45	165	15	125
<b>Netherlands</b>	17 145	7 565	810	4 010	2 745	9 575
<b>Austria</b>	13 770	3 445	2 055	1 390	-	10 325
<b>Poland</b>	4 420	510	80	195	230	3 910
<b>Portugal</b>	130	55	5	50	-	75
<b>Romania</b>	425	70	40	30	0	355
<b>Slovenia</b>	115	25	20	*	-	95
<b>Slovakia</b>	295	90	5	55	30	205
<b>Finland</b>	4 260	1 595	165	1 240	190	2 665
<b>Sweden</b>	27 630	8 495	1 935	5 955	605	19 140
<b>United Kingdom</b>	26 690	6 440	4 445	1 850	140	20 250
<b>Iceland</b>	.	.	.	.	.	.
<b>Liechtenstein</b>	85	*	*	-	0	85
<b>Norway</b>	15 255	5 300	2 975	1 565	760	9 955
<b>Switzerland</b>	18 475	7 815	3 380	1 155	3 280	10 660

1) See country information notes.

'-' – not applicable

\* – represents 2 or fewer first instance decisions recorded in the reference period

Source: Eurostat (online data code: [migr\\_asydcfsta](#))

Positive decisions at first instance granted to Somalis in 2010 accounts for almost 19% of all positive decisions issued at first instance in the EU-27 during the year

Table 5b: First instance decisions by Member States in selected groups of asylum applicants<sup>1)</sup>, 2010 (rounded figures)

AFGHANISTAN - AF							
Refugee status		Subsidiary protection		Humanitarian reasons		Rejections	
Germany	570	Sweden	735	Germany	1 380	Germany	2 775
Austria	380	UK	610	Sweden	145	UK	1 735
Belgium	375	Austria	595	Netherlands	140	Netherlands	1 240
Other	825	Other	2 100	Other	200	Other	4 485
SOMALIA - SO							
Refugee status		Subsidiary protection		Humanitarian reasons		Rejections	
Sweden	465	Sweden	4 000	Netherlands	1 515	Netherlands	1 840
UK	435	Netherlands	1 730	Sweden	50	Sweden	1 830
Germany	380	Finland	595	UK	30	UK	485
Other	505	Other	640	Other	45	Other	1 020
SERBIA - RS							
Refugee status		Subsidiary protection		Humanitarian reasons		Rejections	
Belgium	115	Italy	10	Italy	35	Germany	4 800
France	45	Austria	10	Germany	25	Sweden	4 735
Austria	20	Germany	5	Sweden	25	Belgium	840
Other	*	Other	*	Other	20	Other	1 995
OTHER							
Refugee status		Subsidiary protection		Humanitarian reasons		Rejections	
UK	3 680	Netherlands	1 115	Italy	1 065	France	25 800
Germany	3 230	UK	1 095	Netherlands	765	Germany	20 670
France	3 095	Sweden	970	Germany	465	UK	17 130
Other	5 825	Other	2 925	Other	750	Other	47 320
IRAQ - IQ							
Refugee status		Subsidiary protection		Humanitarian reasons		Rejections	
Germany	3 315	Netherlands	740	Netherlands	320	Germany	3 015
Sweden	535	Finland	490	Germany	105	Netherlands	1 030
Belgium	300	Belgium	425	Sweden	45	Sweden	1 000
Other	780	Other	1 010	Other	105	Other	2 410
RUSSIA - RU							
Refugee status		Subsidiary protection		Humanitarian reasons		Rejections	
Austria	765	Austria	230	Poland	100	Poland	2 545
France	370	Poland	170	Germany	80	France	2 280
Germany	255	Sweden	40	CZ	5	Austria	2 045
Other	495	Other	90	Other	15	Other	4 330
KOSOVO / UNSCR 1244 - XK							
Refugee status		Subsidiary protection		Humanitarian reasons		Rejections	
Belgium	140	Austria	40	Germany	75	France	3 370
France	95	Italy	10	Italy	60	Germany	2 170
Austria	30	France	10	Sweden	35	Belgium	1 680
Other	25	Other	*	Other	45	Other	2 425
NON-EU							
Refugee status		Subsidiary protection		Humanitarian reasons		Rejections	
Germany	7 755	Sweden	5 955	Netherlands	2 745	Germany	34 865
UK	4 445	Netherlands	4 010	Germany	2 145	France	32 505
France	4 095	UK	1 850	Italy	1 225	UK	20 250
Other	10 750	Other	8 585	Other	1 535	Other	79 390

1) Countries selected here are those with the highest number of first instance decisions issued in 2010.

\* – represents 2 or fewer first instance decisions recorded in the reference period.

Note: UK – the United Kingdom ; CZ – Czech Republic

Source: Eurostat (online data code: [migr\\_asydcfsta](#))

Table 6b: First instance decisions by outcome across the 30 main groups of asylum applicants<sup>1)</sup> countries of citizenship in the EU-27, 2010 (rounded figures)

	Total decisions	Total positive decisions	Refugee status	Subsidiary protection	Humanitarian reasons	Rejected
<b>Non-EU</b>	222 105	55 095	27 045	20 400	7 645	167 010
<b>Afghanistan - (AF)</b>	18 290	8 050	2 150	4 040	1 865	10 240
<b>Iraq - (IQ)</b>	15 620	8 165	4 930	2 660	575	7 455
<b>Somalia - (SO)</b>	15 570	10 390	1 785	6 965	1 640	5 180
<b>Russia - (RU)</b>	13 815	2 615	1 885	530	200	11 200
<b>Serbia - (RS)</b>	12 690	320	190	25	105	12 370
<b>Kosovo - (XK)</b>	10 220	575	290	70	215	9 645
<b>Iran - (IR)</b>	9 660	3 920	3 315	405	200	5 740
<b>Nigeria - (NG)</b>	6 935	450	100	110	235	6 490
<b>Sri Lanka - (LK)</b>	6 365	1 465	1 195	155	110	4 905
<b>Pakistan - (PK)</b>	6 350	680	365	255	65	5 675
<b>Turkey - (TR)</b>	6 300	985	715	105	165	5 315
<b>Armenia - (AM)</b>	6 150	400	175	105	120	5 750
<b>Georgia - (GE)</b>	5 365	135	60	35	40	5 230
<b>China - (CN)</b>	5 090	805	570	165	70	4 285
<b>Eritrea - (ER)</b>	4 625	3 070	1 700	1 300	70	1 555
<b>MK</b>	4 535	60	35	5	20	4 470
<b>Syria - (SY)</b>	4 510	1 160	975	80	105	3 350
<b>Bangladesh - (BD)</b>	3 915	170	65	60	45	3 745
<b>CD</b>	3 765	695	530	90	70	3 070
<b>Guinea - (GN)</b>	3 760	920	580	270	70	2 840
<b>Algeria - (DZ)</b>	2 940	90	50	35	5	2 845
<b>India - (IN)</b>	2 720	50	15	15	15	2 675
<b>Zimbabwe - (ZW)</b>	2 660	795	545	240	10	1 865
<b>Azerbaijan - (AZ)</b>	2 220	330	200	75	55	1 890
<b>Sudan - (SD)</b>	2 170	730	610	90	30	1 440
<b>Vietnam - (VN)</b>	1 980	95	20	45	30	1 890
<b>Stateless</b>	1 800	580	340	135	105	1 220
<b>Haiti - (HT)</b>	1 645	220	110	40	65	1 430
<b>BA</b>	1 590	115	60	5	50	1 475
<b>Mongolia - (MN)</b>	1 560	45	15	10	15	1 520
<b>Other</b>	37 275	7 025	3 465	2 270	1 290	30 250

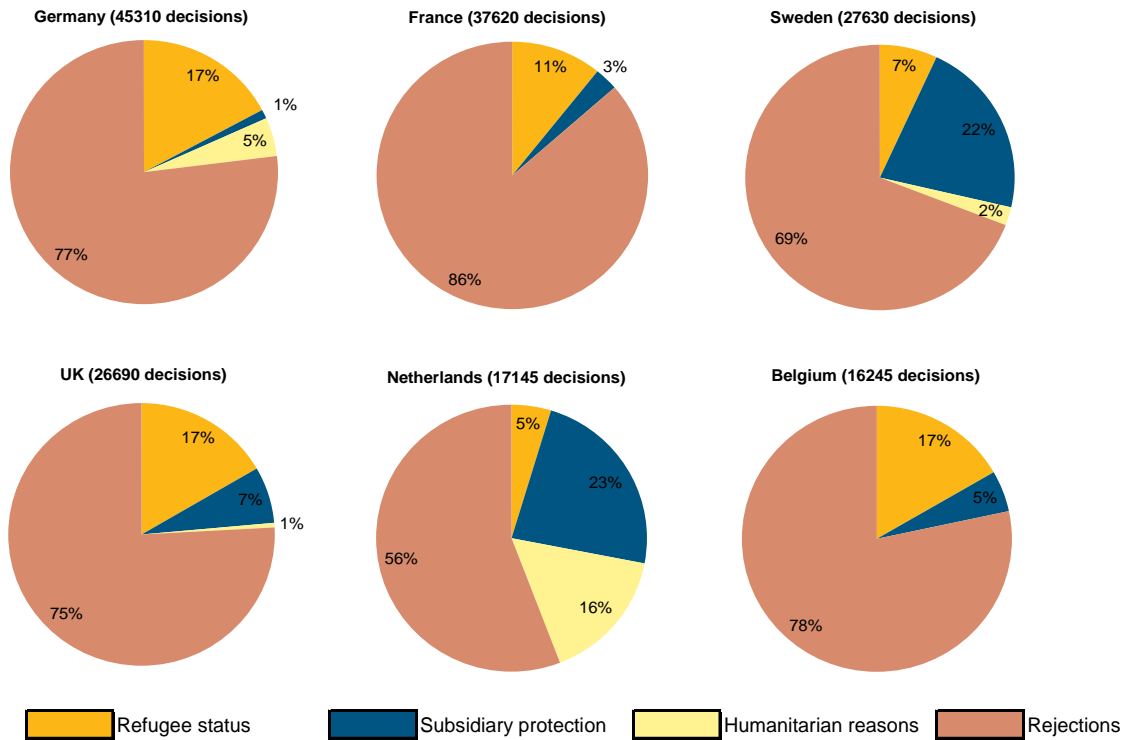
1) Countries selected here are those with the highest number of first instance decisions issued in 2010.

Notes: Kosovo – Kosovo / UNSCR 1244; BA – Bosnia and Herzegovina; CD – Congo, the Democratic Republic of the; MK – the former Yugoslav Republic of Macedonia; Syria – Syrian Arab Republic.

Source: Eurostat (online data code: [migr\\_asydcfsta](#))

Two thirds of first instance decisions issued in 2010 to Somalis were positive,

Figure 5a: First instance decisions by outcome, selected Member States and the EU-27<sup>1)</sup>, 2010



1) Member States selected here are those reporting the highest number of first instance decisions issued in 2010.

Note: UK – the United Kingdom

Source: Eurostat (online data code: [migr\\_asydcfsta](#))

Figure 5b: First instance decisions in the EU-27 by outcome, selected citizenships<sup>1)</sup>, 2010



1) Citiznships selected here are those for which the highest number of first instance decisions was issued in 2010.

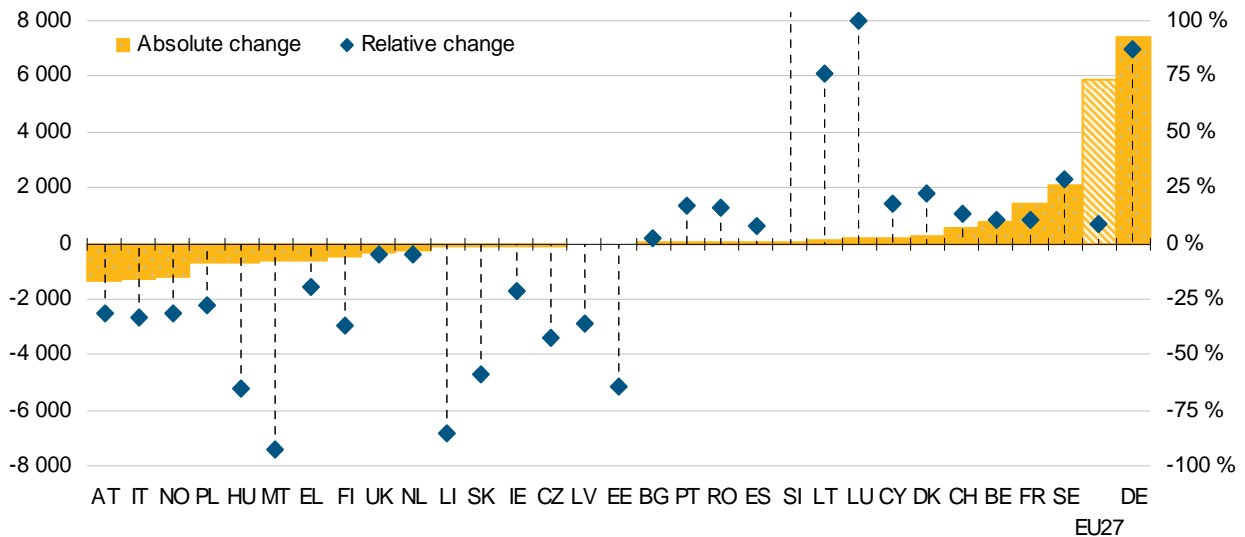
\* Note: XK – Kosovo / UNSCR 1244.

Source: Eurostat (online data code: [migr\\_asydcfsta](#))

# ANNEX

## Asylum applicants and decisions on asylum applicants in fourth quarter 2010

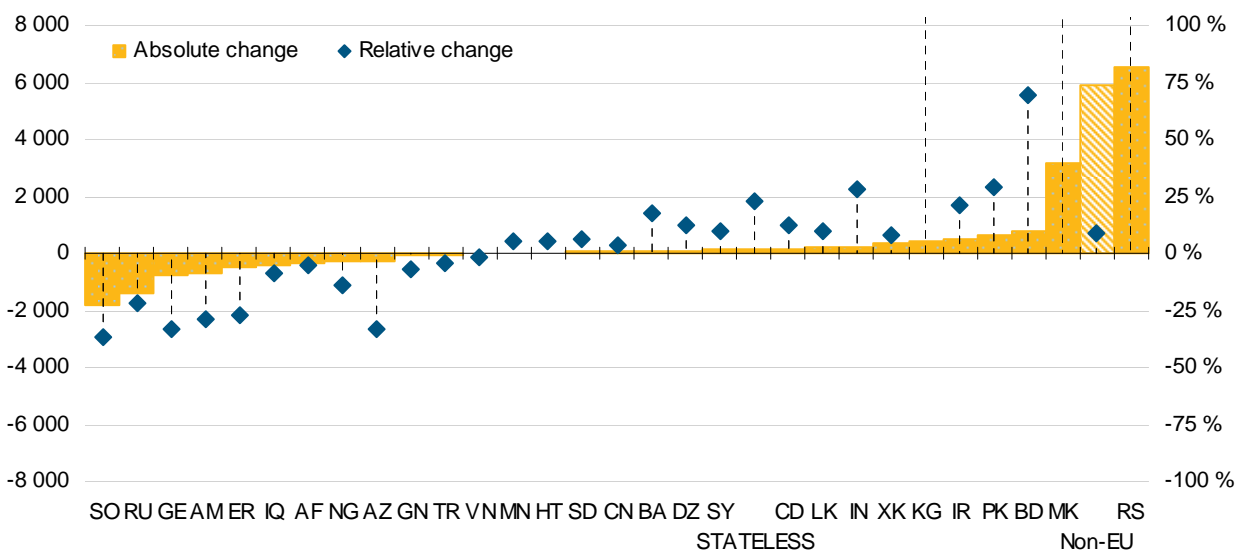
Figure 6a: Asylum applicants, absolute and relative change between Q4/2009 and Q4/2010 in the EU-27+EFTA



Source: Eurostat (online data code: [migr\\_asyappctzm](#))

The increase of asylum applicant registered in Q4 2010 compared to Q4 2009 was primarily due to the particularly high influx of asylum applicants from Serbia and the former Yugoslav Republic of Macedonia

Figure 6b: Asylum applicants, absolute and relative change between Q4/2009 and Q4/2010 in the EU-27 by citizenship of applicants



Source: Eurostat (online data code: [migr\\_asyappctzm](#))

Almost three out of ten asylum applicants registered in the EU-27 in Q4 2010 were minors.

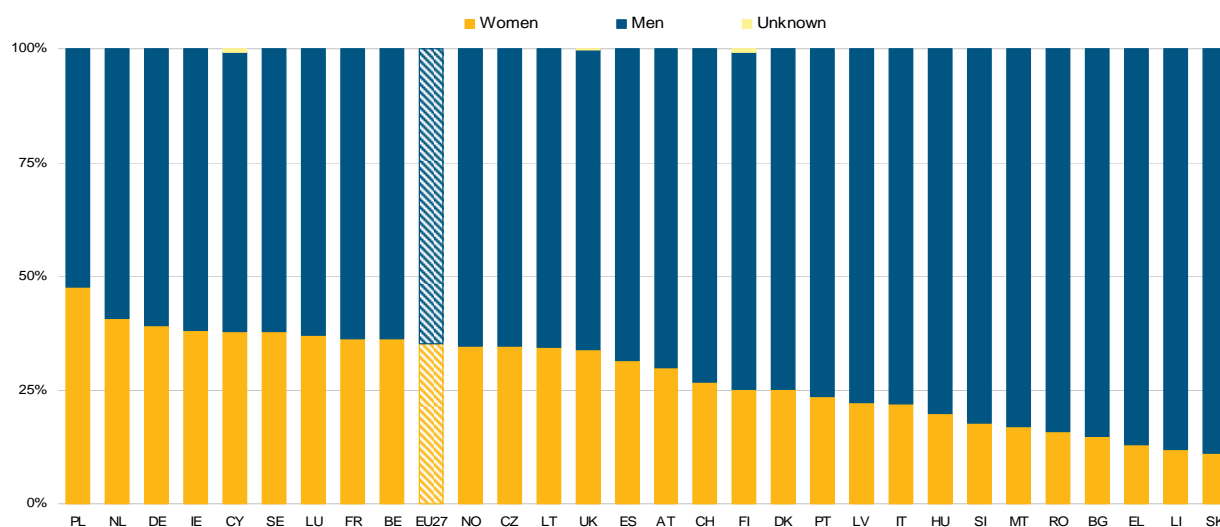
Table 7a: Age distribution of asylum applicants across EU Members, 4th quarter 2010 (in %)

	Total (absolute value)	Distribution of age groups as a share of total (in %)					
		0-13	14-17	18-34	35-64	65 and over	Unknown
<b>EU-27</b>	<b>74 115</b>	<b>21.7</b>	<b>7.3</b>	<b>50.0</b>	<b>20.0</b>	<b>0.7</b>	<b>0.3</b>
Belgium	8 305	23.6	8.1	47.9	19.9	0.6	0.0
Bulgaria	265	10.2	3.8	59.2	26.0	0.8	0.0
Czech Republic	150	15.3	3.3	48.7	31.3	1.3	0.0
Denmark	1 410	16.0	15.0	51.6	17.0	0.4	0.0
Germany	15 995	27.9	8.5	44.0	18.8	0.8	0.0
Estonia	5	*	*	*	*	*	*
Ireland	420	24.2	5.2	52.4	18.0	0.2	0.0
Greece	2 385	1.7	2.8	76.4	18.9	0.0	0.1
Spain	740	13.4	3.0	56.9	25.2	1.5	0.0
France	14 430	18.2	3.5	55.4	22.1	0.7	0.0
Italy	2 545	13.9	5.5	65.4	14.9	0.2	0.0
Cyprus	1 060	5.7	2.3	64.8	26.0	0.4	0.8
Latvia	20	5.6	22.2	50.0	22.2	0.0	0.0
Lithuania	205	7.9	3.4	57.1	31.5	0.0	0.0
Luxembourg	300	25.2	7.3	46.7	20.9	0.0	0.0
Hungary	350	20.4	7.8	58.0	13.5	0.3	0.0
Malta	45	10.6	6.4	59.6	12.8	0.0	10.6
Netherlands	4 320	27.6	10.9	42.1	18.3	1.0	0.0
Austria	2 875	26.1	9.6	47.3	16.5	0.5	0.0
Poland	1 790	36.0	5.0	35.7	22.5	0.8	0.0
Portugal	35	17.6	5.9	61.8	14.7	0.0	0.0
Romania	195	9.8	7.2	58.8	23.7	0.5	0.0
Slovenia	110	5.4	23.2	53.6	17.9	0.0	0.0
Slovakia	90	8.9	1.1	71.1	18.9	0.0	0.0
Finland	775	10.8	8.6	62.7	16.4	0.6	0.8
Sweden	9 260	25.8	10.3	43.2	19.5	1.1	0.0
United Kingdom	6 035	13.6	6.9	53.2	22.5	1.0	2.8
Iceland	:	:	:	:	:	:	:
Liechtenstein	25	15.8	10.6	54.7	18.0	0.9	0.0
Norway	2 615	20.9	4.7	59.7	14.3	0.3	0.1
Switzerland	4 375	16.0	0.0	64.0	20.0	0.0	0.0

\* - represents 2 or fewer applicants recorded in the reference period

Source: Eurostat (online data code: [migr\\_asyappctzm](#))

Figure 7a: Gender distribution of asylum applicants across EU Members, 4th quarter 2010 (in %)



Note: Age and sex distributions are not computed when less than 10 applicants were registered

Source: Eurostat (online data code: [migr\\_asyappctzm](#))

## One third of asylum applicants registered in the EU-27 in Q4 2010 were women

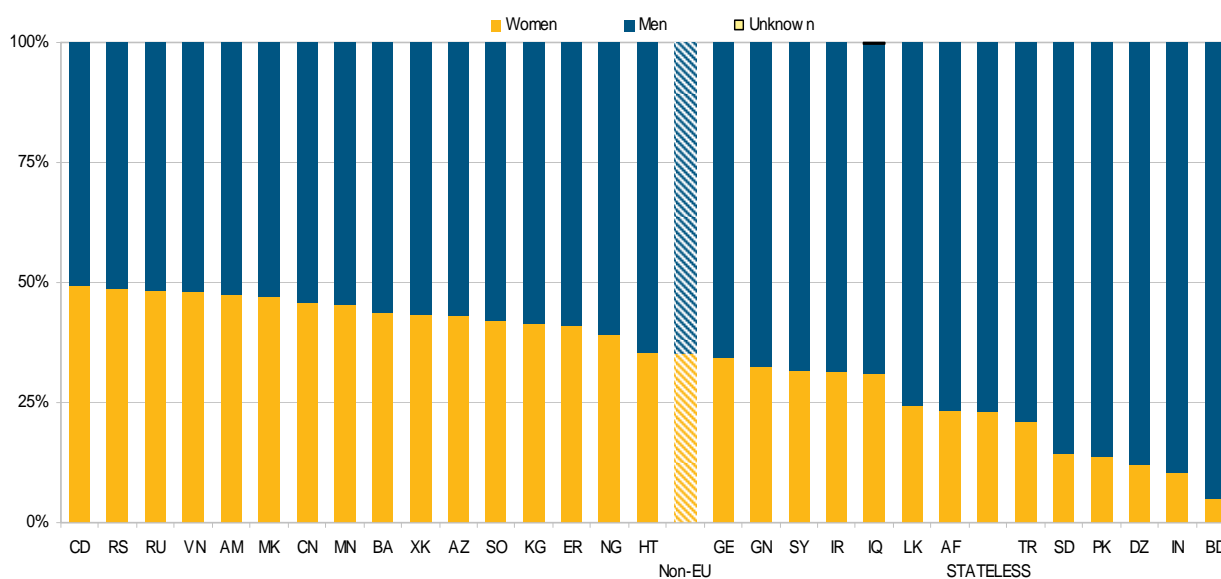
Table 7b: Age distribution of the 30 main groups of asylum applicants in the EU-27, 4th quarter 2010 (in %)

	Total (absolute value)	Distribution of age groups as a share of total (in %)					
		0-13	14-17	18-34	35-64	65 and over	Unknown
<b>Non-EU</b>	<b>74 115</b>	<b>21.7</b>	<b>7.3</b>	<b>50.0</b>	<b>20.0</b>	<b>0.7</b>	<b>0.3</b>
Serbia - (RS)	7 915	40.8	7.3	32.0	19.5	0.4	0.0
Afghanistan - (AF)	5 655	16.3	25.8	45.6	10.8	1.3	0.2
Russia - (RU)	4 940	38.3	4.7	34.0	22.2	0.8	0.0
Kosovo - (XK)	4 505	35.2	5.7	39.1	19.4	0.6	0.0
Iraq - (IQ)	4 110	18.8	7.1	51.8	20.3	1.7	0.3
MK	3 435	36.7	7.4	32.6	23.1	0.3	0.0
Somalia - (SO)	3 100	29.0	12.6	44.0	12.6	1.5	0.2
Iran - (IR)	3 040	11.9	7.3	55.5	24.0	0.9	0.5
Pakistan - (PK)	2 730	9.0	3.3	66.7	20.0	0.7	0.3
Sri Lanka - (LK)	1 945	10.0	2.6	63.1	21.9	1.7	0.7
Bangladesh - (BD)	1 830	2.4	1.0	79.0	17.4	0.1	0.2
Turkey - (TR)	1 775	13.6	4.1	66.5	15.6	0.2	0.0
Nigeria - (NG)	1 720	15.3	4.0	64.7	15.1	0.2	0.8
Armenia - (AM)	1 710	23.4	4.8	41.6	28.4	1.9	0.0
China - (CN)	1 575	6.4	2.8	50.0	39.4	0.1	1.3
Georgia - (GE)	1 565	15.2	2.9	54.0	27.3	0.4	0.3
CD	1 400	18.5	6.9	51.7	22.1	0.6	0.1
Guinea - (GN)	1 360	11.0	11.3	67.6	9.9	0.0	0.1
Syria - (SY)	1 280	20.4	6.8	54.4	17.1	1.1	0.3
Eritrea - (ER)	1 280	13.4	7.0	62.1	16.7	0.6	0.2
Algeria - (DZ)	980	5.6	6.6	67.4	19.8	0.4	0.1
India - (IN)	945	3.7	2.2	69.8	22.6	0.1	1.5
Stateless	660	15.9	3.5	55.5	23.7	1.1	0.3
BA	625	41.8	8.3	29.3	20.3	0.3	0.0
Sudan - (SD)	585	8.4	3.3	74.3	13.5	0.0	0.5
Azerbaijan - (AZ)	550	26.1	5.3	38.1	28.6	1.8	0.0
Vietnam - (VN)	515	7.5	5.6	59.2	27.1	0.0	0.6
Kyrgyzstan - (KG)	475	28.6	5.7	47.9	17.6	0.2	0.0
Mongolia - (MN)	460	14.6	4.6	53.7	26.3	0.4	0.4
Haiti - (HT)	450	11.4	4.0	58.6	26.1	0.0	0.0
Other	11 005	14.9	4.9	58.1	21.0	0.7	0.5

1) Kosovo - Kosovo / UNSCR 1244; BA - Bosnia and Herzegovina; MK - the former Yugoslav republic of Macedonia; CD - Congo, the Democratic Republic of the; Syria - Syrian Arab Republic

Source: Eurostat (online data code: [migr\\_asyappctzm](#))

Figure 7b: Gender distribution of the 30 main groups of asylum applicants in the EU-27, 4th quarter 2010 (in %)



Note: Countries selected here are those with the highest number of asylum applicants registered during Q4 2010.

Source: Eurostat (online data code: [migr\\_asyappctzm](#))



**Table 8a: Five main groups of asylum applicants in the EU-27+EFTA countries, 4th quarter 2010 (rounded figures)**

		EU-27								
			(%)							
		Serbia	7 915	11						
		Afghanistan	5 655	8						
		Russia	4 940	7						
		Kosovo / UNSCR 1244	4 505	6						
		Iraq	4 110	6						
		Other	46 995	63						
		BULGARIA								
		Iraq	160	61						
		Armenia	20	7						
		Iran	15	5						
		Afghanistan	10	4						
		Ukraine	5	2						
		Other	55	22						
		GERMANY								
		Serbia	4 100	26						
		MK	1 975	12						
		Afghanistan	1 700	11						
		Iraq	1 425	9						
		Iran	875	5						
		Other	5 925	37						
		GREECE								
		Pakistan	740	31						
		Georgia	235	10						
		Bangladesh	195	8						
		China	165	7						
		India	135	6						
		Other	915	38						
		ITALY								
		Pakistan	355	14						
		Turkey	290	11						
		Nigeria	285	11						
		Afghanistan	285	11						
		Bosnia and Herzegovina	280	11						
		Other	1 045	41						
		LITHUANIA								
		Georgia	150	75						
		Russia	30	14						
		Belarus	5	2						
		Sri Lanka	5	2						
		Afghanistan	5	2						
		Other	10	4						
		MALTA								
		Ethiopia	5	9						
		Morocco	5	9						
		Ivory Coast	*	*						
		Libyan Arab Jamahiriya	*	*						
		Nigeria	*	*						
		Other	35	70						
		POLAND								
		Russia	1 380	77						
		Georgia	260	15						
		Armenia	30	2						
		Kyrgyzstan	20	1						
		Ukraine	10	1						
		Other	90	5						
		SLOVENIA								
		Afghanistan	20	18						
		Turkey	15	13						
		PS	10	8						
		Bosnia and Herzegovina	5	6						
		Somalia	5	6						
		Other	55	48						
		SWEDEN								
		Serbia	2 240	24						
		Somalia	920	10						
		Afghanistan	720	8						
		Kosovo / UNSCR 1244	635	7						
		Iraq	520	6						
		Other	4 225	46						
		NORWAY								
		Somalia	450	17						
		Eritrea	390	15						
		Russia	165	6						
		Iran	130	5						
		Afghanistan	235	9						
		Other	1 240	47						
BELGIUM										
		Kosovo / UNSCR 1244	1 095	13						
		Serbia	850	10						
		Russia	800	10						
		Afghanistan	700	8						
		Iraq	580	7						
		Other	4 275	51						
DENMARK										
		Afghanistan	330	23						
		Iran	225	16						
		Syrian Arab Republic	155	11						
		Serbia	125	9						
		Russia	120	9						
		Other	450	32						
IRELAND										
		Nigeria	80	19						
		China	65	15						
		Pakistan	45	11						
		CD	15	4						
		South Africa	15	4						
		Other	200	47						
FRANCE										
		Kosovo / UNSCR 1244	1 600	11						
		Bangladesh	1 245	9						
		Russia	1 110	8						
		Sri Lanka	995	7						
		CD	965	7						
		Other	8 515	59						
LATVIA										
		Kyrgyzstan	5	28						
		Afghanistan	5	22						
		Ghana	*	*						
		Belarus	*	*						
		Russia	*	*						
		Other	5	6						
HUNGARY										
		Kosovo / UNSCR 1244	105	30						
		Afghanistan	90	25						
		Iran	20	6						
		Georgia	15	4						
		Iraq	10	3						
		Other	110	32						
AUSTRIA										
		Russia	630	22						
		Afghanistan	425	15						
		Kosovo / UNSCR 1244	125	4						
		Nigeria	125	4						
		Serbia	120	4						
		Other	1 450	50						
ROMANIA										
		Moldova	30	15						
		Iran	25	12						
		Iraq	15	9						
		China	15	7						
		Cameroon	10	6						
		Other	100	52						
FINLAND										
		Iraq	180	23						
		Somalia	120	15						
		Afghanistan	70	9						
		Russia	60	8						
		Kosovo / UNSCR 1244	45	6						
		Other	305	39						
LIECHTENSTEIN										
		Nigeria	10	44						
		Russia	10	36						
		Syrian Arab Republic	*	*						
		Kosovo / UNSCR 1244	*	*						
		Gambia	*	*						
		Other	*	*						
CZECH REPUBLIC										
		Belarus	20	12						
		Ukraine	20	12						
		Mongolia	15	10						
		Vietnam	10	7						
		Kazakhstan	10	5						
		Other	80	54						
ESTONIA										
		Belarus	*	*						
		Russia	*	*						
		Turkey	*	*						
		Pakistan	*	*						
		Stateless	*	*						
		Other	0	0						
SPAIN										
		Nigeria	65	9						
		Algeria	35	5						
		Morocco	30	4						
		Ivory Coast	30	4						
		Cameroon	25	4						
		Other	550	75						
CYPRUS										
		India	140	13						
		Iraq	115	11						
		Vietnam	115	11						
		Sri Lanka	90	9						
		Nigeria	70	6						
		Other	530	50						
LUXEMBOURG										
		Serbia	120	40						
		Kosovo / UNSCR 1244	65	22						
		Iraq	25	8						
		Iran	15	5						
		MK	10	4						
		Other	65	21						
NETHERLANDS										
		Somalia	1 190	28						
		Iraq	495	11						
		Afghanistan	485	11						
		Iran	270	6						
		Armenia	215	5						
		Other	1 670	39						
PORTUGAL										
		Guinea	5	21						
		CD	5	15						
		Angola	*	*						
		Guinea-Bissau	*	*						
		Belarus	*	*						
		Other	15	50						
SLOVAK REPUBLIC										
		Afghanistan	25	26						
		Moldova	10	12						
		China	10	10						

**Table 8b: Distribution of the main groups of asylum applicants in the EU-27, 4th quarter 2010 (rounded figures)**

			NON-EU		(%)				RUSSIA - (RU)		(%)
			Germany	15 995	22				Poland	1 380	28
			France	14 430	19				France	1 110	22
			Sweden	9 260	12				Belgium	800	16
			Belgium	8 305	11				Austria	630	13
			United Kingdom	6 035	8				Germany	385	8
			Other	20 090	27				Other	630	13
			AFGHANISTAN - (AF)		(%)				MK		(%)
			Germany	1 700	30				Germany	1 975	57
			Sweden	720	13				Belgium	550	16
			Belgium	700	12				Sweden	490	14
			Netherlands	485	9				France	260	8
			United Kingdom	475	8				Netherlands	100	3
			Other	1 575	28				Other	65	2
			IRAQ - (IQ)		(%)				PAKISTAN - (PK)		(%)
			Germany	1 425	35				Greece	740	27
			Belgium	580	14				United Kingdom	630	23
			Sweden	520	13				Italy	355	13
			Netherlands	495	12				France	295	11
			Finland	180	4				Germany	280	10
			Other	915	22				Other	435	16
			IRAN - (IR)		(%)				TURKEY - (TR)		(%)
			Germany	875	29				France	630	35
			United Kingdom	710	23				Germany	415	23
			Sweden	320	11				Italy	290	16
			Netherlands	270	9				Austria	100	6
			Denmark	225	7				Belgium	80	5
			Other	635	21				Other	255	14
			BANGLADESH - (BD)		(%)				CHINA - (CN)		(%)
			France	1 245	68				France	575	36
			Greece	195	11				United Kingdom	325	21
			United Kingdom	110	6				Greece	165	10
			Italy	80	4				Germany	100	6
			Belgium	70	4				Belgium	90	6
			Other	135	7				Other	325	21
			ARMENIA - (AM)		(%)				GUINEA - (GN)		(%)
			France	785	46				Belgium	535	39
			Belgium	330	19				France	515	38
			Netherlands	215	12				Germany	75	6
			Germany	100	6				Netherlands	70	5
			Austria	75	4				Italy	50	4
			Other	205	12				Other	115	9
			CD		(%)				ALGERIA - (DZ)		(%)
			France	965	69				France	315	32
			Belgium	215	15				Germany	125	13
			United Kingdom	60	4				Austria	115	12
			Germany	45	3				United Kingdom	95	9
			Spain	20	2				Belgium	85	9
			Other	95	7				Other	250	25
			ERITREA - (ER)		(%)				BA		(%)
			Sweden	395	31				Italy	280	45
			Germany	245	19				Germany	130	21
			France	230	18				France	70	11
			United Kingdom	210	17				Belgium	50	8
			Netherlands	135	10				Sweden	45	7
			Other	65	5				Other	45	7
			STATELESS		(%)				VIETNAM - (VN)		(%)
			Sweden	310	47				Germany	235	45
			United Kingdom	135	20				Cyprus	115	22
			France	55	8				United Kingdom	80	15
			Germany	50	7				Sweden	45	9
			Austria	40	6				Czech Republic	10	2
			Other	75	11				Other	35	7
			AZERBAIJAN - (AZ)		(%)				HAITI - (HT)		(%)
			France	215	40				France	440	98
			Germany	170	31				Sweden	5	1
			Sweden	75	14				Belgium	5	1
			Netherlands	25	5				Denmark	*	*
			Belgium	25	4				Germany	*	*
			Other	35	7				Other	*	*
			MONGOLIA - (MN)		(%)						
			Sweden	260	56						
			Netherlands	55	12						
			France	50	10						
			Austria	20	5						
			Belgium	20	4						
			Other	60	13						
SERBIA - (RS)			(%)								
Germany	4 100	52									
Sweden	2 240	28									
Belgium	850	11									
France	230	3									
Denmark	125	2									
Other	365	5									
KOSOVO / UNSCR 1244 - (XK)			(%)								
France	1 600	36									
Belgium	1 095	24									
Germany	665	15									
Sweden	635	14									
Austria	125	3									
Other	380	8									
SOMALIA - (SO)			(%)								
Netherlands	1 190	38									
Sweden	920	30									
Germany	330	11									
United Kingdom	165	5									
Belgium	125	4									
Other	365	12									
SRI LANKA - (LK)			(%)								
France	995	51									
United Kingdom	500	26									
Germany	160	8									
Cyprus	90	5									
Netherlands	85	4									
Other	115	6									
NIGERIA - (NG)			(%)								
United Kingdom	300	17									
Italy	285	17									
France	265	15									
Germany	185	11									
Austria	125	7									
Other	560	33									
GEORGIA - (GE)			(%)								
France	340	22									
Poland	260	17									
Greece	235	15									
Germany	180	11									
Lithuania	150	10									
Other	400	25									
SYRIAN ARAB REPUBLIC - (SY)			(%)								
Germany	515	40									
Denmark	155	12									
Sweden	140	11									
Belgium	140	11									
Netherlands	60	5									
Other	270	21									
INDIA - (IN)			(%)								
Germany	230	25									
United Kingdom	180	19									
Cyprus	140	15									
Greece	135	14									
Austria	105	11									
Other	150	16									
SUDAN - (SD)			(%)								
United Kingdom	180	31									
France	180	30									
Netherlands	75	13									
Germany	40	7									
Belgium	30	5									
Other	80	14									
KYRGYZSTAN - (KG)			(%)								
Sweden	215	45									
Belgium	95	20									
Austria	45	10									
France	35	7									
Poland	20	4									
Other	65	13									

Notes:

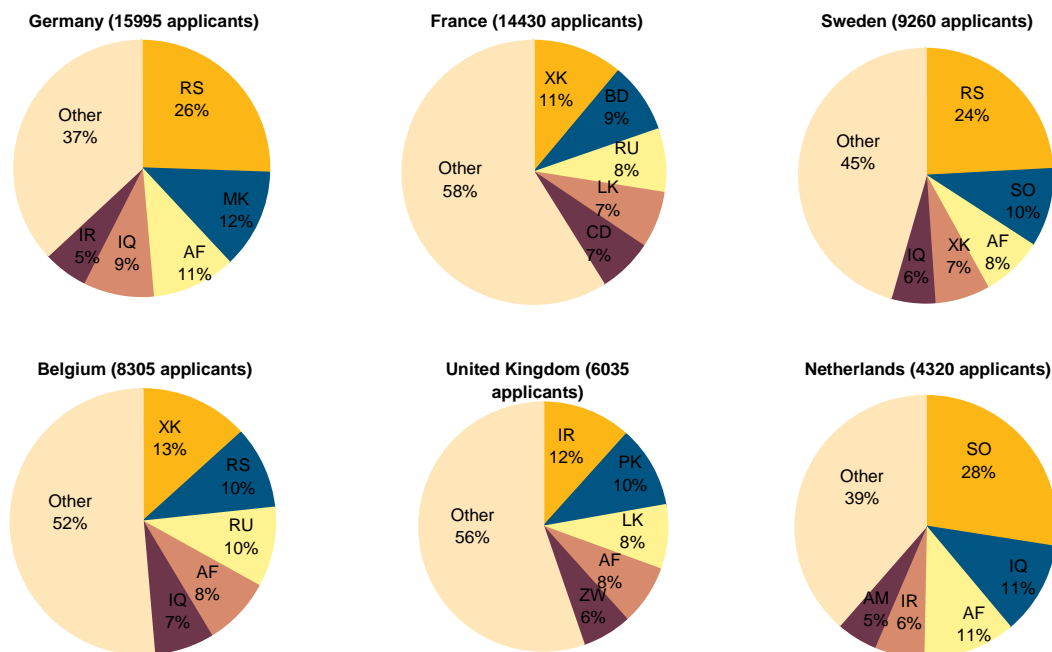
\* – represents 2 or fewer applicants recorded in the reference period

CD – Congo, the Democratic Republic of the; BA- Bosnia and Herzegovina; MK – the former Yugoslav Republic of Macedonia

Source: Eurostat (online data code: [migr\\_asypptzm](#))

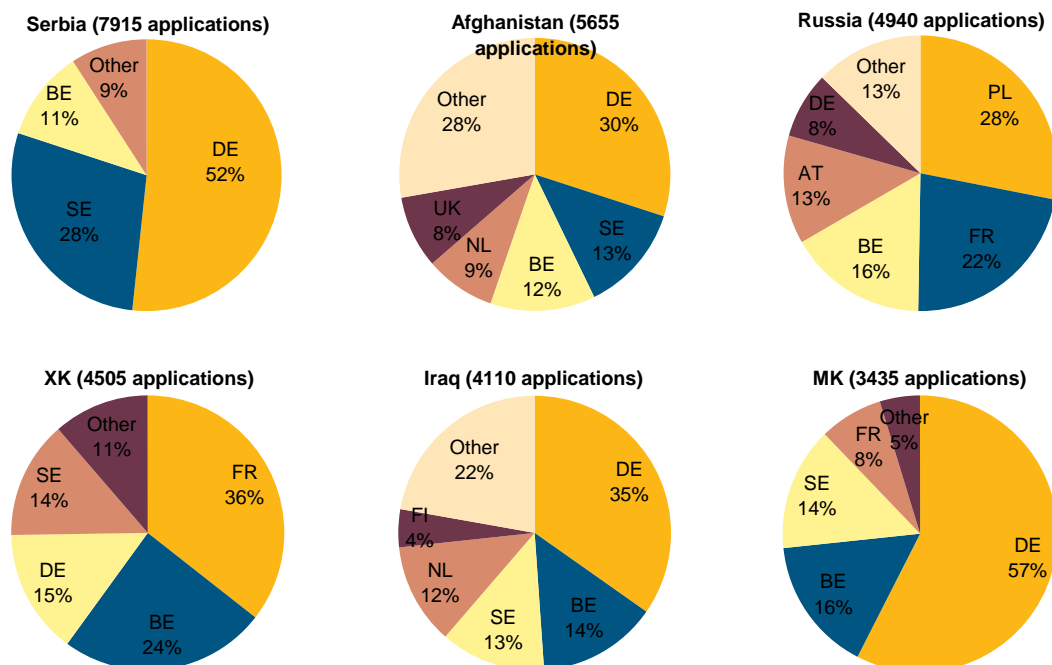
## Half of the Serbian asylum applicants in the EU-27 had lodged their application in Germany in Q4 2010

Figure 8a: Main groups of asylum applicants in the top 6 receiving countries<sup>1)</sup>, 4<sup>th</sup> quarter 2010



1) Member States selected here are those with the highest number of asylum applicants registered during Q4 2010.  
Source: Eurostat (online data code: [migr\\_asyappctzm](#))

Figure 8b: Distribution of the 6 main groups of asylum applicants in the EU-27 by receiving country, 4<sup>th</sup> quarter 2010



1) Countries selected here are those with the highest number of asylum applicants registered during Q4 2010.  
Note: AF – Afghanistan; RS – Serbia; IQ – Iraq; SO – Somalia; MK – the former Yugoslav Republic of Macedonia; XK – Kosovo / UNSCR 1244; RU – Russia; CD – Congo, the democratic republic of; BD – Bangladesh; LK – Sri Lanka; AM – Armenia; IR – Iran; PK – Pakistan; ZW – Zimbabwe  
Source: Eurostat (online data code: [migr\\_asyappctzm](#))

Nearly one out of four decisions issued at the first instance during Q4 2010 in the EU-27 was positive

Table 9a: First instance decisions by citizenship in selected Member States<sup>1)</sup>, 4<sup>th</sup> quarter 2010 (rounded figures)

BELGIUM							
Refugee status	Subsidiary protection		Humanitarian reasons		Rejections		
Afghanistan	150	Iraq	105	Not applicable	XK	780	
Guinea	130	Afghanistan	95		Armenia	770	
Iraq	90	Somalia	10		Russia	255	
Other	450	Other	15		Other	2 120	
FRANCE							
Refugee status	Subsidiary protection		Humanitarian reasons		Rejections		
Sri Lanka	130	Mali	80	Not applicable	XK	970	
Russia	115	Guinea	35		Russia	760	
Eritrea	90	Somalia	20		Bangladesh	730	
Other	725	Other	70		Other	6 025	
SWEDEN							
Refugee status	Subsidiary protection		Humanitarian reasons		Rejections		
Iraq	140	Somalia	750	Afghanistan	40	Serbia	2 700
Somalia	110	Eritrea	260	Stateless	25	Somalia	450
Iran	50	Afghanistan	205	Somalia	20	MK	440
Other	220	Other	145	Other	95	Other	3 535
OTHER							
Refugee status	Subsidiary protection		Humanitarian reasons		Rejections		
Russia	240	Afghanistan	465	Afghanistan	60	Russia	1 130
Iran	195	Iraq	175	Turkey	40	Nigeria	690
Afghanistan	150	Somalia	170	Nigeria	30	Afghanistan	555
Other	625	Other	575	Other	380	Other	6 505
GERMANY							
Refugee status	Subsidiary protection		Humanitarian reasons		Rejections		
Iraq	685	Somalia	35	Afghanistan	230	Serbia	3 065
Iran	300	Eritrea	20	Russia	35	MK	1 965
Afghanistan	155	Afghanistan	20	Nigeria	15	Afghanistan	705
Other	520	Other	30	Other	120	Other	5 645
NETHERLANDS							
Refugee status	Subsidiary protection		Humanitarian reasons		Rejections		
Iran	40	Somalia	450	Somalia	520	Afghanistan	280
Iraq	35	Afghanistan	130	Afghanistan	40	Iraq	260
Somalia	20	Iraq	125	Iraq	30	Somalia	190
Other	130	Other	320	Other	180	Other	1 430
UNITED KINGDOM							
Refugee status	Subsidiary protection		Humanitarian reasons		Rejections		
Iran	240	Afghanistan	85	Somalia	20	Iran	495
Eritrea	160	Zimbabwe	45	Iran	10	Pakistan	485
Sudan	140	Iran	40	Iraq	5	Sri Lanka	450
Other	710	Other	205	Other	15	Other	3 165
EU-27							
Refugee status	Subsidiary protection		Humanitarian reasons		Rejections		
Iraq	1 095	Somalia	1 450	Somalia	570	Serbia	6 650
Iran	885	Afghanistan	1 000	Afghanistan	375	MK	2 910
Afghanistan	590	Iraq	485	Iraq	85	XK	2 825
Other	4 190	Other	1 755	Other	885	Other	34 170

1) Member States selected here are those with the highest number of first instance decisions issued during Q4 2010.

Notes: XK – Kosovo / UNSCR 1244; MK – the former Yugoslav Republic of Macedonia

Source: Eurostat (online data code: [migr\\_asydcfstg](#))

Table 9a: First instance decisions by outcome across EU Members, 4th quarter 2010 (rounded figures)

	Total decisions	Total positive decisions	Refugee status	Subsidiary protection	Humanitarian reasons	Rejected
<b>EU-27</b>	59 910	13 360	6 760	4 685	1 915	46 550
<b>Belgium</b>	4 975	1 050	825	225	-	3 925
<b>Bulgaria</b>	135	25	*	25	-	105
<b>Czech Republic</b>	145	60	20	35	5	85
<b>Denmark</b>	900	325	180	95	50	580
<b>Germany</b>	13 550	2 170	1 660	110	400	11 380
<b>Estonia</b>	5	5	5	*	-	*
<b>Ireland</b>	290	5	5	*	-	285
<b>Greece</b>	600	30	30	*	0	570
<b>Spain</b>	780	205	60	140	5	575
<b>France</b>	9 750	1 270	1 060	205	-	8 485
<b>Italy<sup>1)</sup></b>	3 020	980	310	365	310	2 035
<b>Cyprus</b>	610	20	10	0	15	585
<b>Latvia</b>	15	5	0	5	-	10
<b>Lithuania</b>	110	5	0	5	-	110
<b>Luxembourg</b>	135	15	15	*	-	120
<b>Hungary</b>	175	50	10	30	10	125
<b>Malta</b>	40	15	5	10	5	25
<b>Netherlands</b>	4 185	2 025	225	1 030	775	2 160
<b>Austria</b>	3 155	870	485	385	-	2 285
<b>Poland</b>	895	115	15	20	75	780
<b>Portugal</b>	35	25	0	25	-	10
<b>Romania</b>	175	40	15	30	0	135
<b>Slovenia</b>	45	10	10	*	-	35
<b>Slovakia</b>	75	30	5	15	10	45
<b>Finland</b>	635	265	45	195	25	365
<b>Sweden</b>	9 185	2 060	525	1 355	180	7 125
<b>United Kingdom</b>	6 285	1 685	1 255	375	50	4 600
<b>Iceland</b>	:	:	:	:	:	:
<b>Liechtenstein</b>	0	0	0	-	0	0
<b>Norway</b>	3 615	1 310	950	225	135	2 305
<b>Switzerland</b>	3 095	1 150	575	205	370	1 945

1) See country information notes.

'-' – not applicable

\* – represents 2 or fewer first instance decisions recorded in the reference period

Source: Eurostat (online data code: [migr\\_asydcfstg](#))

## Seven out of ten Somalis were granted a positive decision at first instance during Q4 2010

**Table 9b: First instance decisions by Member States in selected groups of asylum applicants<sup>1)</sup>, 4<sup>th</sup> quarter 2010 (rounded figures)**

SERBIA - (RS)							
Refugee status	Subsidiary protection		Humanitarian reasons		Rejections		
Belgium	40	Austria	5	Italy	20	Germany	3 065
France	15			Germany	10	Sweden	2 700
Austria	5			Sweden	5	Belgium	225
Other	0	Other	0	Other	0	Other	655
SOMALIA - (SO)							
Refugee status	Subsidiary protection		Humanitarian reasons		Rejections		
Sweden	110	Sweden	750	Netherlands	520	Sweden	450
UK	90	Netherlands	450	UK	20	Netherlands	190
Germany	85	Finland	100	Sweden	20	Germany	135
Other	125	Other	150	Other	*	Other	220
IRAQ - (IQ)							
Refugee status	Subsidiary protection		Humanitarian reasons		Rejections		
Germany	685	Netherlands	125	Netherlands	30	Germany	660
Sweden	140	Belgium	105	Italy	15	Netherlands	260
Belgium	90	Sweden	65	Sweden	15	Sweden	235
Other	180	Other	190	Other	25	Other	480
OTHER							
Refugee status	Subsidiary protection		Humanitarian reasons		Rejections		
UK	1 085	Sweden	325	Italy	255	France	6 515
France	800	Netherlands	320	Netherlands	180	Germany	6 085
Germany	685	UK	265	Germany	100	UK	3 950
Other	1 450	Other	700	Other	215	Other	12 855
AFGHANISTAN - (AF)							
Refugee status	Subsidiary protection		Humanitarian reasons		Rejections		
Germany	155	Sweden	205	Germany	230	Germany	705
Belgium	150	Austria	160	Netherlands	40	UK	395
Austria	80	Italy	155	Sweden	40	Netherlands	280
Other	200	Other	480	Other	65	Other	970
RUSSIA - (RU)							
Refugee status	Subsidiary protection		Humanitarian reasons		Rejections		
Austria	170	Austria	55	Germany	35	France	760
France	115	Poland	20	Poland	20	Poland	505
Belgium	60	Finland	10	CZ	*	Austria	505
Other	145	Other	25	Other	0	Other	920
KOSOVO / UNSCR 1244 - (XK)							
Refugee status	Subsidiary protection		Humanitarian reasons		Rejections		
Belgium	60	Austria	15	Sweden	15	France	970
France	25	France	5	Germany	10	Belgium	780
Austria	10	Italy	*	Italy	10	Germany	470
Other	*	Other	*	Other	*	Other	610
NON-EU							
Refugee status	Subsidiary protection		Humanitarian reasons		Rejections		
Germany	1 660	Sweden	1 355	Netherlands	775	Germany	11 380
UK	1 255	Netherlands	1 030	Germany	400	France	8 485
France	1 060	Austria	385	Italy	310	Sweden	7 125
Other	2 780	Other	1 915	Other	435	Other	19 560

1) Countries selected here are those with the highest number of first instance decisions issued during Q4 2010.

\* – represents 2 or fewer first instance decisions recorded in the reference period.

Note: UK – the United Kingdom

Source: Eurostat (online data code: [migr\\_asydcfstq](#))

**Table 9b: First instance decisions by outcome across the 30 main groups of asylum applicants<sup>1)</sup> countries of citizenship in the EU-27, 4<sup>th</sup> quarter 2010 (rounded figures)**

	Total decisions	Total positive decisions	Refugee status	Subsidiary protection	Humanitarian reasons	Rejected
<b>Non-EU</b>	59 910	13 360	6 760	4 685	1 915	46 550
<b>Serbia - (RS)</b>	6 740	90	60	5	30	6 650
<b>Afghanistan - (AF)</b>	4 310	1 965	590	1 000	375	2 350
<b>Somalia - (SO)</b>	3 425	2 425	410	1 450	570	995
<b>Russia - (RU)</b>	3 350	660	490	115	60	2 690
<b>Iraq - (IQ)</b>	3 300	1 665	1 095	485	85	1 635
<b>Kosovo</b>	2 990	165	100	20	45	2 825
<b>MK</b>	2 925	15	5	*	10	2 910
<b>Iran - (IR)</b>	2 560	1 045	885	125	35	1 515
<b>Armenia - (AM)</b>	1 775	115	40	30	45	1 660
<b>Sri Lanka - (LK)</b>	1 675	320	275	20	25	1 360
<b>Nigeria - (NG)</b>	1 605	120	35	35	50	1 485
<b>Pakistan - (PK)</b>	1 480	220	100	100	15	1 260
<b>China - (CN)</b>	1 320	230	150	55	20	1 090
<b>Turkey - (TR)</b>	1 320	215	140	25	50	1 105
<b>Eritrea - (ER)</b>	1 285	835	425	385	30	450
<b>Syria</b>	1 170	285	235	15	35	885
<b>Georgia - (GE)</b>	1 095	45	25	10	15	1 050
<b>Guinea - (GN)</b>	1 055	295	190	75	30	760
<b>Bangladesh - (BD)</b>	1 025	25	10	5	10	1 000
<b>CD</b>	970	200	155	30	20	765
<b>Algeria - (DZ)</b>	760	25	15	5	5	735
<b>India - (IN)</b>	705	10	*	5	5	695
<b>Stateless</b>	575	195	135	30	30	380
<b>Sudan - (SD)</b>	570	230	200	25	10	340
<b>Bangladesh - (BD)</b>	505	25	5	*	15	480
<b>Azerbaijan - (AZ)</b>	480	70	35	20	15	410
<b>Vietnam - (VN)</b>	470	35	5	15	10	435
<b>Zimbabwe - (ZW)</b>	430	135	90	45	0	295
<b>Mongolia - (MN)</b>	425	15	5	5	5	410
<b>Haiti - (HT)</b>	415	80	60	15	*	340
<b>Other</b>	9 200	1 615	805	535	275	7 585

1) Countries selected here are those with the highest number of first instance decisions issued during Q4 2010.

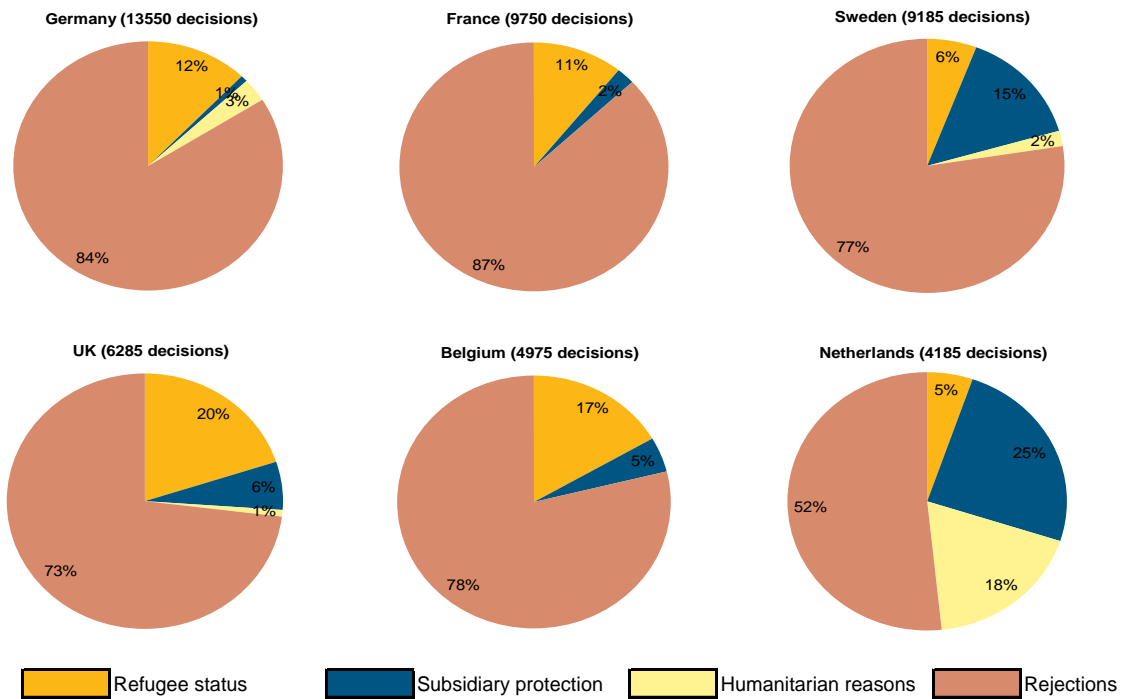
Notes: Kosovo – Kosovo / UNSCR 1244; CD – Congo, the Democratic Republic of the; MK – the former Yugoslav Republic of Macedonia; Syria – Syrian Arab Republic.

\* – represents 2 or fewer first instance decisions recorded in the reference period.

Source: Eurostat (online data code: [migr\\_asydcfstq](#))

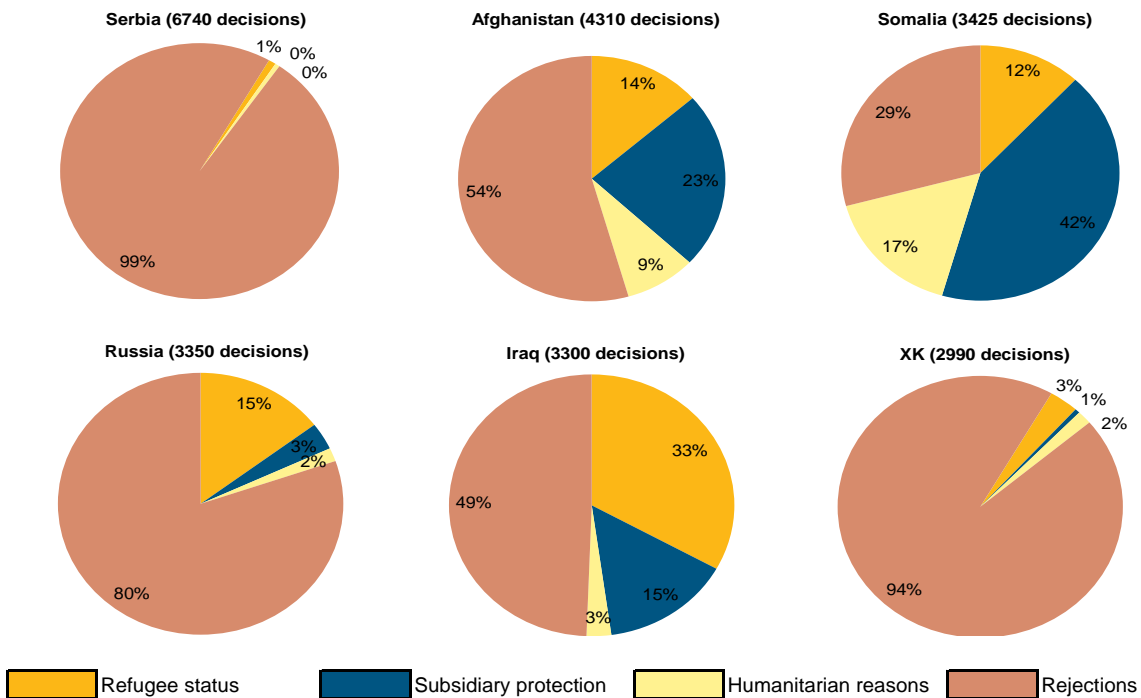
Nearly all first instance decisions issued to Serbians in the EU-27 in Q4 2010 were negative

Figure 10a: First instance decisions by outcome, selected Member States and the EU-27<sup>1)</sup>, 4<sup>th</sup> quarter 2010



1) Member States selected here are those reporting the highest number of first instance decisions issued during Q4 2010.  
 Note: UK – United Kingdom  
 Source: Eurostat (online data code: [migr\\_asydcfstq](#))

Figure 10b: First instance decisions in the EU-27 by outcome, selected citizenships<sup>1)</sup>, 4<sup>th</sup> quarter 2010



1) Citizenships selected here are those for which the highest number of first instance decisions was issued during Q4 2010.  
 Note: XK – Kosovo / UNSCR 1244.  
 Source: Eurostat (online data code: [migr\\_asydcfstq](#))



# Methodology

## DATA SOURCES

The data used for this publication are provided to Eurostat by the Ministries of Interior, Justice or immigration agencies of the Member States. Data are based entirely on relevant administrative sources. Apart from statistics on new asylum applicants, these data are supplied by Member States according to the provisions of Article 4 of the [Regulation \(EC\) 862/2007](#) of 11 July 2007 on Community statistics on migration and international protection.

All data presented in this publication are rounded to the nearest 5.

All data presented in this publication are provisional (except as otherwise stated) and may be a subject to change.

## DEFINITIONS AND COVERAGE

**'Asylum applicant'** means a person having submitted an application for international protection or having been included in such application as a family member during the reference period. 'Application for international protection' means an application for international protection as defined in Art.2(g) of [Council Directive 2004/83/EC](#), i.e. including requests for refugee status or for subsidiary protection status, irrespective of whether the application was lodged on arrival at border, or from inside the country, and irrespective of whether the person entered the territory legally (e.g. as a tourist) or illegally. In deciding when to regard an asylum application as having been lodged, the principles expressed in Article 4(1) of Council Regulation 2003/343/EC should be applied, i.e. 'An application for asylum shall be deemed to have been lodged once a form submitted by the applicant for asylum or a report prepared by the authorities has reached the competent authorities of the Member State concerned. Where an application is not made in writing, the time elapsing between the statement of intention and the preparation of a report should be as short as possible'. Applications submitted by persons who are subsequently found to be a subject of a Dublin procedure (Council Regulation (EC) No 343/2003) are included in the number of asylum applications. Within the same reference period every person being a subject of asylum application is counted only once, therefore repeat applications are not recorded if the first application has been lodged in the same reference period. However, such a repeat application will be recorded if lodged in a different reference month. It means that the aggregation of the monthly figures may overestimate the number of persons applying for international protection within the aggregated period (quarter or year).

In some Member States (e.g. IT, MT) due to restrictions of the asylum procedure (e.g. time limits for lodging repeat application) repeat applications may be very rare. Therefore the number of new asylum applicants may equal or almost equal the number of asylum applicants.

The number of asylum applicants and the number of first instance decisions during the same reference period differs. This is due to the time lag between the date of asylum application and the date of the decision on asylum application. The duration of this time lag may vary considerably depending on the national asylum procedure and the administrative workload. Asylum application lodged in one reference period may therefore result in a decision in a later period, while some asylum decisions reported for that period may relate to the applications lodged in previous reference periods.

**'New asylum applicant'** means a person having submitted an application for international protection for the first time. Applications submitted by persons who are subsequently found to be a subject of a Dublin procedure are included in the statistics on new asylum applicants if such persons are also a subject of first asylum application. All Member States are requested to supply these data but their provision is voluntary. As persons are counted once only, statistics on new asylum applicants may be used for preparation of annual aggregates.

Person being a subject of **'a pending application'** means a person who is the subject of application for international protection under consideration by the responsible national authority at the end of the reference period. It includes the number of persons with pending applications at all instances of the administrative and/or judicial procedure.

**'Rejected applicant'** means a person covered by a first instance decision rejecting an application for international protection, including decisions considering applications as inadmissible or as unfounded and decisions under priority and accelerated procedures, taken by administrative or judicial bodies during the reference period.

**'Person granted refugee status at first instance'** means a person covered by a first instance decision granting refugee status, taken by administrative or judicial bodies during the reference period. Refugee status means status as defined in Art.2(d) of Directive 2004/83/EC within the meaning of Art.1 of the Geneva Convention relating to the Status of Refugees of 28 July 1951, as amended by the New York Protocol of 31 January 1967. According to the Art.2(c) of that Directive refugee means a third country national who, owing to a well-founded fear of being persecuted for reasons of race, religion, nationality, political opinion or membership of a particular social group, is outside the country of nationality and is unable or, owing to such fear, is unwilling to avail himself or herself of the protection of that country, or a stateless person, who, being outside of the country of former habitual residence for the same reasons as mentioned above, is unable or, owing to such fear, unwilling to return to it.

**'Person granted subsidiary protection status at first instance'** means a person covered by a first instance decision granting subsidiary protection status, taken by administrative or judicial bodies during the reference period. Subsidiary protection status means status as defined in Art.2(f) of Directive 2004/83/EC. According to the Art.2(e) of that Directive a person eligible for subsidiary protection means a third country national or a stateless person who does not qualify as a refugee but in respect of whom substantial grounds have been shown for believing that the person concerned, if returned to his or her country of origin, or in the case of a stateless person, to his or her country of



former habitual residence, would face a real risk of suffering serious harm and is unable, or, owing to such risk, unwilling to avail himself or herself of the protection of that country.

**'Person granted authorisation to stay for humanitarian reasons at first instance'** means a person covered by another first instance decision granting authorisation to stay for humanitarian reasons under national law concerning international protection, taken by administrative or judicial bodies during the reference period. It includes persons who are not eligible for international protection as currently defined law but are nonetheless protected against removal under the obligations that are imposed on all Member States by international refugee or human rights instruments or on the basis of principles flowing from such instruments. Examples of such categories include persons who are not removable on ill health grounds and unaccompanied minors.

**'Dublin procedure'** means a procedure according to the Council Regulation (EC) No 343/2003, establishing the criteria and mechanisms for determining the Member State responsible for examining an asylum application lodged in one of the Member States by a third-country national.

#### COUNTRY INFORMATION

Until December 2009, statistics on asylum applications in **Cyprus** related to the number of administrative cases instead of individuals. This may result in underestimation of the actual number of applications, as one administrative case may cover several family members being a subject of this application.

Due to a technical error, the registered age of accompanied minors for application and decision statistics in **Italy** was the age of the principal applicant (e.g. father or mother) until February 2010 (included). This leads to an underestimation of the share of minor asylum applicants.

The number of rejections at first instance in **Italy** includes a number of recommendations to issue an authorization to stay for humanitarian reasons. These recommendations are issued by the National Asylum Commission to the Police. Such recommendation does not guarantee the grant of an authorization to stay for humanitarian reason, and therefore the number of first instance rejections is overestimated. Indeed, some individuals might be counted twice under the same reference period: first as a person rejected and recommended for an authorisation to stay for humanitarian reasons and subsequently as a person granted an authorisation to stay for humanitarian reasons.

According to the **Maltese** authorities, the drop in the number of asylum applicants registered at the beginning of 2010 resulted from a sudden decrease in the number of boats arriving from Libya.

#### ABBREVIATIONS

Belgium (BE), Bulgaria (BG), Czech Republic (CZ), Denmark (DK), Germany (DE), Estonia (EE), Ireland (IE), Greece (EL), Spain (ES), France (FR), Italy (IT), Cyprus (CY), Latvia (LV), Lithuania (LT), Luxembourg (LU), Hungary (HU), Malta (MT), the Netherlands (NL), Austria (AT), Poland (PL), Portugal (PT), Romania (RO), Slovenia (SI), Slovakia (SK), Finland (FI), Sweden (SE), the United Kingdom (UK), Iceland (IS), Lichtenstein (LI), Norway (NO) and Switzerland (CH).

#### EU ASYLUM POLICY

The Directorate-General for Home Affairs (DG HOME) is responsible for developing EU policies on asylum. For more information please see:

[http://ec.europa.eu/dgs/home-affairs/index\\_en.htm](http://ec.europa.eu/dgs/home-affairs/index_en.htm)

## Further information

---

Eurostat Website: <http://ec.europa.eu/eurostat>

Data on "Population and Social conditions, Asylum":

<http://epp.eurostat.ec.europa.eu/portal/page/portal/population/data/database>  
(Select "International Migration and asylum" and "Asylum")

Further information about "Population and social conditions":

<http://epp.eurostat.ec.europa.eu/portal/page/portal/population/introduction>

---

### **European Statistical Data Support:**

Contact details for this support network can be found on our Internet site:

<http://ec.europa.eu/eurostat/>

---

Manuscript completed on: 21.03.2011

Data extracted on: 18.03.2011

ISSN 1977-0340

Catalogue number: KS-QA-11-005-EN-N

© European Union, 2011