

EMN Return Experts Group Directory: Connecting Return Experts across Europe



EMN REG Contact points in Member States

Facts and Figures on (Voluntary) Return per Member State

Overview of Programmes across Europe to support Return and
Reintegration in third countries

1st Edition, October 2014

CONTENTS

Disclaimer	3
Introduction	4
Part I: General Statistics	6
Table 1: TCNs ordered to leave - 2009-2013	7
Table 2: TCNs returned - 2009-2013	8
Table 3: Number of Forced returns - 2009-2013	9
Table 4: Number of Voluntary departures - 2009-2013	10
Table 5: Number of Assisted voluntary returns - 2009-2013	11
Part II: Member States' Country Factsheets on Return and Reintegration Programmes	12
1. Country Factsheet Austria	13
2. Country Factsheet Belgium	20
3. Country Factsheet Bulgaria	27
4. Country Factsheet Croatia	32
5. Country Factsheet Cyprus	35
6. Country Factsheet Estonia	38
7. Country Factsheet Finland	41
8. Country Factsheet France	45
9. Country Factsheet Germany	49

10. Country Factsheet Greece	53
11. Country Factsheet Hungary	57
12. Country Factsheet Italy	61
13. Country Factsheet Ireland	65
14. Country Factsheet Latvia	69
15. Country Factsheet Lithuania	73
16. Country Factsheet Luxembourg	77
17. Country Factsheet Malta	81
18. Country Factsheet the Netherlands	85
19. Country Factsheet Poland	92
20. Country Factsheet Portugal	98
21. Country Factsheet Romania	101
22. Country Factsheet Slovak Republic	104
23. Country Factsheet Slovenia	108
24. Country Factsheet Spain	111
25. Country Factsheet Sweden	116
26. Country Factsheet United Kingdom	120
27. Country Factsheet Norway	132



Disclaimer

This Directory has been produced by the European Migration Network (EMN), which comprises the European Commission, its Service Provider (ICF International) and EMN National Contact Points (EMN NCPs). The Directory does not necessarily reflect the opinions and views of the European Commission, EMN Service Provider (ICF International) or the EMN NCPs, nor are they bound by its conclusions. Similarly, the European Commission, ICF International and the EMN NCPs are not responsible for the use made of the information provided.

Introduction

The EMN REG Directory connects return experts across Europe by providing, for the first time, a European wide mapping of the actors involved in the return process and of the programmes and initiatives implemented in the field of return in each Member State.

The EMN REG Directory is divided into two parts. The first part presents general statistics about the number of return decisions issued and the number of returns effected, disaggregated by the type of returns (e.g. forced return, voluntary departure and assisted voluntary return). The second part compiles Member States' Country Factsheets which have been completed by the EMN REG Members¹ for their respective Member State.

The information was collected over the period April 2014 to October 2014 and will be updated by the end of April each year and a new edition of the directory will be published in June.

The Country Factsheets present the following information:

- ★ the contact details of the EMN REG contact points;
- ★ a description of all the actors involved in the return process in the Member State;
- ★ facts and figures about the number and type of returns over the past 5 years²;
- ★ an overview of the different national assisted voluntary return programmes and reintegration programmes;

¹ All Member States except Denmark and Czech Republic but including Norway.

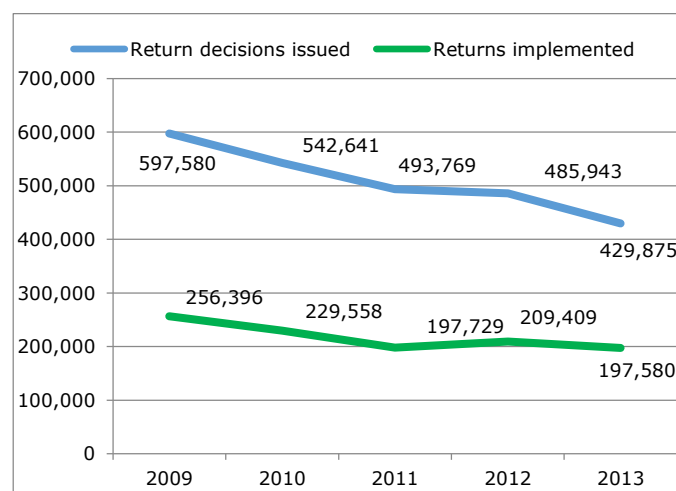
² Please note that the statistics on the number of returns issued and the number of returns implemented are extracted from the Eurostat database while the number of returns disaggregated by type of return (forced return, voluntary return, and assisted voluntary return) is provided by the individual Member States from their own, diverse sources. The sum of Member States figures for forced and voluntary returns may not be the same as the total Eurostat figure for returns due to differences in the categories of returns or returnees included in each. Similarly it should be noted that some categories of migrant (e.g. asylum seekers and refugees) may be represented among figures for the number of people returned but may not have been subject to an order to leave.

- ★ an overview of all the joint cooperation initiatives in which the Member State is involved.

The aim of the Directory is to connect return experts across Europe with a view of increasing operational cooperation among Member States in order to assist more irregular migrants to voluntarily return in a humane and dignified manner to their country of origin or to a transit country.

Currently, there is a significant gap between the number of return decisions issued and the number of returns implemented. Over the period 2009 to 2013, the total number of returns decisions issued across the EU has consistently been more than double the number of returns implemented.

Figure 1: Total number of return decisions issued and the number of return decisions implemented in the EU³ over the period 2009-2013.



Source: Eurostat [migr_eiord] and [migr_eirtn] - Extracted on 25th July 2014

Multiple reasons underpin this gap, including in particular a lack of cooperation from the non-EU country of origin or transit (e.g. problems in obtaining the necessary documentation from non-EU consular authorities) and a lack of cooperation from the third country national (TCN) concerned (i.e. he/she conceals his/her identity or absconds).

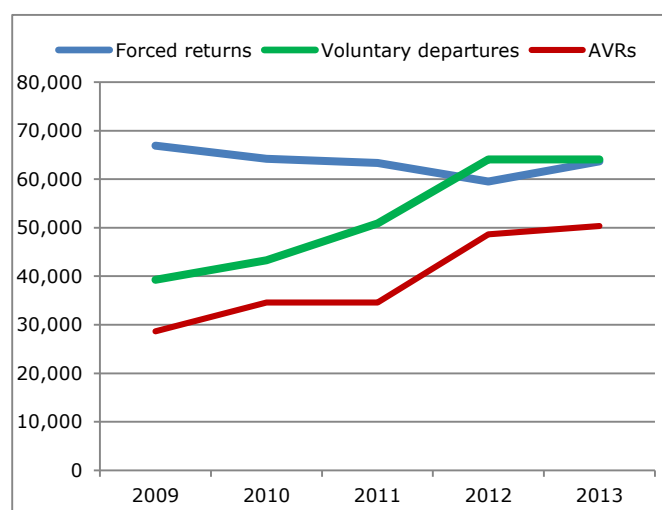
³ All EU Member States, without Norway.

In this context, programmes and initiatives as presented in this Directory provide a tangible example that they are a key component of return migration management. AVR & reintegration support projects may encourage cooperation from return countries and play an important role to overcome the aforementioned difficulties.

In practice, voluntary return becomes the preferred option for many Member States. The number of migrants that return voluntarily has increased over the past five years. In 2013, the ratio between voluntary departure and forced return (according to Frontex 2014 risk analysis data) in the EU was about 54% of forced return, 40% of voluntary return and 6% not specified.

Based on the figures presented in the Country Factsheets, Figure 2 below displays the trend in the number of returns over the past five years, disaggregated by type of return. Statistics may however give a distorted picture as there is currently no obligation for Member States to collect data on voluntary returns and so there is no harmonised procedure for recording the data. Indeed not all Member States were able to provide statistics on the type of returns. Hence, the information provided in the figure below does not provide the full picture for the EU 28. This statistical gap can only be closed once a systematic recording of voluntary departures will be in place.

Figure 2: Forced return, voluntary return and Assisted Voluntary Return in the EU over the period 2009-2013⁴



Source: compiled statistics from the Country Factsheets in this Directory

The directory shows that Member States currently implement around 90 programmes. Return can occur at different stages of the migratory cycle and hence take different forms and address different beneficiaries. The programmes being shaped in Europe, as shown by the data collected, reflect such a varied scenario.

Information compiled for this Directory also illustrates that Member States increasingly cooperate to develop common initiatives for reintegration programmes in third-countries.

⁴ All EU Member States, without Norway. Please note that not all Member States were able to provide statistics on the type of returns. Hence, the information provided in this figure does not provide the full picture for the EU 28. Figures are not complete, as data from some Member States are not available (see tables 3, 4 and 5 below for detailed data).

Part I: General Statistics

Table 1: TCNs ordered to leave - 2009-2013

	2009	2010	2011	2012	2013
EU 28	597,580	542,641	493,769	485,943	429,875
Belgium	24,035	22,865	36,885	50,890	47,465
Bulgaria	1,465	1,705	1,355	2,050	5,260
Czech Republic	3,805	2,915	2,520	2,375	2,405
Denmark	n/a	n/a	2,170	3,295	3,110
Germany	14,595	19,190	17,550	20,000	25,380
Estonia	150	110	480	580	600
Ireland	1,615	1,495	1,805	2,065	2,145
Greece	126,140	132,525	88,820	84,705	42,800
Spain	103,010	78,920	73,220	60,880	32,915
France	88,565	76,590	83,440	77,600	84,890
Croatia	2970	2556	2464	2303	4,355
Italy	53,440	46,955	29,505	29,345	23,945
Cyprus	3,205	2,845	3,205	3,110	4,130
Latvia	220	210	1,060	2,070	2,080
Lithuania	1,210	1,345	1,765	1,910	1,770
Luxembourg	185	150	n/a	1,945	1,015
Hungary	4,850	5,515	6,935	7,450	5,940
Malta	1,690	245	1,730	2,255	2,435
Netherlands	35,575	29,870	29,500	27,265	32,435
Austria	10,625	11,050	8,520	8,160	10,085
Poland	11,875	10,700	7,750	7,995	9,215
Portugal	10,295	9,425	8,570	8,565	5,450
Romania	5,125	3,435	3,095	3,015	2,245
Slovenia	1,065	3,415	4,410	2,055	1,040
Slovakia	1,180	870	580	490	545
Finland	3,125	3,835	4,685	4,300	4,330
Sweden	17,820	20,205	17,600	19,905	14,695
United Kingdom	69,745	53,700	54,150	49,365	57,195
Norway	n/a	n/a	15,855	14,680	14,245

n/a: data not available

Source: Eurostat database⁵

⁵ Source: Eurostat database: Third country nationals ordered to leave - annual data (rounded) (migr_eiord) extracted on 25th July 2014
http://appsso.eurostat.ec.europa.eu/nui/show.do?dataset=migr_eiord&lang=en.

Table 2: TCNs returned - 2009-2013

	2009	2010	2011	2012	2013
EU 28	256,396	229,558	197,729	209,409	197,580
Belgium	4,060	4,415	5,890	7,840	7,170
Bulgaria	285	295	665	835	1,100
Czech Republic	850	920	530	430	330
Denmark	800	520	455	1,375	2,070
Germany	11,900	13,895	14,075	13,855	n/a
Estonia	115	80	415	480	575
Ireland	830	805	755	745	635
Greece	62,850	51,785	10,585	16,650	26,200
Spain	28,865	21,955	23,350	18,865	17,285
France	18,400	17,045	20,425	22,760	20,140
Croatia	3606	4133	3609	2734	2,530
Italy	5,315	4,890	6,180	7,365	5,860
Cyprus	4,520	4,065	4,605	4,370	4,025
Latvia	205	190	1,055	2,065	2,070
Lithuania	925	1,235	1,655	1,825	1,665
Luxembourg	105	75	345	1,010	605
Hungary	2,245	2,445	4,610	5,440	4,395
Malta	530	270	160	570	460
Netherlands	8,980	10,355	9,475	9,635	8,010
Austria	6,410	6,335	5,225	4,695	6,790
Poland	6,945	6,770	7,050	6,845	8,465
Portugal	1,220	1,335	1,245	1,330	1,135
Romania	4,670	3,015	2,875	2,890	2,235
Slovenia	2,220	1,940	1,745	1,090	885
Slovakia	900	600	445	320	375
Finland	1,720	1,930	3,235	3,070	3,155
Sweden	11,980	14,645	13,470	16,140	14,315
United Kingdom	64,945	53,615	53,600	54,180	55,100
Norway	n/a	n/a	4,415	3,735	5,050

n/a: data not available

Source: Eurostat database⁶

⁶ Source: Eurostat database: Third country nationals returned following an order to leave to a third-country or another EU Member States - annual data (rounded) (migr_eirtn) extracted on 25th July 2014. This includes all types of returns (e.g. in the case of the UK: enforced removals; voluntary and assisted voluntary returns; refused entry at port). http://appsso.eurostat.ec.europa.eu/nui/show.do?dataset=migr_eirtn&lang=en

Table 3: Number of forced returns - 2009-2013

	2009	2010	2011	2012	2013
EU 28	66,878	64,199	63,371	59,526	63,649
Austria	2,000	3,000	2,000	2,000	2,000
Belgium	1,680	1,597	2,149	2,387	2,868
Bulgaria	283	294	664	836	876
Croatia	1,514	1,528	2,301	2,295	1,773
Cyprus	4,520	4,065	4,605	4,370	4,025
Czech Republic	n/a	n/a	n/a	n/a	n/a
Denmark	n/a	n/a	n/a	n/a	n/a
Estonia	67	66	111	155	268
Finland	500	700	2,200	1,500	1,300
France	n/a	n/a	n/a	n/a	n/a
Germany	7,830	7,558	7,917	7,651	10,198
Greece	20,300	17,300	14,600	11,500	16,300
Hungary	252	149	154	293	350
Ireland	338	343	280	302	209
Italy	n/a	n/a	n/a	n/a	n/a
Latvia	145	94	54	54	33
Lithuania	144	137	125	236	279
Luxembourg	52	59	26	142	84
Malta	382	231	128	266	73
Netherlands	7,300	8,000	6,600	6,000	4,900
Poland	573	508	625	512	1,223
Portugal	554	540	467	499	363
Romania	378	333	413	708	305
Slovakia	814	643	389	273	339
Slovenia	n/a	n/a	n/a	n/a	655
Spain	n/a	n/a	n/a	n/a	n/a
Sweden	2,000	2,200	2,500	2,900	3,400
United Kingdom	15,252	14,854	15,063	14,647	13,051
Norway	3,300	4,600	3,200	3,700	4,500

n/a: data not available

Source: Member States Country Factsheets as presented in this EMN REG Directory

Table 4: Number of Voluntary departures - 2009-2013

	2009	2010	2011	2012	2013
EU 28	39,301	43,290	50,903	64,047	64,081
Austria	4,000	4,000	3,000	3,000	4,000
Belgium	2,380	2,601	3,742	5,454	4,290
Bulgaria	56	78	n/a	n/a	75
Croatia	2970	2556	2464	2303	1388
Cyprus	n/a	n/a	n/a	n/a	n/a
Czech Republic	n/a	n/a	n/a	n/a	n/a
Denmark	n/a	n/a	n/a	n/a	n/a
Estonia	n/a	n/a	354	405	397
Finland	n/a	n/a	n/a	900	1,000
France	n/a	n/a	n/a	n/a	n/a
Germany	n/a	1,495	2,807	6,359	6,903
Greece	n/a	n/a	1,800	4,200	600
Hungary	249	209	237	242	399
Ireland	135	85	73	90	86
Italy	n/a	n/a	n/a	n/a	n/a
Latvia	69	104	1,004	2,010	2,047
Lithuania	n/a	n/a	n/a	n/a	n/a
Luxembourg	155	143	556	563	595
Malta	n/a	n/a	n/a	n/a	n/a
Netherlands	n/a	n/a	n/a	n/a	n/a
Poland	1,829	1,664	5,519	6,152	7,106
Portugal	439	609	622	813	735
Romania	4,219	2,632	2,305	1,870	1,717
Slovakia	n/a	n/a	1	23	15
Slovenia	n/a	n/a	n/a	n/a	67
Spain	n/a	n/a	n/a	n/a	n/a
Sweden	n/a	n/a	n/a	n/a	n/a
United Kingdom	22,800	27,114	26,419	29,663	32,661
Norway	n/a	n/a	n/a	n/a	n/a

n/a: data not available

Source: Member States Country Factsheets as presented in this EMN REG Directory

Table 5: Number of Assisted voluntary returns - 2009-2013

	2009	2010	2011	2012	2013
EU 28	28,683	34,613	34,620	48,617	50,340
Austria	4,000	4,000	3,000	3,000	4,000
Belgium	2,380	2,601	3,230	4,516	4,110
Bulgaria	39	5	67	51	149
Croatia	0	0	0	0	0
Cyprus	n/a	n/a	n/a	n/a	n/a
Czech Republic	n/a	n/a	n/a	n/a	n/a
Denmark	n/a	n/a	n/a	n/a	n/a
Estonia	n/a	n/a	8	29	17
Finland	200	250	300	300	340
France	n/a	n/a	n/a	n/a	n/a
Germany	3,107	4,480	6,319	7,546	10,251
Greece	0	330	760	7,200	9,300
Hungary	291	426	350	415	353
Ireland	405	376	404	359	340
Italy	162	160	480	773	n/a
Latvia	26	39	73	89	82
Lithuania	n/a	55	47	65	43
Luxembourg	58	118	524	1,547	469
Malta	148	42	31	39	55
Netherlands	3,100	3,800	4,200	4,100	3,600
Poland	1,829	1,647	1,164	764	1,993
Portugal	381	562	594	753	692
Romania	74	51	155	311	212
Slovakia	139	130	94	54	50
Slovenia	n/a	n/a	n/a	n/a	n/a
Spain	n/a	n/a	n/a	n/a	n/a
Sweden	7,400	11,000	9,700	13,000	10,000
United Kingdom	4,944	4,541	3,120	3,706	4,284
Norway	1,000	1,400	1,800	1,700	1,800

n/a: data not available

Source: Member States Country Factsheets as presented in this EMN REG Directory

Part II:

Member States' Country Factsheets on Return and Reintegration Programmes

1. Country Factsheet Austria

Updated [01/08/2014]

1.1 EMN REG contact point

Table 1.1 REG Contact Point details

Institution	Federal Ministry of the Interior
Contact person	Thomas Mühlhans
e-mail address	thomas.muehlhans@bmi.gv.at

1.2 Actors in the return procedure

Table 1.2 State authorities responsible for return policy

Actors	
Authority responsible for overall return policy	Federal Ministry of the Interior (BM.I)
Authority responsible for the imposition of return decisions	Austrian Federal Office for Immigration and Asylum (BFA)
The authority responsible for executing return decisions (forced return)	Police on behalf of the BFA
The implementing authorities of voluntary return programmes and reintegration projects	Federal Ministry of the Interior (BM.I)

Table 1.3 Implementing partners of voluntary return and reintegration programmes at national level (NGOs/IOs)

Institution	Main focus
IOM Vienna	Reintegration
ICMPD	Reintegration
Verein Menschenrechte Österreich (VMÖ)	Return Counselling
Caritas Austria	Return Counselling

1.3 Facts and figures

Table 1.4 below provides an overview of the number of persons ordered to leave Austria each year as well as the number of persons returned per year (Eurostat). During 2009-2013, the number of persons ordered to leave fluctuated between 8,520 in 2012 at the lowest rate and 11,050 in 2009 at the highest rate. In contrast, the number of third-country nationals returned peaked in 2013 when 6,790 persons were returned. When looking at the EU total, in 2013, Austria returned 3.4% of the total number of persons returned in the EU, which represents 1.57% of the total number of third country nationals ordered to leave in 2013.

Table 1.4 Third-country nationals ordered to leave and returned for the years 2009-2013 (in thousands)

	2009		2010		2011		2012		2013	
	MS	%EU	MS	%EU	MS	%EU	MS	%EU	MS	%EU
Ordered to leave	10,6	1.8	11,1	2.1	8,5	1.7	8,2	1.7	10,1	3.3
Returned	6,0	2.5	6,0	2.8	5,0	2.6	5,0	2.2	7,0	3.4

Source: Eurostat [migr_eiord] and [migr_eirtn] - Extracted on 25th July 2014

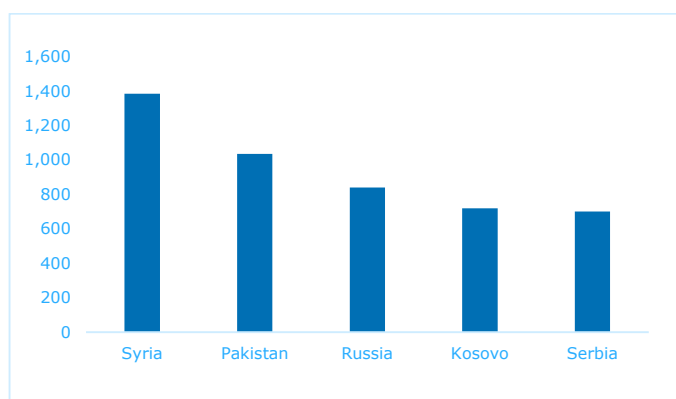
Table 1.5 below provides an overview of the number of third-country nationals returned, disaggregated by type of return. Overall, more third-country nationals are returned by voluntary departure and assisted voluntary departure than by forced return.

Table 1.5 Number of returns disaggregated by type of return for the years 2009-2013 (in thousands)

	2009	2010	2011	2012	2013
	MS	MS	MS	MS	MS
Forced Return	2,0	3,0	2,0	2,0	2,0
Voluntary Departure	4,0	4,0	3,0	3,0	4,0
Assisted Voluntary Departure	4,0	4,0	3,0	3,0	4,0

Figure 1.1 below shows **the top-five nationalities of third-country nationals (TCNs) ordered to leave in 2013**. Most returnees are from **Syria** (1,385), followed by **Pakistan** (1,035), **Russia** (840), **Kosovo** (720), and **Serbia** (700). The total number of TCNs with these nationalities (4,680) accounted for **46.4%** of the total TCNs issued an order to leave Austria in 2013 (10,085).

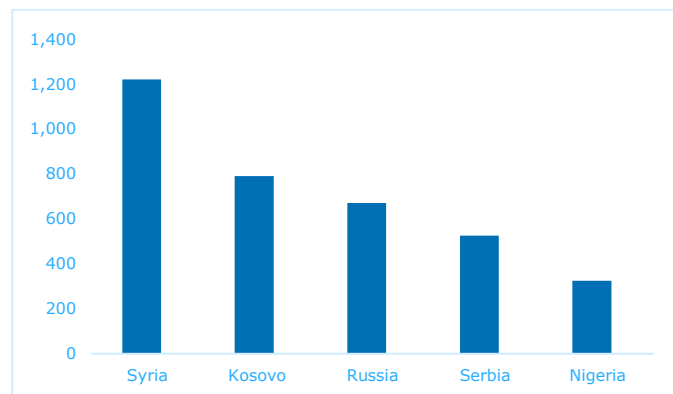
Figure 1.1 Top-five nationalities of TCNs ordered to leave



Source: Eurostat [migr_eiord] - Extracted on 25th July 2014

Figure 1.2 below indicates the **top-five nationalities of TCNs returned in 2013**. Most TCNs are returned to **Syria** (1,220), **Kosovo** (790), **Russia** (670), **Serbia** (525) and **Nigeria** (325). Four of the top-five nationalities ordered to leave are represented in the list of the top-five nationalities of TCNs returned. The total of the top-five nationalities of TCNs returned (3,530) represents **more than 50%** of the total number of returns carried out in 2013.

Figure 1.2 Top-five nationalities of TCNs returned



Source: Eurostat [migr_eirtn] - Extracted on 25th July 2014

1.4 National assisted voluntary return programmes

The table below provides an overview of the different national assisted voluntary return programmes in place, divided by the following types of programmes:

- ★ General voluntary return programmes;
- ★ Specific voluntary return programmes targeting a particular category of third-country national or particular activities;
- ★ Specific reintegration assistance programmes targeting particular third countries.

Table 1.6 Overview of national return and reintegration programmes

General voluntary return programmes					
Name	Duration	Implementing actor(s)	Target group(s)	Description of activities	Funding source
General Humanitarian Return Programme	On-going	IOM Vienna	<ul style="list-style-type: none"> - rejected asylum seekers or those who have renounced their claim; - irregular migrants; - Other migrants in need subject to the Austrian Ministry of Interior's approval. 	<ul style="list-style-type: none"> ★ Booking of flights ★ Collection of necessary information and documents for the travel of the returnee (and his/her family members) ★ Assistance at Vienna International Airport (check-in, border control, etc.) ★ Assisted Voluntary return. 	National
Return Counselling	07/13 12/14	- Caritas Austria/ VMÖ/ Amt der Kärntner Landesregierung - Flüchtlingsreferat	<ul style="list-style-type: none"> - (rejected) Asylum seekers, Refused, Recognized refugees, - Subsidiary protection holders, - Irregular migrants 	<ul style="list-style-type: none"> ★ Information and counselling sessions Research of country of origin information ★ Preparation and organisation of the voluntary return 	National/ERF
Return preparation in detention centres	07/13 12/14	- Caritas Austria/ VMÖ	<ul style="list-style-type: none"> - (Rejected) Asylum seekers - Irregular migrants from third/non-EU countries currently in administrative detention, awaiting forced removal 	<ul style="list-style-type: none"> ★ Crisis prevention (Measures in the case of hunger-strike or other exceptional situations); ★ Helping to enhance the acceptance of negative rulings; ★ Financial support. 	National/ERF
Voluntary Return (Gelindes Zinnergasse)	07/13 12/14	- Verein Menschenleben	Rejected Asylum seekers	<ul style="list-style-type: none"> ★ Counselling ★ Financial support (370 +200 EUR) ★ Organization of travel documents ★ Monitoring post return 	National/ERF

Return Counselling in Reception Centre	On-Going	ORS Service GmbH	Asylum seekers	<ul style="list-style-type: none"> ★ Return-counselling; social assistance, psychological care ★ Organization of shelter for asylum seekers ★ Nationwide toll-free hotline - Comprehensive counselling in all federal accommodation centres nationwide. 	National
Specific voluntary return programmes targeting particular categories of third-country national and particular activities					
<i>Name</i>	<i>Duration</i>	<i>Implementing actor(s)</i>	<i>Target group(s)</i>	<i>Activities</i>	<i>Funding source</i>
Voluntary return of trafficked (FROM)	July 2013 – December 2014	LEFÖ-IBF	Females who have been trafficked into Austria	<ul style="list-style-type: none"> ★ Establishment and strengthening of sustainable networks with national and international organisations ★ Development quality standards for risk assessment and the safe return and reintegration of trafficked persons ★ Psychosocial and return counselling for Carry out a risk analysis and develop a return plan in cooperation with the respective returnee. 	National/ERF
Return-counselling in prison facilities according to §133a StVG	July 2013 – June 2015	Federal Ministry of Justice	Non-Austrian inmates in prison facilities after half or 2/3 of the prison sentence	<ul style="list-style-type: none"> ★ Return-counselling ★ Application for travel documents ★ Monitoring of cases 	National/ERF

Reintegration programmes targeting specific third countries

Name	Duration	Implementing actor(s)	Target group(s)	Activities	Funding source
AVRR for Nigerian Nationals in Austria (AVRR Nigeria) Phase V	September 2013 – December 2014	IOM	Nigerian citizens in Austria who are either asylum seekers, recognized refugees, subsidiary protection holders or do not or no longer fulfil the conditions for staying in Austria	<ul style="list-style-type: none"> ★ Pre-departure assistance; Return assistance; Monitoring and Evaluation ★ Reintegration grants and additional support for vulnerable beneficiaries (e.g. medical assistance, temporary housing assistance, child care, etc.) ★ Organization of a business training in Nigeria 	National/ERF
AVRR of Returnees to the Russian Federation / the Chechen Republic (AVRR Chechnya) Phase VI	July 2013 – December 2014	IOM	Persons from the Chechen Republic in Austria who are either asylum seekers, recognized refugees, subsidiary protection holders or, who do not or no longer fulfil the conditions for staying in Austria	<ul style="list-style-type: none"> ★ General assistance of return ★ Medical and accommodation assistance as well as child care for vulnerable persons ★ Reintegration grants and cash grant at the point of departure 	National/ERF
AVRR of Returnees in Afghanistan (AVRR Afghanistan) Phase II:	July 2013 – December 2014	IOM	Afghans who are either asylum seekers, recognized refugees, subsidiary protection holders, or do not or no longer fulfil the conditions for staying in Austria	<ul style="list-style-type: none"> ★ Pre-departure assistance; Return assistance; Monitoring and Evaluation ★ Medical assistance at IOM Kabul airport clinic, if required accommodation up to two weeks ★ Reintegration grants and cash grant at the point of departure 	National/ERF
AVRR of Returnees in Pakistan (AVRR Pakistan) Phase II:	July 2013 – June 2014	IOM	Persons interested in returning voluntarily from Austria to Pakistan who are either asylum	<ul style="list-style-type: none"> ★ Pre-departure assistance at Vienna International Airport ★ Reception assistance at the 	National/ERF

			seekers, recognized refugees, subsidiary protection holders, or do not or no longer fulfil the conditions for staying in Austria	airport in Pakistan, if required ★ Reintegration grants	
Reintegration in Kosovo - Co-operation with Microcredit Institutions and the Economy (ReKoKO IV)	September 2013 – December 2014	ICMPD	Kosovars returning from the Provinces of Salzburg, Styria, Upper Austria or Vienna, who are either asylum seekers, recognized refugees, subsidiary protection holders, or do not or no longer fulfil the conditions for staying in Austria	★ Providing reintegration assistance and monitoring for up to 60 persons ★ Strengthening the project office in Pristina as an “employment agency for returnees”: regular updating of the project website which serves as an information platform and job portal for returnees; ★ Conducting a needs assessment regarding the social reintegration of returnees to Kosovo; ★ Organising community activities and information events together with returnees as well as with communities and local authorities.	National/ERF
Assistance for Voluntary Returnees returning from the Austrian province of Vorarlberg	January 2014 – December 2014	Province of Vorarlberg, Caritas Vorarlberg, Caritas Austria	Returnees currently in basic welfare support in Vorarlberg (after a minimum stay of 6 months in Vorarlberg)	★ Financial assistance up to the maximum of EUR 1.500 per returnee (up to EUR 2.500 for vulnerable people, individual training and education in Austria up to an amount of EUR 500. ★ If needed provision of medical care ★ Support to promote sustainable return and reintegration of asylum seekers and refugees in their country of origin	National

1.5 Cooperation initiatives

Table 1.7 Cooperation initiatives

Cooperation Initiatives					
Name	Duration	actor(s); indicate who the lead partner is	Target group(s)	Activities	Funding (national and / or EU)
CARE - Coordinated Approach for the REintegration of Victims of Trafficking returning voluntarily from Austria, France, Portugal, Spain and the United Kingdom	September 2013 – July 2015	IOM France (lead partner), IOM Austria, IOM Portugal, IOM Spain, IOM United Kingdom	Victim of Trafficking, adult or minor, returning voluntarily from Austria, France, Portugal, Spain and the United Kingdom to their countries of origin (outside the European Union)	Provision of flexible and tailored assistance helping returning Victims of Trafficking from Austria, France, Portugal, Spain and the United Kingdom to resettle in their home countries/communities	National/ERF
European Integrated Return Management Network (EURINT Network)	September 2013 – September 2015	Repatriation and Departure Service (NL) is lead partner	EU officials dealing with operational return management	To set up working groups in order to develop strategic policy on 8 countries of origin	National/ERF
Preparation and Enforcement of Charter Deportation Flights with POLAND as Strategic Partner	October 2013	Austria (lead partner), Poland	(Rejected) Asylum seekers, and Irregular migrants from third/non-EU countries awaiting forced removal	Organisation of a Charter Deportation Flight to Russian Federation	National/ERF

2. Country Factsheet Belgium

Updated [25/09/2014]

2.1 EMN REG contact point

Table 2.1 REG contact point details

Institution	1. FEDASIL (Federal Agency for the Reception of Asylum seekers) 2. Immigration Office
Contact person	1. Peter Neelen 2. Geert Verbauwheide
e-mail address	1. Peter.Neelen@fedasil.be 2. Geert.Verbauwheide@ibz.fgov.be

2.2 Actors in the return procedure

Table 2.2 State authorities responsible for return policy

Actors	
Authority responsible for overall return policy	Immigration Office (forced return) & Fedasil (voluntary return)
Authority responsible for the imposition of return decisions	Immigration Office
The authority responsible for executing return decisions (forced return)	Immigration Office
The implementing authorities of voluntary return programmes	FEDASIL

Table 2.3 Implementing partners of voluntary return and reintegration programmes at national level (NGOs/IOs)

Institution	Main focus
IOM Belgium	Practical organization voluntary return and reintegration activities
Caritas International Belgium	Practical organization reintegration activities

2.3 Facts and figures

Table 2.4 below provides an overview of the number of persons ordered to leave Belgium each year as well as the number of persons returned per year (Eurostat). During the period 2009-2013, the number of persons ordered to leave peaked in 2012 to 50,890 whilst the number of persons returned fluctuated around 6,000 between 2009 and 2013. When looking at the EU total, in 2013, Belgium returned 3.6% of the total number of persons returned in the EU, which represents 1.66% of the total number of third country nationals ordered to leave in 2013.

Table 2.4 Third-country nationals ordered to leave and returned for the years 2009 – 2013 (in thousands)

	2009		2010		2011		2012		2013	
	MS	%EU	MS	%EU	MS	%EU	MS	%EU	MS	%EU
Ordered to leave	24.0	4	22.9	4.2	36.9	7.5	50.9	10.5	47.5	11
Returned	4,0	1.6	4,4	1.9	5,9	3	7,84	3.7	7,1	3.6

Source: Eurostat [migr_eiord] and [migr_eirtn] - Extracted on 25th July 2014

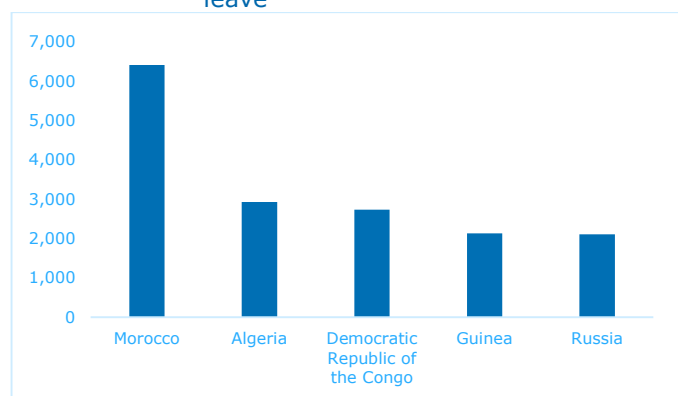
Table 2.5 below provides an overview of the number of third-country nationals returned, disaggregated by type of return. Overall, more third-country nationals are returned by voluntary departure and assisted voluntary departure than by forced return.

Table 2.5 Number of returns disaggregated by type of return for the years 2009-2013

	2009	2010	2011	2012	2013
	MS	MS	MS	MS	MS
Forced Return	1680	1597	2149	2387	2868
Voluntary Departure	2380	2601	3742	5454	4290
Assisted Voluntary Departure	2380	2601	3230	4516	4110

Figure 2.1 below shows the **top-five nationalities of third-country nationals (TCNs) ordered to leave in 2013**. Most returnees are from Morocco, followed by **Algeria (2,930)**, **the Democratic Republic of the Congo (2,735)**, **Guinea (2,130)** and **Russia (2,105)**. The total number of these nationalities (16,305) accounted for **more than one third** of the total TCNs issued an order to leave in 2013.

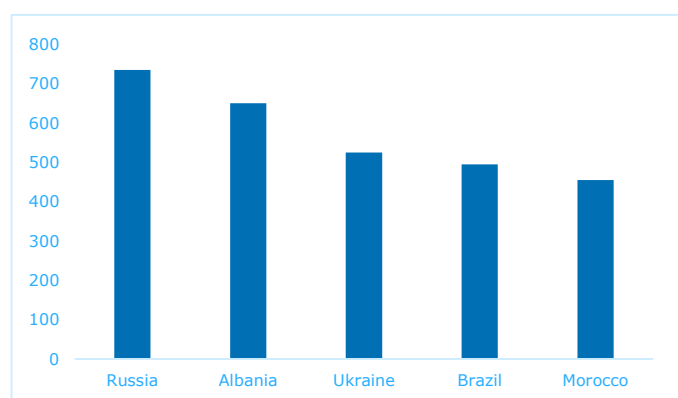
Figure 2.1 Top-5 nationalities of TCNs ordered to leave



Source: Eurostat [migr_eiord] - Extracted on 25th July 2014

Figure 2.2 below indicates the **top-five nationalities of TCNs returned in 2013**. Most third-country nationals are returned to **Russia (735)**, **Albania (650)**, **Ukraine (525)**, **Brazil (495)** and **Morocco (455)**. There is clearly a discrepancy between the nationalities ordered to leave and the nationalities returned. Only the Russian Federation is listed in both lists. The total of the top-five nationalities of TCNs returned (2,860) represents 39.8% of the total number of third-country nationals returned from Belgium in 2013.

Figure 2.2 Top-5 nationalities of TCNs returned



Source: Eurostat [migr_eirtn] - Extracted on 25th July 2014

2.4 National assisted voluntary return programmes

The following tables provide an overview of the different national assisted voluntary return programmes in place, divided by the following types of programmes:

- ★ General voluntary return programmes;
- ★ Specific voluntary return programmes targeting a particular category of third-country national or particular activities;
- ★ Specific reintegration assistance programmes targeting particular third countries.

Table 2.6 Overview of national return and reintegration programmes

General voluntary return programmes					
Name	Duration	Implementing actor(s)	Target group(s)	Description of activities	Funding source
REAB	1984-present	IOM Brussels	Asylum seekers, (ex) asylum seekers and persons with an irregular stay in Belgium	The organisation of the return travel, airport/ transit assistance and a cash grant of 250 euro/ adult (except for citizens with no visa duty and Kosovo)	National funding
Reintegration Programme	2006-present	IOM Brussels and Caritas International Belgium	Asylum seekers, and (ex) asylum seekers (except for citizens with no visa duty and Kosovo). Exceptions are granted for other categories of migrants (e.g. persons with an irregular stay , or TCN from a visa-free country) based on the vulnerability.	In kind reintegration support in the countries of return	National funding
Specific voluntary return programmes targeting particular categories of third-country national and particular activities					
Name	Duration	Implementing actor(s)	Target group(s)	Activities	Funding source
Project: Strengthening of the voluntary return program by specific actions	1 July 2013 to 30 June 2015	Fedasil	<ul style="list-style-type: none"> ★ Asylum seekers in the reception structures for asylum seekers, foreigners with an obligation to leave the country and irregular migrants ★ Return counsellors (in and outside the reception 	Strengthening the accessibility and performance of the voluntary return program by the development and implementation of initiatives in the field of information, communication, return counselling and capacity building by:	Co-funding via European Return Fund

			structures), return partners, local public administrations and first line social services	<ul style="list-style-type: none"> ★ providing an accessible network of professional return counsellors where persons can receive more information about return as well as where they can prepare an effective departure to the country of return and ★ Improving the communication to the target group + their formal/ informal representatives (embassies, Diaspora communities etc.). ★ The further development of the voluntary return programme 	
AVRR B-Connected	01 January 2014 to 30 June 2015	IOM Brussels	<ul style="list-style-type: none"> ★ (ex)-asylum seekers and irregular migrants ★ Return counsellors (Fedasil, IOM, Red Cross), return network of NGO's and local public administrations and other stakeholders in Belgium (including embassies and consuls) 	<ul style="list-style-type: none"> ★ Further enhancement of the reintegration support packages in order to facilitate a sustainable return in country of return, complementary to the reintegration support offered in the national return and reintegration packages, by : assistance with set up of a micro business or a wage subsidy support scheme, material assistance for vulnerable persons, looking for best practices and pilot activities ★ Further enhancement of the reintegration support for vulnerable groups, in 	Co-funding via European Return Fund

				<p>particular UAM through the implementation of a specific and targeted approach</p> <ul style="list-style-type: none"> ★ The development and implementation of activities concerning pro-active or re-active return counselling 	
Strengthening Tailor-Made Assisted Voluntary Return 2014 (STAVR 2014, 2015)	01 January 2014 to 30 June 2015	Caritas International Belgium	<ul style="list-style-type: none"> ★ (ex)asylum seekers and undocumented migrants considering the possibility of voluntary return to their country of origin ★ UAM and young adults ★ Foreigners facing forced return: providing of country information and reintegration information 	<ul style="list-style-type: none"> ★ Strengthening reintegration support in the country of return by: Setting up micro-business for returnees ; providing wage subsidy for returnees in their country of return and additional reintegration support for vulnerable groups ; strengthening capacities of the focal point organizations in the country of return; dissemination of practices on European level between NGO's involved in voluntary return and reintegration . ★ Return counselling for vulnerable persons, including UAM, single women with children, victims of human trafficking 	Co-funding via European Return Fund
City Ghent – Project Voluntary return	01 January 2014 – 30 June 2015	City of Ghent	<ul style="list-style-type: none"> ★ (ex)asylum seekers and persons with an irregular stay ★ local stakeholders in Ghent (professionals, social services, volunteers etc.) who are regularly in contact with the target group 	<ul style="list-style-type: none"> ★ Providing reception capacities for candidate returnees without shelter. ★ Knowledge and expertise centre for voluntary return whereby the city of Ghent acts as focal information point 	Co-funding via European Return Fund

			<ul style="list-style-type: none"> ★ Other communities and cities in Belgium 	<p>for persons in and around Ghent.</p> <ul style="list-style-type: none"> ★ Trainings/ info sessions ★ Set up meetings with partners within Ghent. ★ Sharing of expertise with other public services and cities in Belgium. 	
--	--	--	---	---	--

2.5 Cooperation initiatives

Table 2.7 Cooperation initiatives

Cooperation initiatives					
Name	Duration	actor(s); indicate who the lead partner is	Target group(s)	Activities	Funding (national and / or EU)
European Reintegration Instrument (ERI) European Reintegration Network (ERIN)	24 months, provisional starting date is 1 June 2014	Repatriation and Departure Service (NL) is lead partner	<p>Migrants from third countries (countries of origin to be selected)</p> <p>Both asylum seekers and non-asylum seekers are eligible.</p> <p>Both voluntary and non-voluntary returnees are eligible</p>	Providing counselling, referral and return and reintegration assistance management and organise seminars	EU-funded
Targeted Initiative to Armenia	1 January 2013 – 1 January 2016	French Office for Immigration and Integration, OFII (FRA)	<p>Migrants from Armenia</p> <p>Both asylum seekers and non-asylum seekers are eligible.</p> <p>Both voluntary and non-voluntary returnees are eligible.</p>	Providing counselling, referral and return and reintegration assistance	EU-funded

Cooperation initiatives					
Name	Duration	actor(s); indicate who the lead partner is	Target group(s)	Activities	Funding (national and / or EU)
"Soutenir le partenariat pour la Mobilité EU-Maroc"	June 2014 – June 2014	France Expertise Internationale	Migrants from Morocco Both asylum seekers and non-asylum seekers are eligible. Both voluntary and non-voluntary returnees are eligible.		EU-funded
MAGNET II	April 2014 – April 2016	IOM Paris	(Rejected) asylum seekers returning to the Iraqi Kurdistan	Providing pre-departure and post arrival information on the KR-I labour market, training and job opportunities Assisting returnees with training and job referrals towards reliable training centers and potential employers Support the capacities of local authorities in Iraq	EU-funded

3. Country Factsheet Bulgaria

Updated [08/08/2014]

3.1 REG contact point details

Table 3.1 REG contact point details

Institution	Ministry of Interior
Contact person	Ms. Gabriela Kilfanova
e-mail address	gkilfanova.10@mvr.bg

3.2 Actors in the return procedure

Table 3.2 State authorities responsible for return policy

Actors	
Authority responsible for overall return policy	Ministry of Interior
Authority responsible for the imposition of return decisions	Ministry of Interior and the State Agency "National Security"
The authority responsible for executing return decisions (forced return)	Migration Directorate at the Ministry of Interior
The implementing authorities of voluntary return programmes	Ministry of Interior

Table 3.3 Implementing partners of voluntary return and reintegration programmes at national level (NGOs/IOs) (not exhaustive)

Institution	Main focus
International Organisation for Migration	Assisted voluntary return and reintegration assistance programmes

3.3 Facts and figures

Table 3.4 below provides an overview of the number of persons ordered to leave Bulgaria each year as well as the number returned per year (Eurostat). The number of persons ordered to leave increased significantly from 1,465 in 2009 to 5,260 in 2013. Similarly, the number of third-country nationals returned shows a stark increasing trend from 285 in 2009 to 1,100 in 2013. When looking at the EU, in 2013, Bulgaria returned 1.22% of the total number of persons returned in the EU, which represents 0.325% of the total number of third country nationals ordered to leave in 2013.

Table 3.4 Third-country nationals ordered to leave and returned for the years 2009-2013 (in thousands)

	2009		2010		2011		2012		2013	
	MS	%EU	MS	%EU	MS	%EU	MS	%EU	MS	%EU
Ordered to leave	1,5	0.25	1,7	0.31	1,4	0.27	2,1	0.42	5,3	1.22
Returned	0,3	0.1	0,3	0.12	0,7	0.3	0,8	0.4	1,1	0.5

Source: Eurostat [migr_eiord] and [migr_eirtn] - Extracted on 25th July 2014

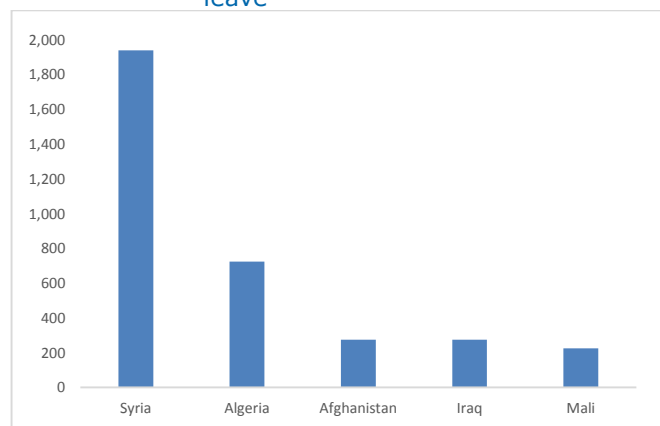
Table 3.5 below provides an overview of the number of third-country nationals returned, disaggregated by type of return. Overall, more third-country nationals are returned by forced return rather than voluntary departure and assisted voluntary departure.

Table 3.5 Number of returns disaggregated by type of return for the years 2009-2013

	2009	2010	2011	2012	2013
	MS	MS	MS	MS	MS
Forced Return	283	294	664	836	876
Voluntary Departure	56	78			75
Assisted Voluntary Departure	39	5	67	51	149

Figure 3.1 below shows the **top-five nationalities of third-country nationals (TCNs) ordered to leave in 2013**. Most returnees are from Syria followed by **Algeria (725), Afghanistan (275), Iraq (275)** and **Mali (225)**. The total number of TCNs with these nationalities (3,440) accounted for **more than 60%** of the total of TCNs issued an order to leave in 2013.

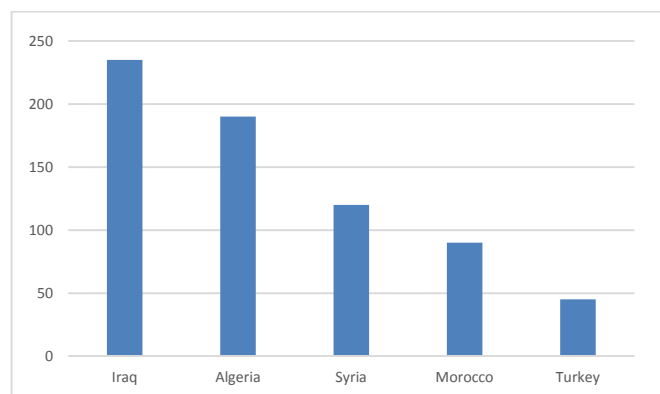
Figure 3.1 Top-5 nationalities of TCNs ordered to leave



Source: Eurostat [migr_eiord] - Extracted on 25th July 2014

Figures 2 below indicates the **top-five nationalities of TCNs returned in 2013**. Most TCNs are returned to **Iraq (235), Algeria (190), Syria (120), Morocco (90)** and **Turkey (45)**. There is a discrepancy between the top-five nationalities ordered to leave and the top-five nationalities of TCNs returned with only Iraq, Algeria and Syria appearing in both lists. The total of the top-five nationalities of TCNs returned (1,100) represents **more than 60%** of the total number of third-country nationals returned from Bulgaria in 2013.

Figure 3.2: Top-5 nationalities of TCNs returned



Source: Eurostat [migr_eirtn] - Extracted on 25th July 2014

3.4 National assisted voluntary return programmes

The table below provides an overview of the different national assisted voluntary return programmes in place, divided by the following types of programmes:

- ★ General voluntary return programmes;
- ★ Specific voluntary return programmes targeting a particular category of third-country national or particular activities;
- ★ Specific reintegration assistance programmes targeting particular third countries.

Table 3.6 Overview of national return and reintegration programmes

General voluntary return programmes					
<i>Name</i>	<i>Duration</i>	<i>Implementing actor(s)</i>	<i>Target group(s)</i>	<i>Description of activities</i>	<i>Funding source</i>
Implementation of an Assisted Voluntary Return programme of up to 250 migrants returning to their respective countries of origin	01 January 2014 – 31 December 2014	IOM-Bulgaria	Irregular third country nationals (in accordance with Art. 7, paragraph 1 of Decision No 575/2007/EC)	In the pre-departure phase TCN receive in kind support for informing and counselling about voluntary return option, flight ticket to country of origin, assistance to obtain travel documents, medical help and accommodation if necessary, internal transport, 150 EUR small financial assistance etc. In addition about 30 % of returnees receive reintegration assistance after arrival in the country of origin amounting to 1000 EUR	EU funding from Return Fund plus 10 % national cofinancing
Voluntary return and reintegration of third-country nationals who do not or no longer meet the legal requirements to stay in the Republic of Bulgaria	23 July 2013 – 30 June 2014	IOM-Bulgaria	Irregular third country nationals (in accordance with Art. 7, paragraph 1 of Decision No 575/2007/EC)	In the pre-departure phase TCN receive in kind support for informing and counselling about voluntary return option, flight ticket to country of origin, assistance to obtain travel documents, 100 EUR small financial assistance, internal transport, etc. In addition about 70 % of returnees receive reintegration assistance after arrival in the country of origin amounting to 500 EUR	EU funding from Return Fund plus 25 % national cofinancing

Specific voluntary return programmes targeting particular categories of third-country national and particular activities					
Name	Duration	Implementing actor(s)	Target group(s)	Activities	Funding source
Voluntary return and reintegration of third-country nationals who do not or no longer meet the legal requirements to stay in the Republic of Bulgaria	23 July 2013 – 30 June 2014	IOM-Bulgaria	Families with minors, pregnant women and other vulnerable TCNs	In the pre-departure phase TCN receive in kind support for informing and counselling about voluntary return option, flight ticket to country of origin, assistance to obtain travel documents, medical help and accommodation if necessary, 100 EUR small financial assistance, internal transport, etc. In addition returnees receive reintegration assistance after arrival in the country of origin amounting to 500 EUR	EU funding from Return Fund plus 25 % national cofinancing
Provision of information and counselling to asylum seekers in view of the option of returning under the AVR programme	23 July 2013 – 30 June 2014	IOM-Bulgaria	asylum seekers and rejected asylum seekers	In Pre-departure phase TCN receive in kind support for informing and counselling about voluntary return option and assistance to obtain travel documents In addition returnees receive 100 EUR small financial assistance	EU funding from Return Fund plus 25 % national cofinancing
Reintegration programmes targeting specific third countries					
N/A					

3.5 Cooperation initiatives

Bulgaria does not participate in any EU-funded cooperation initiatives.

Table 3.7 Cooperation initiatives

Cooperation initiatives					
<i>Name</i>	<i>Duration</i>	<i>actor(s); indicate who the lead partner is</i>	<i>Target group(s)</i>	<i>Activities</i>	<i>Funding (national and / or EU)</i>
N/A					

4. Country Factsheet Croatia

Updated [05/08/2014]

4.1 REG contact point details

Table 4.1 REG Contact Point details

Institution	Service for irregular migration
Contact person	Zvonimir Vrbljanin
	Jadranka Vitas
	Lidija Pentavec
e-mail address	zvrbljanin@mup.hr jvitas@mup.hr lpentavec@mup.hr

4.2 Actors in the return procedure

Table 4.2 State authorities responsible for return policy

Actor	
Authority responsible for overall return policy	Ministry of Interior, Border Police Directorate, Service for Irregular Migration
Authority responsible for the imposition of return decisions	Ministry of Interior, police administrations, police stations
The authority responsible for executing return decisions (forced return)	Reception Centre for Foreigners of MoI, police administrations, police stations
The implementing authorities of voluntary return programmes	Service for Irregular Migration of MoI, police administrations, police stations

Table 4.3 Implementing partners of voluntary return and reintegration programmes at national level (NGOs/IOs)

Croatia has not developed any voluntary return program yet.

4.3 Facts and figures

Table 4.4 below provides an overview of the number of persons ordered to leave Croatia each year as well as the number returned per year (Eurostat). The number of persons ordered to leave shows an increasing trend from 2,970 in 2009 to 4,355 in 2013. In contrast, the number of persons returned decreased however from 3,606 in 2009 to 2,530 in 2013. When looking at the EU total, in 2013, Croatia returned 1.1% of the total number of persons returned in the EU, which represents 0.58% of the total number of third country nationals ordered to leave in 2013.

Table 4.4: Third-country nationals ordered to leave and returned for the years 2009-2013 (in thousands)

	2009		2010		2011		2012		2013	
	MS	%EU	MS	%EU	MS	%EU	MS	%EU	MS	%EU
Ordered to leave	3,0	0.5	2,6	0.47	2,5	0.5	2,3	0.47	4,4	1.01
Returned	3,6	1.4	4,1	1.8	3,6	1.8	2,7	1.3	2,5	1.1

Source: Eurostat [migr_eiord] and [migr_eirtn] - Extracted on 25th July 2014

Table 4.5 shows the number of returns disaggregated by type of return for the years 2009-2013. The number of forced return significantly increased in 2011 (2,301) in comparison to 2009 (1,514) and then showed a decreasing trend in 2013 (1,773). The number of third-country nationals that voluntarily departed (without having been provided assistance by Croatia as it has not yet developed assisted voluntary

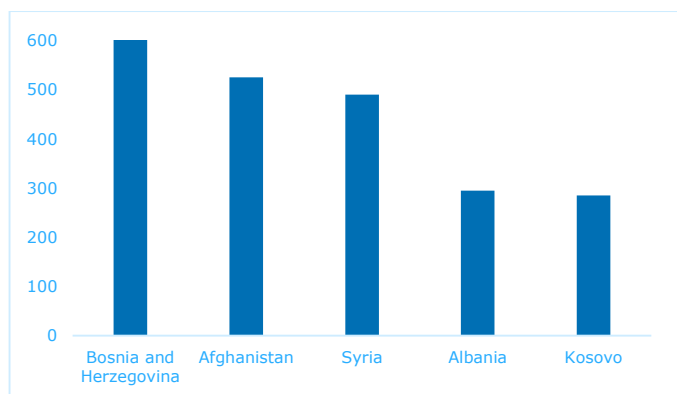
return programmes) decreased from 2,970 in 2009 to 1,388 in 2013.

Table 4.5: Number of returns disaggregated by type of return for the years 2009-2013

	2009	2010	2011	2012	2013
	MS	MS	MS	MS	MS
Forced Return	1514	1528	2301	2295	1773
Voluntary Departure	2970	2556	2464	2303	1388
Assisted Voluntary departure	0	0	0	0	0

Figure 4.1 below shows the **top-five nationalities of third-country nationals (TCNs) ordered to leave in 2013**. Most returnees are from **Bosnia and Herzegovina** (1,045), followed by **Afghanistan** (525), **Syria** (490), **Albania** (295) and **Kosovo** (285). The total number of TCNs with these nationalities (2,640) accounted for **more than half** of the total TCNs issued an ordered to leave in 2013.

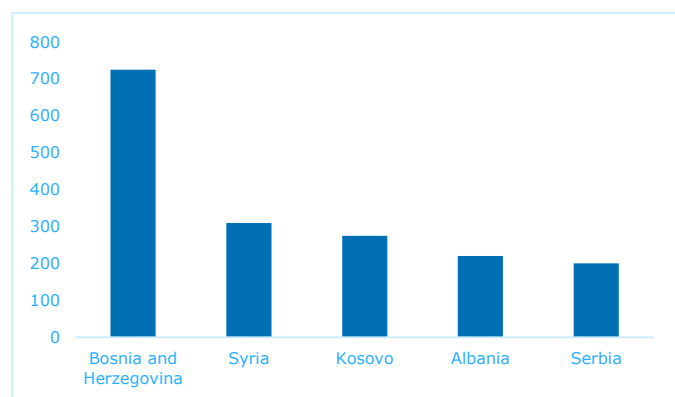
Figure 4.1: Top-five nationalities of TCNs ordered to leave



Source: Eurostat [migr_eiord] - Extracted on 25th July 2014

Figure 4.2 below indicates **the top-five nationalities of TCNs returned in 2013**. Most TCNs are returned to **Bosnia and Herzegovina** (725), **Syria** (310), **Kosovo** (275), **Albania** (220) and **Serbia** (200). A discrepancy exists between the top-five nationalities ordered to leave and the top-five nationalities of TCNs returned, with only **Algeria** and **Syria** both represented in one list. The total of the top-five nationalities of TCNs returned (1,730) represents **almost 70%** of the total number of effective returns from Croatia in 2013.

Figure 4.2: Top-five nationalities of TCNs returned



Source: Eurostat [migr_eirtn] - Extracted on 25th July 2014

4.4 National assisted voluntary return programmes

The table below provides an overview of the different national assisted voluntary return programmes in place, divided by the following types of programmes:

- ★ General voluntary return programmes;
- ★ Specific voluntary return programmes targeting a particular category of third-country national or particular activities;
- ★ Specific reintegration assistance programmes targeting particular third countries.

Croatia has not developed any assisted voluntary return programme yet and does not participate in any EU funded cooperation initiatives.

Table 4.6: Overview of national return and reintegration programmes

General voluntary return programmes					
<i>Name</i>	<i>Duration</i>	<i>Implementing actor(s)</i>	<i>Target group(s)</i>	<i>Description of activities</i>	<i>Funding source</i>
N/A					
Specific voluntary return programmes targeting particular categories of third-country national and particular activities					
<i>Name</i>	<i>Duration</i>	<i>Implementing actor(s)</i>	<i>Target group(s)</i>	<i>Activities</i>	<i>Funding source</i>
N/A					
Reintegration programmes targeting specific third countries					
N/A					

4.5 Cooperation initiatives

Croatia does not participate in any EU-funded cooperation initiatives.

Table 4.7: Cooperation initiatives

Cooperation initiatives					
<i>Name</i>	<i>Duration</i>	<i>actor(s); indicate who the lead partner is</i>	<i>Target group(s)</i>	<i>Activities</i>	<i>Funding (national and / or EU)</i>
N/A					

5. Country Factsheet Cyprus

Updated [01/08/2014]

5.1 REG contact point details

Table 5.1 REG contact point details

Institution	Civil Registry and Migration Department (CRMD), Ministry of Interior
Contact person	Elena Pieri
e-mail address	epieri@papd.mof.gov.cy

5.2 Actors in the return procedure

Table 5.2 State authorities responsible for return policy

Actors	
Authority responsible for overall return policy	Civil Registry and Migration Department (CRMD)
Authority responsible for the imposition of return decisions	CRMD
The authority responsible for executing return decisions (forced return)	CRMD in cooperation with the Aliens and Immigration Unit (A&IU) of the Cyprus Police
The implementing authorities of voluntary return programmes and reintegration projects	Not applicable at the moment

Table 5.3 Implementing partners of voluntary return and reintegration programmes at national level (NGOs/IOs) (not exhaustive)

Institution	Main focus
IOM	Research on voluntary return programmes
EDEX (Educational Excellence Corporation Ltd)	Exchange of information between Member States and third country nationals with regard to voluntary returns

5.3 Facts and figures

Table 5.4 below provides an overview of the number of persons ordered to leave Cyprus each year as well as the number returned per year (Eurostat). The number of persons ordered to leave fluctuated between 3,205 in 2009 and 4,126 in 2013, whilst the number of third-country nationals returned slightly decreased from 4,520 in 2009 to 4,025 in 2013. When looking at the EU total, in 2013, Cyprus returned 1.3% of the total number of persons returned in the EU, which represents 1.03% of the total number of third country nationals ordered to leave in 2013.

Table 5.4 Third-country nationals ordered to leave and returned for the years 2009-2013 (in thousands)

	2009		2010		2011		2012		2013	
	MS	%EU	MS	%EU	MS	%EU	MS	%EU	MS	%EU
Ordered to leave	3,2	0.54	2,8	0.52	3,2	0.65	3,1	0.64	4,1	0.96
Returned	4,5	1.7	4,0	1.8	4,6	2.3	4,3	2.08	4,0	2.03

Source: Eurostat [migr_eiord] and [migr_eirtn] - Extracted on 25th July 2014

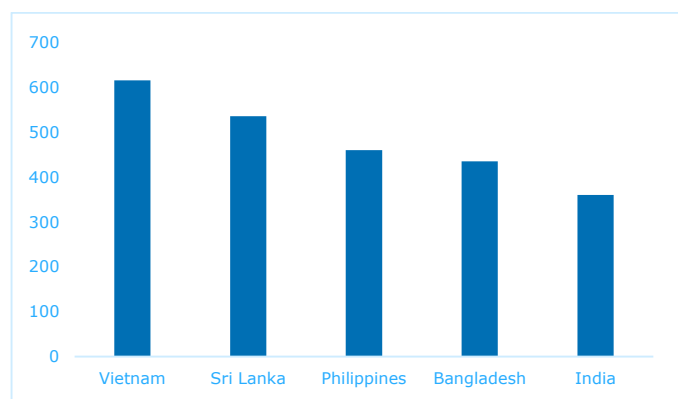
Table 5.5 provides an overview of the number of third-country nationals returned, disaggregated by type of return.

Table 5.5 Number of returns disaggregated by type of return for the years 2009-2013

	2009		2010		2011		2012		2013	
	MS	%EU	MS	%EU	MS	%EU	MS	%EU	MS	%EU
Forced Return	4520	1.79	4065	1.80	4605	2.32	4370	2.08	4025	2.61
Voluntary Departure	-	-	-	-	-	-	-	-	-	-
Assisted Voluntary Departure	-	-	-	-	-	-	-	-	-	-

Figure 5.1 below shows the **top-five nationalities of third-country nationals (TCNs) ordered to leave in 2013**. Most returnees are from **Vietnam** (615), followed by **Sri Lanka** (535), **Philippines** (460), **Bangladesh** (435) and **India** (360). The total number of TCNs with these nationalities (2,405) accounted for **more than 58 %** of the total TCNs issued an order to leave Cyprus in 2013.

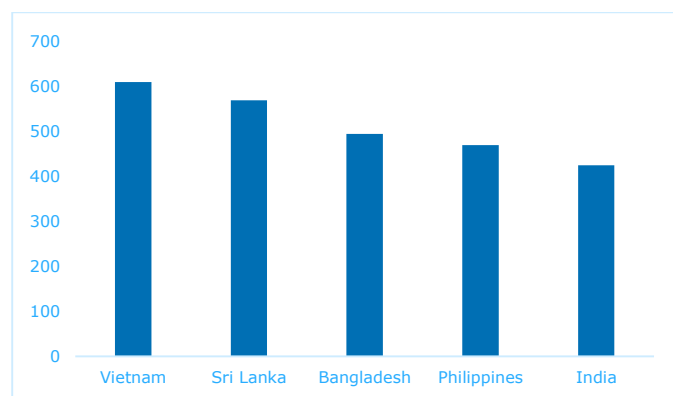
Figure 5.1 Top-5 nationalities of TCNs ordered to leave



Source: Eurostat [migr_eiord] - Extracted on 25th July 2014

Figure 5.2 below indicates the **top-five nationalities of TCNs returned in 2013**. Most TCNs are returned to **Vietnam** (610), **Sri Lanka** (570), **Bangladesh** (495), **Philippines** (444), and **India** (425). The top five nationalities of TCNs ordered to leave in 2013 correspond to the top five nationalities of TCNs returned in 2013. The total of the top-five nationalities of TCNs returned (2,570) represents **63.8%** of the total number of enforced returns from Cyprus in 2013.

Figure 5.2 Top-5 nationalities of TCNs returned



Source: Eurostat [migr_eirtn] - Extracted on 25th July 2014

5.4 National assisted voluntary return programmes

The following tables provide an overview of the different national assisted voluntary return programmes in place, divided by the following types of programmes:

- ★ General voluntary return programmes;
- ★ Specific voluntary return programmes targeting a particular category of third-country national or particular activities;
- ★ Specific reintegration assistance programmes targeting particular third countries

Cyprus currently does not implement any assisted voluntary return and reintegration programmes, nor does it take part in any cooperation initiatives.

Table 5.6 Overview of national return and reintegration programmes

General voluntary return programmes					
<i>Name</i>	<i>Duration</i>	<i>Implementing actor(s)</i>	<i>Target group(s)</i>	<i>Description of activities</i>	<i>Funding source</i>
N/A					
Specific voluntary return programmes targeting particular categories of third-country national and particular activities					
<i>Name</i>	<i>Duration</i>	<i>Implementing actor(s)</i>	<i>Target group(s)</i>	<i>Activities</i>	<i>Funding source</i>
N/A					
Reintegration programmes targeting specific third countries					
N/A					

5.5 Cooperation initiatives

Cyprus does not participate in any EU-funded cooperation initiatives.

Table 5.7 Cooperation initiatives

Cooperation initiatives					
<i>Name</i>	<i>Duration</i>	<i>actor(s); indicate who the lead partner is</i>	<i>Target group(s)</i>	<i>Activities</i>	<i>Funding (national and / or EU)</i>
N/A					

6. Country Factsheet Estonia

Updated [04/08/2014]

6.1 REG contact point details

Table 6.1 REG contact point details

Institution	Police and Border Guard Board
Contact person	Egert Belitšev
e-mail address	egert.belitsev@politsei.ee

6.2 Actors in the return procedure

Table 6.2 State authorities responsible for return policy

Actor	
Authority responsible for overall return policy	Ministry of Interior
Authority responsible for the imposition of return decisions	Police and Border Guard Board
The authority responsible for executing return decisions (forced return)	Police and Border Guard Board
The implementing authorities of voluntary return programmes	Ministry of Interior

Table 6.3 Implementing partners of voluntary return and reintegration programmes at national level (NGOs; IOs) (not exhaustive)

Institution	Main focus
IOM	General voluntary return and reintegration schemes

6.3 Facts and figures

Table 6.4 below provides an overview of the number of third-country nationals ordered to leave Estonia each year as well as the number returned per year (Eurostat). The number of persons ordered to leave quadrupled from 150 in 2009 to 600 in 2013. Similarly, the number of third-country nationals returned significantly increased from 115 in 2009 to 575 in 2013. When looking at the EU total in 2013 of returns carried out, Estonia returned 0.25% of the total number of third-country nationals returned in the EU, which represents 0.13% of the total number of third country nationals ordered to leave in 2013.

Table 6.4 Third-country nationals ordered to leave and returned for the years 2009-2013 (in thousands)

	2009		2010		2011		2012		2013	
	MS	%E U	MS	%E U	MS	%E U	MS	%E U	MS	%E U
Ordered to leave	0,15	0,03	0,11	0,02	0,48	0,1	0,58	0,12	0,6	0,14
Returned	0,11	0,04	0,08	0,03	0,42	0,21	0,48	0,23	0,58	0,25

Source: Eurostat [migr_eiord] and [migr_eirtn] - Extracted on 25th July 2014

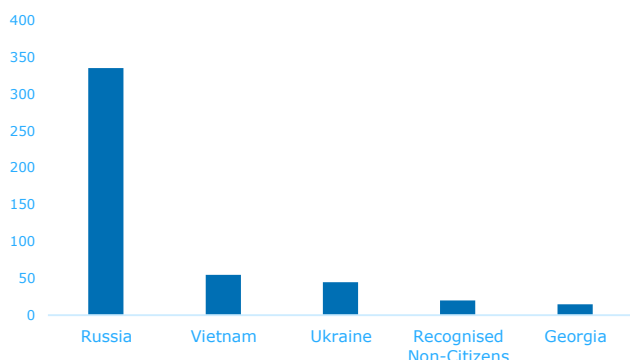
Table 6.5 Number of returns disaggregated by type of return for the years 2009-2013

	2009	2010	2011	2012	2013
	MS	MS	MS	MS	MS
Forced Return	67	66	111	155	268
Voluntary Departure	na	na	354	405	397
Assisted Voluntary Departure	na	na	8	29	17

Source: Police and Border Guard Board

Figure 6.1 below shows **the top-five nationalities of third-country nationals (TCNs) ordered to leave in 2013**. Most returnees are from **Russia** followed by **Vietnam** (55), **Ukraine** (45), **recognised non-citizens** (20) and **Georgia** (15). The total number of TCNs with these nationalities (470) accounted for more than three quarters of the total TCNs issued an ordered to leave in 2013

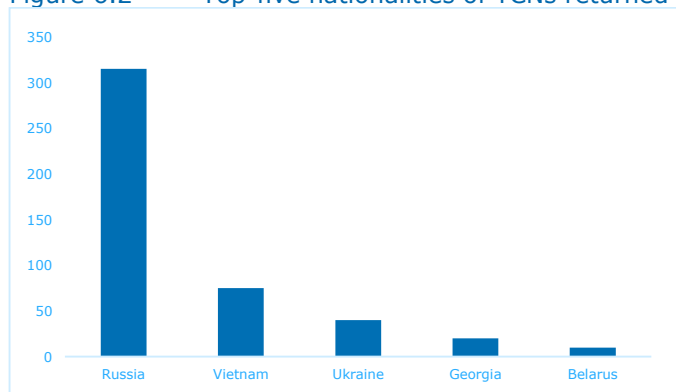
Figure 6.1 Top-five nationalities of TCNs ordered to leave



Source: Eurostat [migr_eiord] - Extracted on 25th July 2014

Figure 6.2 below indicates the **top-five nationalities of TCNs returned in 2013**. Most TCNs are returned to **the Russian Federation** (315), **Vietnam** (75), **Ukraine** (40), **Georgia** (20) and **Belarus** (10). The list of top-five nationalities ordered to leave corresponds in general to the list of the **top-five nationalities returned**. The total of the top-five nationalities of TCNs returned (460) represents 80% of the total number of enforced returns from Estonia in 2013.

Figure 6.2 Top-five nationalities of TCNs returned



Source: Eurostat [migr_eirtn] - Extracted on 25th July 2014

6.4 National assisted voluntary return programmes

The table below provides an overview of the different national assisted voluntary return programmes in place, divided by the following types of programmes:

- ★ General voluntary return programmes;
- ★ Specific voluntary return programmes targeting a particular category of third-country national or particular activities;
- ★ Specific reintegration assistance programmes targeting particular third countries.

Estonia exclusively implements a general return scheme as summarised in the table below.

Table 6.6 Overview of national return and reintegration programmes

General voluntary return programmes					
Name	Duration	Implementing actor(s)	Target group(s)	Description of activities	Funding source
VARRE (Voluntary Assisted Return and Reintegration programme from Estonia)	1 January 2014 – 30 June 2015	IOM Estonia	<ul style="list-style-type: none"> ★ Illegally staying TCN-s ★ Former asylum seekers 	<ul style="list-style-type: none"> ★ Return counselling ★ Assistance to obtain a travel document ★ In kind assistance ★ Financial assistance ★ Reintegration 	National plus EU (Return Fund)
Specific voluntary return programmes targeting particular categories of third-country national and particular activities					
Name	Duration	Implementing actor(s)	Target group(s)	Activities	Funding source
N/A					
Reintegration programmes targeting specific third countries					
N/A					

6.5 Cooperation initiatives

Estonia does not participate in any EU-funded cooperation initiatives.

Cooperation initiatives					
Name	Duration	actor(s); indicate who the lead partner is	Target group(s)	Activities	Funding (national and / or EU)
N/A					

7. Country Factsheet Finland

Updated [15/10/2014]

7.1 REG contact point details

Table 7.1 REG contact point details

Institution	Finnish Immigration Service
Contact person	Mari Helenius Janne Kinnunen
e-mail address	mari.helenius@migri.fi janne.kinnunen@migri.fi emn@migri.fi

7.2 Actors in the return procedure

Table 7.2 State authorities responsible for return policy

Actors	
Authority responsible for overall return policy	Ministry of Interior
Authority responsible for the imposition of return decisions	Finnish Immigration Service
The authority responsible for executing return decisions (forced return)	Police
The implementing authorities of voluntary return programmes	Reception Centres (under the Act on the reception of persons applying for international protection) Municipalities (under the Act on the promotion of immigrant integration)

Table 7.3 Implementing partners of voluntary return and reintegration programmes at national level (NGOs/IOs)

Institution	Main focus
IOM	assisted voluntary return and reintegration

7.3 Facts and figures

Table 7.4 below provides an overview of the number of persons ordered to leave Finland each year as well as the number returned per year (Eurostat). The number of persons ordered to leave significantly increased in 2010 (3,835) in comparison to 2009 (3,125) and then still increased to 4,685 in 2011 to 4,300 in 2012 and 4,330 in 2013. The number of third-country nationals returned significantly increased from 1,720 in 2009 to 3,155 in 2013. When looking at the EU total, in 2013, Finland returned 1.39% of the total number of third-country nationals returned in the EU which represents 0.73% of the total number of third country nationals ordered to leave in 2013.

Table 7.4 Third-country nationals ordered to leave and returned for the years 2009-2013 (in thousands) (Eurostat figures)

	2009		2010		2011		2012		2013	
	MS	%EU	MS	%EU	MS	%EU	MS	%EU	MS	%EU
Ordered to leave	3,1	0,5	3,8	0,7	4,7	0,9	4,3	0,9	4,3	1,01
Returned	1,7	0,7	1,9	0,9	3,2	1,63	3,1	1,46	3,2	1.39

Source: Eurostat [migr_eiord] and [migr_eirtn] - Extracted on 25th July 2014

Table 7.5 shows the number of returns disaggregated by type of return for the years 2009-2013 (in thousands). The number of forced returns shows a stark increasing trend from approximately 500 to 1,300 persons, whereas the number of third-country nationals that participated in assisted voluntary return programmes remained stable (around 200/300 persons).

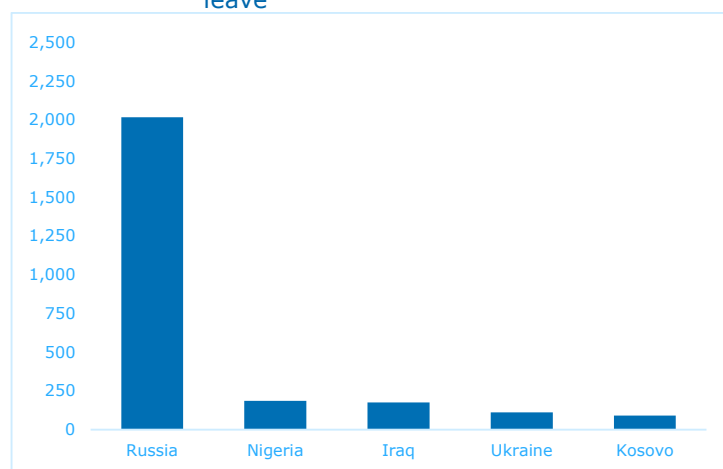
Table 7.5 Number of returns disaggregated by type of return for the years 2009-2013

	2009		2010		2011		2012		2013	
	MS	%E U	MS	%E U	MS	%E U	MS	%E U	MS	%E U
Forced Return	0,5	0.6	0,7	0.8	2,2	1.6	1,5	1.4	1,3	1.8
Voluntary Departure	-		-		-		0,9		1	
Assisted Voluntary Departure	0,07		0,25		0,3		0,3		0,34	

Source:

Figure 7.1 below shows the **top-five nationalities of third country nationals (TCNs) ordered to leave in 2013**. Most returnees are from **Russia**, followed by **Nigeria** (185), **Iraq** (175), **Ukraine** (110) and **Kosovo** (90). The total number of TCNs with these nationalities (2,575) accounted for **more than one half** of the total TCNs issued an order to leave in 2013.

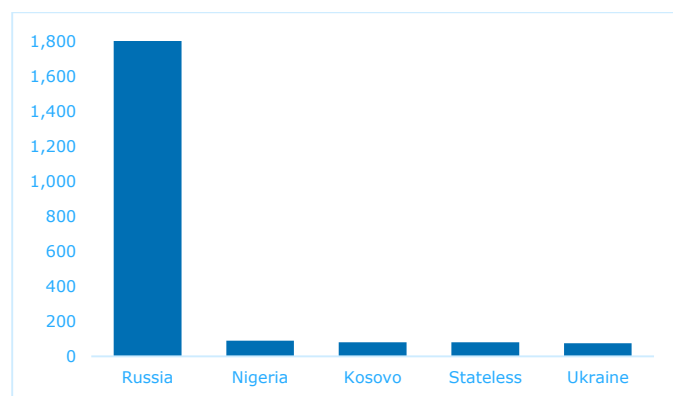
Figure 7.1 Top-5 nationalities of TCNs ordered to leave



Source: Eurostat [migr_eiord] - Extracted on 25th July 2014

Figure 7.2 below indicates the **top-five nationalities of TCNs returned in 2013**. Most TCNs are returned to **Russia** (1,850), **Nigeria** (90), **Kosovo** (80), **Stateless** (80) and **Ukraine** (75). There is a discrepancy between the top-five nationalities ordered to leave and the top-five of TCNs returned, with only **Russia**, **Nigeria** and **Ukraine** represented in both lists. The total of the top-five nationalities of TCNs returned (2,175) persons represents **more than half** of the total number of third-country nationals returned from Finland in 2013.

Figure 7.2 Top-5 nationalities of TCNs returned



Source: Eurostat [migr_eirtn] - Extracted on 25th July 2014

7.4 National assisted voluntary return programmes

Table 7.6 below provides an overview of the different national assisted voluntary return programmes in place, divided by the following types of programmes:

- ★ General voluntary return programmes;
- ★ Specific voluntary return programmes targeting a particular category of third-country national or particular activities;
- ★ Specific reintegration assistance programmes targeting particular third countries.

Table 7.7 provides an overview of the EU-funded cooperation initiatives that Finland takes part in.

Table 7.6 Overview of national return and reintegration programmes

General voluntary return programmes					
Name	Duration	Implementing actor(s)	Target group(s)	Description of activities	Funding source
Developing Voluntary Return in Finland (DAVRiF)	1 January 2010 – 31 December 2012	IOM Finland	Target group of the Return Fund	<ul style="list-style-type: none"> ★ Information and awareness ★ Pre-departure counselling ★ Travel ★ Financial assistance ★ In kind assistance at the country of origin 	National + EU (Return Fund)
Voluntary Assisted Return and Reintegration Programme in Finland (VARRP-FIN)	1 January 2013 – 30 June 2015	IOM Finland	Target group of the Return Fund	Development of the Finnish voluntary return system: <ul style="list-style-type: none"> ★ Information and awareness ★ Pre-departure counselling ★ Travel ★ Financial assistance ★ In kind assistance at the country of origin 	National + EU (Return Fund)
Specific voluntary return programmes targeting particular categories of third-country national and particular activities					
Name	Duration	Implementing actor(s)	Target group(s)	Activities	Funding source
N/A					
Reintegration programmes targeting specific third countries					
N/A					

7.5 Cooperation initiatives

Finland participates in three EU-funded cooperation initiatives.

Table 7.7 Cooperation initiatives

Cooperation initiatives					
<i>Name</i>	<i>Duration</i>	<i>actor(s); indicate who the lead partner is</i>	<i>Target group(s)</i>	<i>Activities</i>	<i>Funding (national and / or EU)</i>
European Reintegration Instrument (ERI) European Reintegration Network (ERIN)	24 months, provisional starting date is 1 June 2014	Finnish Immigration Service Lead partner: Repatriation and Departure Service, Netherlands	Migrants from Iraq, Russia, Nigeria and Afghanistan Both asylum seekers and non-asylum seekers are eligible. Only voluntary returnees are eligible	Providing reintegration assistance in the country of return	EU-funded
Common Support Initiative (CSI)	September 2013 – June 2015	Finnish Immigration Service Lead partner: Fedasil, Belgium	EU MS officials dealing with voluntary return management	The general objective of the platform is to provide participating EU Member states with the necessary instruments to maximise the potential of government-to-government concentration and co-operation in the development of voluntary return policy.	EU-funded

8. Country Factsheet France

Updated 15/10/2014

8.1 REG contact point details

Table 8.1 REG contact point details

Institution	Ministry of Interior
Contact person	Mathieu Amouroux Lucie Boulanger
e-mail address	mathieu.amouroux@interieur.gouv.fr lucie.boulanger@interieur.gouv.fr
Institution	OFII
Contact person	Nathalie Hayashi Martha Breeze Anne Le Bihan
e-mail address	nathalie.hayashi@ofii.fr martha.breeze@ofii.fr anne.le-bihan@ofii.fr

8.2 Actors in the return procedure

Table 8.2 State authorities responsible for return policy

Actors	
Authority responsible for overall return policy	Ministry of Interior
Authority responsible for the imposition of return decisions	Ministry of Interior
The authority responsible for executing return decisions (forced return)	Ministry of Interior
The implementing authorities of voluntary return programmes	OFII (French Office for Immigration and Integration)

Table 8.3 Implementing partners of voluntary return and reintegration programmes at national level (NGOs/IOs)

Institution	Main focus
Regional OFII Directorates established on the national territory	

8.3 Facts and figures

Table 8.4 below provides an overview of the number of persons ordered to leave France each year as well as the number returned per year (Eurostat). The number of persons ordered to leave oscillates from one year to another between 76,590 in 2010 and 88,565 in 2009. The number of third-country nationals returned peaked in 2012 when a total of 22,760 persons were returned. When looking at the EU total, in 2013, France returned 8.9% of the total number of third-country nationals returned in the EU, which represents 4.68% of the total of number of third country nationals ordered to leave in 2013.

Table 8.4 Third-country nationals ordered to leave and returned for the years 2009-2013 (in thousands)

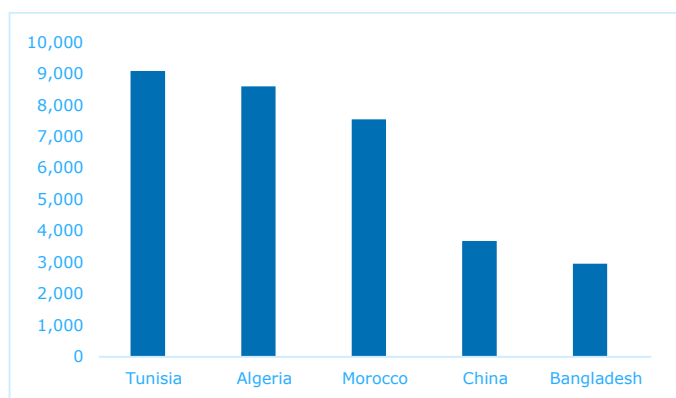
	2009		2010		2011		2012		2013	
	MS	%EU	MS	%EU	MS	%EU	MS	%EU	MS	%EU
Ordered to leave	88.6	14.9	76.6	14.1	83.4	16.9	77.6	15.9	84.9	19.7
Returned	18,4	7.2	17	7.4	20,4	10.3	22,7	10.8	20,1	8.9

Source: Eurostat [migr_eiord] and [migr_eirtn] - Extracted on 25th July 2014

Figure 8.1 below shows **the top-five nationalities of third-country nationals (TCNs) ordered to leave in 2013**. Most returnees are from **Tunisia**, followed by **Algeria** (8,590), **Morocco** (7,550), **China** (3,675) and **Bangladesh** (2,960). The total number of TCNs with these nationalities (31,855) accounted for almost

37, 5 % of the total TCNs issued an order to leave in 2013.

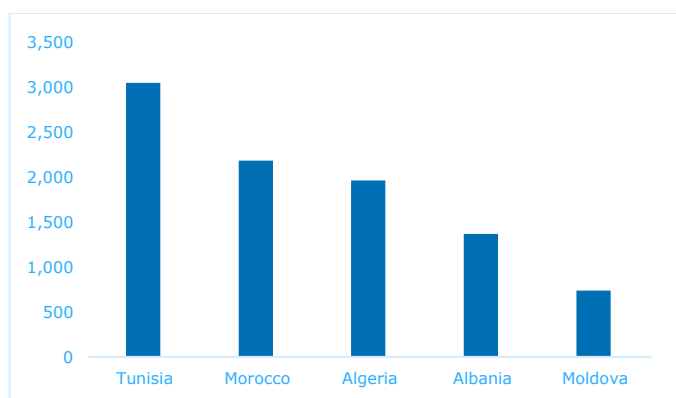
Figure 8.1 Top-five nationalities of TCNs ordered to leave



Source: Eurostat [migr_eiord] - Extracted on 25th July 2014

Figure 8.2 below indicates the **top-five nationalities of TCNs returned in 2013**. Most TCNs are returned to **Tunisia** (3,050), **Morocco** (2,185), **Algeria** (1,965), **Albania** (1,370) and **Moldova** (740). A correlation exists between the top-five nationalities ordered to leave and the top-five nationalities of TCNs returned, with **Tunisia**, **Algeria** and **Morocco** represented in both lists. The total of the top-five nationalities of TCNs returned (9,310) represents almost half of the total number of enforced returns from France in 2013.

Figure 8.2 Top-five nationalities of TCNs returned



Source: Eurostat [migr_eirtn] - Extracted on 25th July 2014

8.4 National assisted voluntary return programmes

The table below provides an overview of the different national assisted voluntary return programmes in place, divided by the following types of programmes:

- ★ General voluntary return programmes; Specific voluntary return programmes targeting a particular category of third-country national or particular activities;
- ★ Specific voluntary return programmes targeting particular categories of TCNs or particular activities;
- ★ Specific reintegration assistance programmes targeting particular third countries.

Table 8.5 Overview of national return and reintegration programmes

General voluntary return programmes					
Name	Duration	Implementing actor(s)	Target group(s)	Description of activities	Funding (please state if national only, or national plus EU e.g Return Fund)
OFII		Regional Directorates established on the national territory and in French Overseas Departments	Irregularly staying migrants	<ul style="list-style-type: none"> ★ booking of air tickets ; ★ support for obtaining travel documents; ★ transportation from the place of residence in France to the departure airport in France ; ★ reception and assistance during departure formalities at the airport ; ★ financial support 	National and EU funding
Specific voluntary return programmes targeting particular categories of third-country national and particular activities					
Name	Duration	Implementing actor(s)	Target group(s)	Activities	Funding source
N/A					
Reintegration programmes targeting specific third countries					
Reintegration assistance by the French Office for Immigration and Integration (OFII) (The OFII reintegration scheme is evolving)		OFII representations abroad in connection with approved local agencies	<p>1) Third countries currently concerned Armenia, Benin, Burkina-Faso, Cameroon, Ivory Coast, Congo Brazzaville, Congo DRC, Gabon, Georgia, Guinea Conakry, Mali, Morocco, Moldavia, Senegal, Togo, and Tunisia.</p> <p>2) Current eligible candidates Adult third-country nationals who wish to resettle in their country by creating an economic activity and:</p> <ul style="list-style-type: none"> ★ who have benefited from an assisted return programme managed by the 	<p>Reintegration assistance foresees, in the country of origin, technical and financial support for entrepreneur candidates who create a business, financed by the OFII, and includes:</p> <ul style="list-style-type: none"> ★ Technical assistance from a local operator to start the business during the first year of activity; ★ Financial assistance to start the business which supplements the input from the project holder; ★ Training related to the 	National and EU funding

			OFII for 6 months or ★ who have returned by their own means less than six months previously to a signatory country of an agreement on concerted management of migration flows, following a stay of at least 2 years in France, or of at least 18 months within the framework of the "Young professionals" programme.	business activity, according to needs identified.	
--	--	--	--	---	--

8.5 Cooperation initiatives

France participates in two EU-funded cooperation initiatives.

Table 8.6 Cooperation initiatives

Cooperation initiatives					
<i>Name</i>	<i>Duration</i>	<i>actor(s); indicate who the lead partner is</i>	<i>Target group(s)</i>	<i>Activities</i>	<i>Funding (national and / or EU)</i>
European project for "Reinforcement of Cape Verde's Capacities for Migration Management"					
The German project "URA 2" in Kosovo, in the framework of a partnership agreement signed between the BAMF and the OFII.					
European project "European Reintegration Instrument" (ERI) European Re-integration Network (ERIN)					

9. Country Factsheet Germany

Updated [01/08/2014]

9.1 REG contact point details

Table 9.1 REG contact point details

Institution	Federal Office for Migration and Refugees
Contact person	Johann Ehrnsperger Benjamin Beckmann
e-mail address	Johann.ehrnsperger@bamf.bund.de Benjamin.beckmann@bamf.bund.de

9.2 Actors in the return procedure

Table 9.2 State authorities responsible for return policy

Actors	
Authority responsible for overall return policy	Federal Ministry of the Interior
Authority responsible for the imposition of return decisions	Local Foreigners Authorities of the Federal States, Federal Office for Migration and Refugees and the Federal Police
The authority responsible for executing return decisions (forced return)	Federal States and Federal Police
The implementing authorities of voluntary return programmes	Federal Office for Migration and Refugees

Table 9.3 Implementing partners of voluntary return and reintegration programmes at national level (NGOs/IOs) (not exhaustive)

Institution	Main focus
IOM Germany	Organizing departures and reintegration assistance

9.3 Facts and figures

Table 9.4 below provides an overview of the number of third-country nationals ordered to leave Germany each year as well as the number returned per year (Eurostat). The number of persons ordered to leave increased during the period 2009-2013 from 14,595 in 2009 to 25,380 in 2013. The number of third-country nationals returned also significantly increased from 11,900 in 2009 to 28,000 in 2013. When looking at the EU total, in 2013, Germany returned 12.4% of the total number of third-country nationals returned in the EU. This amounts to 6.51% of the total number of third country nationals ordered to leave in 2013.

Table 9.4 Third country nationals ordered to leave and returned for the years 2009-2013 (in thousands)

	2009		2010		2011		2012		2013	
	MS	%EU	MS	%EU	MS	%EU	MS	%EU	MS	%EU
Ordered to leave	14,6	2.45	19,2	3.55	17,6	3.57	20,0	4.14	25,4	6.56
Returned	11,9	4.3	13,9	6	14,1	8.78	13,9	10.4	28,0	12.4

Source: Eurostat [migr_eiord] and [migr_eirtn] - Extracted on 25th July 2014

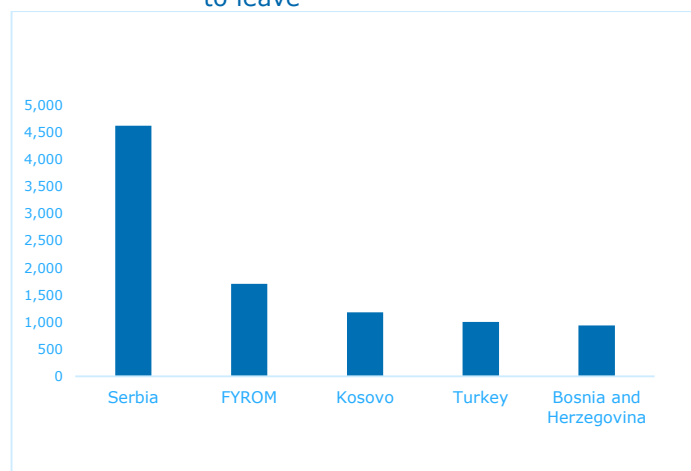
Table 9.5 Number of returns disaggregated by type of return for the years 2009-2013

	2009	2010	2011	2012	2013
	MS	MS	MS	MS	MS
Assisted Voluntary Return	3,107	4,480	6,319	7,546	10,251
Voluntary Return	NA	1,495	2,807	6,359	6,903

Source: Bundespolizei (Forced Return), BAMF (AVR), Bundesländer (Voluntary Return)

Figure 9.1 below shows the **top-five nationalities of third-country nationals (TCNs) ordered to leave in 2012**. Most returnees are from Serbia, followed by **FYROM** (1,705), **Kosovo** (1,180) **Turkey** (1,000) and **Bosnia and Herzegovina** (665). The total number of TCNs with these nationalities (9,440) accounted for **almost one half** of the total number of TCNs issued an order to leave in 2012.

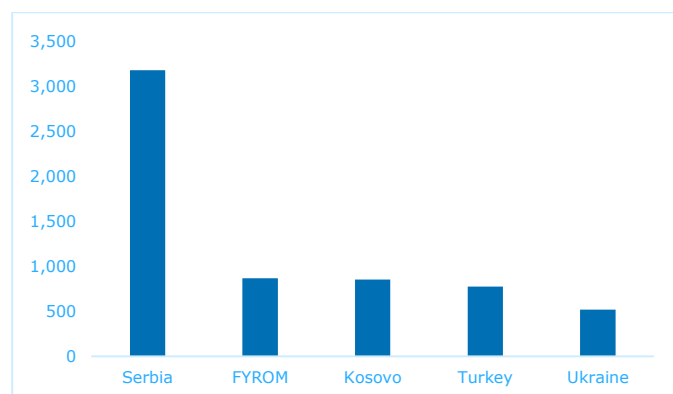
Figure 9.1 Top-five nationalities of TCNs ordered to leave



Source: Eurostat [migr_eiord] - Extracted on 25th July 2014

Figure 9.2 below indicates the **top-five nationalities of TCNs returned in 2012**. Most TCNs are returned to **Serbia** (3,185), **FYROM** (870), **Kosovo** (855), **Turkey** (775) and **Ukraine** (520). The total of the top-five nationalities of TCNs returned (6,205) represents **almost one half** of the total number of enforced returns from Germany in 2012.

Figure 9.2 Top-five nationalities of TCNs returned



Source: Eurostat [migr_eirtn] - Extracted on 25th July 2014

9.4 National assisted voluntary return programmes

The table below provides an overview of the different national assisted voluntary return programmes in place, divided by the following types of programmes:

- ★ General voluntary return programmes;
- ★ Specific voluntary return programmes targeting a particular category of third-country national or particular activities;
- ★ Specific reintegration assistance programmes targeting particular third countries.

Table 9.6 Overview of national return and reintegration programmes

General voluntary return programmes					
Name	Duration	Implementing actor(s)	Target group(s)	Description of activities	Funding (please state if national only, or national plus EU e.g. Return Fund)
REAG/GARP	Permanent return program (since 1979)	IOM Germany	<ul style="list-style-type: none"> ★ Asylum seekers ★ Recognized refugees ★ Foreigners with a humanitarian status, or on grounds of public international law ★ Victims of trafficking or forced prostitution 	<ul style="list-style-type: none"> ★ Pre-departure counselling ★ Transportation/ departure ★ Small financial assistance ★ In kind assistance 	<ul style="list-style-type: none"> ★ Federal Government ★ Federal States (16 Länder) ★ National EU return fund
Specific voluntary return programmes targeting particular categories of third-country national and particular activities					
Name	Duration	Implementing actor(s)	Target group(s)	Activities	Funding source
URA 2 (Kosovo)	January 2006 – December 2014*	Federal Office for Migration and Refugees	Former asylum seekers including families with underage children	<ul style="list-style-type: none"> ★ Social counselling ★ Reintegration assistance 	<ul style="list-style-type: none"> ★ Federal Government ★ Seven Federal States
Reintegration programmes targeting specific third countries					
North-Iraq (ARK)	October 2012 – September 2014*	IOM Germany/Iraq	Iraqi nationals returning to ARK	<ul style="list-style-type: none"> ★ Social counselling and assistance ★ Vocational trainings ★ Job placement 	<ul style="list-style-type: none"> ★ Federal Government ★ National EU return fund
RACOB	November 2012 – October 2014*	Fondation Franco Arménienne pour le Développement (FFAD)	Armenia	<ul style="list-style-type: none"> ★ Social counselling and assistance ★ Vocational trainings ★ Business start-up 	<ul style="list-style-type: none"> ★ Federal Government ★ National EU return fund

* Continuation planned

9.5 Cooperation initiatives

Germany participates in two EU-funded cooperation initiatives.

Table 9.7 Cooperation initiatives

Cooperation initiatives					
Name	Duration	actor(s); indicate who the lead partner is	Target group(s)	Activities	Funding (national and / or EU)
European Integrated Return Management Network (EURINT Network)	1 September 2013 – 1 September 2015	Repatriation and Departure Service (NL) is lead partner	EU officials dealing with operational return management	<p>To set up working groups in order to develop strategic policy on 8 countries of origin</p> <p>To carry out Joint Return Operations, task forces in selected countries of origin (= b-list)</p> <p>To share operational knowledge on return management and organise seminars</p>	EU-funded
European Reintegration Instrument (ERI) European Reintegration Network (ERIN)	June 2012 – February 2014 June 2014 – May 2016	Repatriation and Departure Service (NL) is the lead partner	<p>Both asylum seekers and non-asylum seekers are eligible.</p> <p>Both voluntary and non-voluntary returnees are eligible</p> <p>Target countries: Afghanistan, Iran, Iraq, Nigeria, Russia, Pakistan</p>	Providing counselling, referral and return and reintegration assistance	EU-funded

10. Country Factsheet Greece

Updated [04/08/2014]

10.1 REG contact point details

Table 10.1 REG contact point details

Institution	Hellenic Police HQs/Aliens and Protection of Borders Branch /Aliens Directorate of Attica
Contact person	Kalomoiris Panagiotis
e-mail address	kalomoirisp@gmail.com

Institution	Main focus
IOM Greece	<ol style="list-style-type: none"> 1. Assisted Voluntary Return and Reintegration for TCN (EU Return Fund) 2. Assisted Voluntary Return and Reintegration (UK Home Office) 3. Addressing the needs of UAM in Greece (European Union)
Hellenic Police HQs/Aliens and Protection of Borders Branch	General voluntary return schemes

10.2 Actors in the return procedure

Table 10.2 State authorities responsible for return policy

Actors	
Authority responsible for overall return policy	Hellenic Police HQs/Branch of Aliens and Borders Security
Authority responsible for the imposition of return decisions	Relevant regional Hellenic Police Aliens Offices in whose territory the apprehension of an irregular migrant takes place.
The authority responsible for executing return decisions (forced return)	<ul style="list-style-type: none"> - Repatriation Department of Aliens Directorate of Attica - The passport control agencies
The implementing authorities of voluntary return programmes	<ul style="list-style-type: none"> - Repatriation Department of Aliens Directorate of Attica - Aliens Directorate of Thessaloniki

Table 10.3 Implementing partners of voluntary return and reintegration programmes at national level (NGOs/IOs) (not exhaustive)

10.3 Facts and figures

Table 10.4 below provides an overview of the number of third-country nationals ordered to leave Greece each year as well as the number returned per year (Eurostat). The number of persons ordered to leave has decreased from 126,140 in 2009 to 42,800 in 2013. During the same period, the number of third-country nationals returned also decreased from 62,800 in 2009 to 26,200 in 2013. The number of TCNs returned was the lowest in 2011 when 10,585 third-country nationals were returned. When looking at the EU in total, in 2013, Greece returned 11.6% of the total number of persons returned in the EU, which represents 6.09% of the total number of third-country nationals ordered to leave in 2013.

Table 10.4 Third-country nationals ordered to leave and returned for the years 2009-2013 (in thousands)

	2009		2010		2011		2012		2013	
	MS	%EU	MS	%EU	MS	%EU	MS	%EU	MS	%EU
Ordered to leave	126,1	21.2	132,5	24.4	88,8	17.9	84,7	17.5	42,8	10
Returned	62,8	24.5	51,8	22.5	51,8	5.3	16,6	7.9	26,2	11.6

Source: Eurostat [migr_eiord] and [migr_eirtn] - Extracted on 25th July 2014

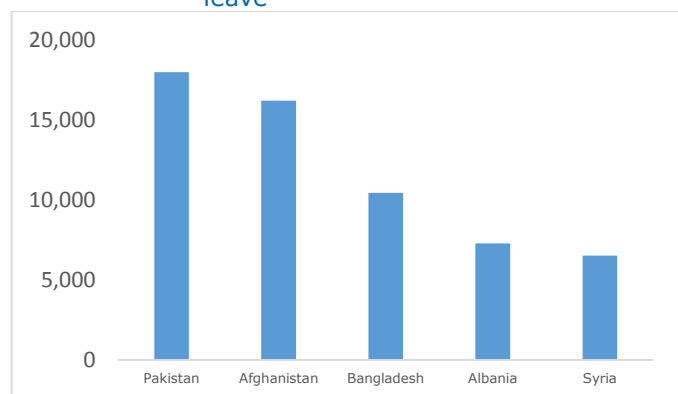
Table 10.5 Number of returns disaggregated by type of return for the years 2009-2013 (in thousands)

	2009	2010	2011	2012	2013
	MS	MS	MS	MS	MS
Forced Return	20.3	17.3	14.6	11.5	16.3
Assisted Voluntary Return	0	0.33	0.76	7.2	9.3
Voluntary Return	NA	NA	1.8	4.2	0.6

Source: Directorate of Migration and Border control of the Ministry of Public Order and Civil Protection and the IOM Athens.

Figure 10.1 below shows the **top-five nationalities of third-country nationals (TCNs) ordered to leave in 2012**. Most returnees are from **Pakistan**, followed by **Afghanistan** (16,230), **Bangladesh** (10,465), **Albania** (7,295) and **Syria** (6,535). The total number of TCNs with these nationalities (58,535) accounted for **more than one half** of the total number of TCNs issued an order to leave in 2012.

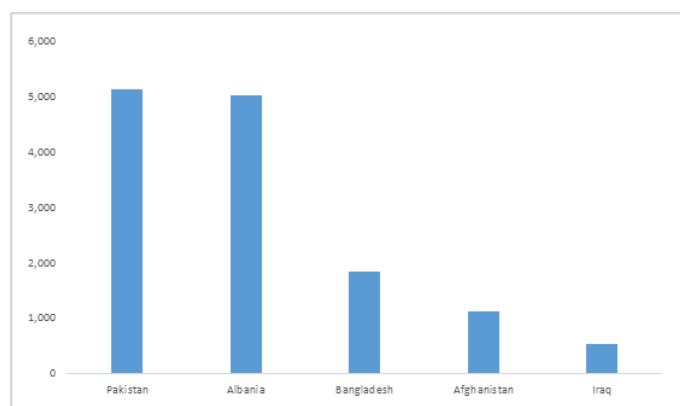
Figure 10.1 Top-5 nationalities of TCNs ordered to leave



Source: Eurostat [migr_eiord] - Extracted on 25th July 2014

Figure 10.2 below indicates the **top-five nationalities of TCNs returned in 2012**. Most TCNs are returned to **Pakistan** (5,135), **Albania** (5,010), **Bangladesh** (1,845), **Afghanistan** (1,110) and **Iraq** (530). The list of top-five nationalities ordered to leave corresponds to the list of the **top-five nationalities returned**. The total of the top-five nationalities of TCNs returned (13,630) represents **more than 80%** of the total number of enforced returns from Greece.

Figure 10.2 Top-5 nationalities of TCNs returned



Source: Eurostat [migr_eirtn] - Extracted on 25th July 2014

10.4 National assisted voluntary return programmes

The table below provides an overview of the different national assisted voluntary return programmes in place, divided by the following types of programmes:

- ★ General voluntary return programmes;
- ★ Specific voluntary return programmes targeting a particular category of third-country national or particular activities;
- ★ Specific reintegration assistance programmes targeting particular third countries.

Greece, however, does not implement any specific reintegration assistance programmes targeting particular third countries.

Table 10.6 Overview of national return and reintegration programmes

General voluntary return programmes					
Name	Duration	Implementing actor(s)	Target group(s)	Description of activities	Funding (national and/ or EU)
Voluntary Return Program of Hellenic Police	Annual	Repatriation Department of Aliens Directorate of Attica	All the irregular migrants	<p>Migrants who stay in Greece under no legal status and who wish to return voluntarily to their country follow the procedure described below:</p> <ul style="list-style-type: none"> - Presentation and deliver of declaration form for voluntary departure on free will and registration to the Program of Hellenic Police. - Deliver of valid travel document (passport, LP) on the day of presenting the declaration form. - Fingerprinting and checking of National Database and SCHENGEN system. - Issue of administrative return decision without detention. - Appointment with the returnee in order to accomplish the departure process. 	Action financed by the Return Fund (up to June 2015). Similar arrangements exist by the year 2022 from the Fund AMF. To that end already up and proposed by our Ministry in E. Committee planning for the years 2015-2022 for the breakdown by sector of the Asylum, Immigration and Integration Affairs. repatriation.
Assisted Voluntary Return and Reintegration Programme	1 July 2013 – 30 June 2014	IOM Greece	Irregular migrants, asylum seekers, rejected asylum seekers	<ul style="list-style-type: none"> ★ Pre-departure counselling ★ Reintegration ★ Assistance in kind for a limited number of beneficiaries ★ Small cash allowance 	EU Return Fund
Assisted Voluntary Return and Reintegration	28 January 2014 – 27 January 2016	IOM GREECE	Irregular migrants, asylum seekers, rejected asylum seekers	<ul style="list-style-type: none"> ★ Pre-departure counselling ★ Reintegration assistance in kind for a limited number of beneficiaries 	United Kingdom Returns and Reintegration Fund (UK Home Office)

Programme				★ Small cash allowance	
Specific voluntary return programmes targeting particular categories of third-country national and particular activities					
<i>Name</i>	<i>Duration</i>	<i>Implementing actor(s)</i>	<i>Target group(s)</i>	<i>Activities</i>	<i>Funding source</i>
Addressing the needs of UAM in Greece	1 January 2013 – 30 October 2014	IOM Greece	UAM and vulnerable groups (single parent families, medical cases, elderly, victims of trafficking)	★ family assessment ★ tailored reintegration assistance for all ★ small cash allowance	EU (co-funded by: Sweden, the Netherlands, Denmark, the U.K.)

10.5 Cooperation initiatives

Greece does not participate in any EU-funded cooperation initiatives.

Table 10.7 Cooperation initiatives

Cooperation initiatives					
<i>Name</i>	<i>Duration</i>	<i>actor(s); indicate who the lead partner is</i>	<i>Target group(s)</i>	<i>Activities</i>	<i>Funding (national and / or EU)</i>
N/A					

11. Country Factsheet Hungary

Updated [05/08 /2014]

11.1 REG contact point details

Table 11.1 REG contact point details

Institution	Ministry of Interior
Contact person	Katalin BERÉNYI
e-mail address	katalin.berenyi@bm.gov.hu

11.2 Actors in the return procedure

Table 11.2 State authorities responsible for return policy

Actor	
Authority responsible for overall return policy	Ministry of Interior
Authority responsible for the imposition of return decisions	Office of Immigration and Nationality; Police (aliens policing divisions)
The authority responsible for executing return decisions (forced return)	Office of Immigration and Nationality (in case of return by air) Police (in case of return by land)
The implementing authorities of voluntary return programmes, distinguishing between:	the Office of Immigration and Nationality.

Table 11.3 Implementing partners of voluntary return and reintegration programmes at national level (NGOs/IOs) (not exhaustive)

Institution	Main focus
IOM in Hungary	Organisation of AVRs, departure, transit and arrival assistance, reintegration counselling to TCNs, awareness-raising campaign
Menedék Association for Migrants	psycho-social and social assistance, re-integration preparatory training

11.3 Facts and figures

Table 11.4 below provides an overview of the number of persons ordered to leave Hungary each year as well as the number returned per year (Eurostat). The number of persons ordered to leave increased in 2012 (7,450) in comparison to from 2009 (4,850) and then subsequently decreased in 2013 (5,940). The number of third-country nationals returned also increased in 2012 (5,440) in comparison to 2009 (2,245) and then subsequently decreased in 2013 (4,395). When looking at the EU total, in 2013, Hungary returned 1.9% of the total number of third-country nationals returned in the EU, which represents 1.02% of the total number of persons ordered to leave in 2013.

Table 11.4 Third-country nationals ordered to leave and returned for the years 2009-2013 (in thousands) (Eurostat figures)

	2009		2010		2011		2012		2013	
	MS	%EU	MS	%EU	MS	%EU	MS	%EU	MS	%EU
Ordered to leave	4,9	0.82	5,5	1.02	6,9	1.41	7,5	1.54	5,9	1.53
Returned	2,2	0.1	2,5	1	4,6	2.3	5,4	2.6	4,4	2.5

Source: Eurostat [migr_eiord] and [migr_eirtn] - Extracted on 25th July 2014

Table 11.5 shows the number of returns disaggregated by type of return for the years 2009-2013. Each year, more third-country nationals were returned by assisted voluntary departure as opposed to forced return. The difference between the numbers returned by assisted voluntary departure as opposed to forced return was highest in 2010 and 2011.

Table 11.5 Number of returns disaggregated by type of return for the years 2009-2013 (in thousands)

	2009	2010	2011	2012	2013
	MS	MS	MS	MS	MS
Forced Return	252	149	154	293	350
Voluntary Departure	249	209	237	242	399
Assisted Voluntary Departure	291	426	350	415	353

Figure 11.1 below shows the **top-five nationalities of third-country nationals (TCNs) ordered to leave in 2013**. Most returnees are from Kosovo, followed by **Pakistan** (665), **Serbia** (645), **Ukraine** (355) and **Albania** (205). The total number of TCNs with these nationalities (3,655) accounted for **more than half** of the total of TCNs issued an order to leave in 2013.

Figure 11.1 Top-five nationalities of TCNs ordered to leave

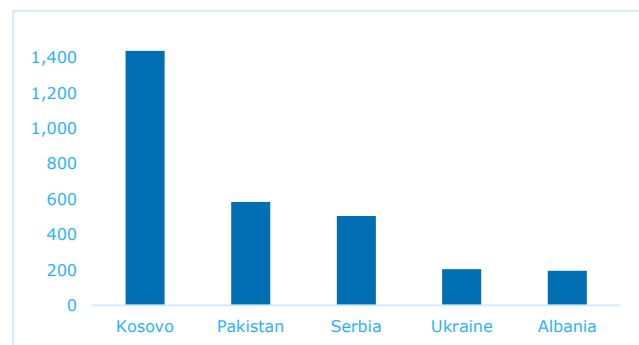


Source: Eurostat [migr_eiord] - Extracted on 25th July 2014

Figure 11.2 below indicates the **top-five nationalities of TCNs returned in 2013**. Most TCNs are returned to **Kosovo** followed by **Pakistan** (585) **Serbia** (505), **Ukraine** (205) and **Albania** (195). The total of the top-five nationalities of TCNs ordered to return (2,930)

represents **more than half** of the total number of third-country nationals returned from Hungary.

Figure 11.2 Top-five nationalities of TCNs returned



Source: Eurostat [migr_eirtn] - Extracted on 25th July 2014

11.4 National assisted voluntary return programmes

The table below provides an overview of the different national assisted voluntary return programmes in place, divided by the following types of programmes:

- General voluntary return programmes;
- Specific voluntary return programmes targeting a
 - ★ particular category of third-country national or
 - ★ particular activities;
 - ★ Specific reintegration assistance programmes targeting
 - ★ Particular third countries.

Table 11.6 Overview of national return and reintegration programmes

General voluntary return programmes					
Name	Duration	Implementing actor(s)	Target group(s)	Description of activities	Funding (national and/ or EU)
Hungarian Assisted Voluntary Return and Reintegration Programme	1 January 2013 – 30 April 2014	IOM Hungary (dbagameri@iom.int) Office of Immigration and Nationality(jogi@bah.b-m.hu)	all third-country nationals who do not or no longer fulfil the conditions for entry and/or stay in Hungary	<ul style="list-style-type: none"> ★ pre-departure and post arrival information and counselling ★ in kind assistance ★ small financial assistance 	Return Fund
Voluntary Return and Reintegration Programme for Migrants	1 May 2014 – 30 June 2015	IOM Hungary (dbagameri@iom.int) Office of Immigration and Nationality(jogi@bah.b-m.hu)	all third-country nationals who do not or no longer fulfil the conditions for entry and/or stay in Hungary	<ul style="list-style-type: none"> ★ pre-departure and post arrival information and counselling ★ in kind assistance ★ small financial assistance 	Return Fund
Specific voluntary return programmes targeting particular categories of third-country national and particular activities					
Name	Duration	Implementing actor(s)	Target group(s)	Activities	Funding (national and / or EU)
N/A					
Reintegration programmes targeting specific third countries					
Name	Duration	Implementing actor(s)	Target group(s)	Activities	Funding (national and / or EU)
Complex Reintegration Assistance for Kosovars	1 January 2014 – 30 June 2015	IOM Hungary Office of Immigration and Nationality	Kosovars who do not or no longer fulfil the conditions for entry and/or stay in Hungary	<ul style="list-style-type: none"> ★ information and counselling ★ in kind assistance 	Return Fund

11.5 Cooperation initiatives

Hungary participates in two EU-funded cooperation initiatives.

Table 11.7 Cooperation initiatives

Cooperation initiatives					
Name	Duration	actor(s); indicate who the lead partner is	Target group(s)	Activities	Funding (national and / or EU)
European Integrated Return Management Network (EURINT Network)	1 September 2013 – 31 August 2015	<p>★ Office for Immigration and Nationality;</p> <p>Repatriation and Departure Service (NL) is the lead partner</p>	EU MS officials dealing with operational return management	<p>★ Participate in working groups in order to develop strategic policy on 8 countries of origin</p> <p>★ To carry out Joint Return Operations, task forces in selected countries of origin (= b-list)</p> <p>★ To share operational knowledge on return management and organise seminars</p>	Return Fund-Community Actions
Forced Return Monitoring (FReM)	September 2013 – August 2015	<p>★ Ministry of Interior in close cooperation with the Office of the Prosecutor General</p> <p>International Centre for Migration Policy Development (ICMPD) is the lead partner</p>	EU MS officials dealing with forced return monitoring	<p>★ Design of the European pool of Forced Return Monitors</p> <p>★ Development of Guidelines and Monitoring Tools</p> <p>★ Selection of Monitors</p> <p>★ Development of FReM Training Manual and Implementation of a Training</p> <p>★ Pilot Monitoring Operations</p>	Return Fund-Community Actions

12. Country Factsheet Italy

Updated [05/08/2014]

12.1 REG contact point details

Table 12.1 REG contact point details

Institution	Ministero dell'Interno - Dipartimento per le Libertà civili e l'Immigrazione - Direzione centrale per i servizi civili per l'immigrazione e l'asilo
Contact person	Martha Matscher
e-mail address	martha.matscher@interno.it

12.2 Actors in the return procedure

Table 12.2 State authorities responsible for return policy

Actors	
Authority responsible for overall return policy	Ministry of Interior - Department of Civil Liberties and Immigration - Central Directorate for Civil Services for Immigration and Asylum
Authority responsible for the imposition of return decisions	Ministry of Interior - Department of the Public Security Judges, in the case of criminal proceedings
The authority responsible for executing return decisions (forced return)	Police Headquarters
The implementing authorities of voluntary return programmes	Ministry of Interior, Department for Civil Liberties and Immigration, Central Directorate for civil services for immigration and asylum

Table 12.3 Implementing partners of voluntary return and reintegration programmes at national level (NGOs/IOs)

Institution	Main focus
Network RIRVA – <i>Rete Italiana per il Ritorno Volontario Assistito</i> (Italian Network for Assisted Voluntary Return), formed by:	
IR – <i>Idee in Rete – Consorzio nazionale</i>	Networking Consulenza diretta ai migranti attraverso il referral ai progetti di RVA
CIR – <i>Consorzio Italiano per i Rifugiati ONLUS</i>	
OXFAM Italia	
GEA – <i>Coop. sociale</i>	Favorire l'accesso alla misura ai migranti interessati
The RIRVA is also supported by:	
Fondazione ISMU	Consulenza, informazione, diffusione, orientamento
Ordine Assistenti Sociali	

12.3 Facts and figures

Table 12.4 below provides an overview of the number of persons ordered to leave Italy each year as well as the number returned per year (Eurostat). The number of third-country nationals ordered to leave significantly decreased from 53,440 in 2009 to 23,945 in 2013. In contrast, the number of persons returned increased from 5,315 in 2009 to 7,365 in 2012 and then decreased to 5,860 in 2013. When looking at the EU total, in 2013, Italy returned 2.5% of the total number of third-country nationals returned in the EU, which represents 1.51% of the total number of third country nationals ordered to leave in 2013.

Table 12.4 Third-country nationals ordered to leave and returned for the years 2009-2013 (in thousands) (Eurostat figures)

	2009		2010		2011		2012		2013	
	MS	% EU	MS	% EU	MS	% EU	MS	% EU	MS	% EU
Ordered to leave	53,4	8,9	46,9	8,7	29,5	5,9	29,3	6,1	23,9	5,6
Returned	5,3	2,1	4,8	2,2	6,2	3,1	7,3	3,5	5,8	2,5

Source: Eurostat [migr_eiord] and [migr_eirtn] - Extracted on 25th July 2014

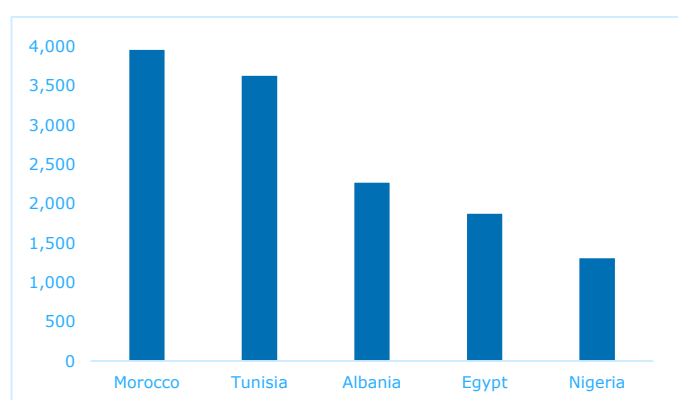
Table 12.5 shows the number of returns disaggregated by type of return for the years 2009-2013. The number of returns carried out by assisted voluntary departure increased from 162 in 2009 to 773 in 2012.

Table 12.5 Number of returns disaggregated by type of return for the years 2009-2013

	2009		2010		2011		2012		2013	
	MS	%EU	MS	%EU	MS	%EU	MS	%EU	MS	%EU
Forced Return	n.a.	n.a.	n.a.	n.a.	n.a.	n.a.	n.a.	n.a.	n.a.	n.a.
Voluntary Departure	n.a.	n.a.	n.a.	n.a.	n.a.	n.a.	n.a.	n.a.	n.a.	n.a.
Assisted Voluntary Departure	162		160		480		773	n.a.	n.a.	n.a.

Figure 12.1 below shows the **top-five nationalities of third-country nationals (TCNs) ordered to leave in 2013**. Most returnees are from **Morocco**, followed by **Tunisia** (3,625), **Albania** (2,265), **Egypt** (1,870) and **Nigeria** (1,305). The total number of TCNs with these nationalities accounted for **54.3%** of the total TCNs ordered to leave.

Figure 12.1 Top-5 nationalities of TCNs ordered to leave⁷

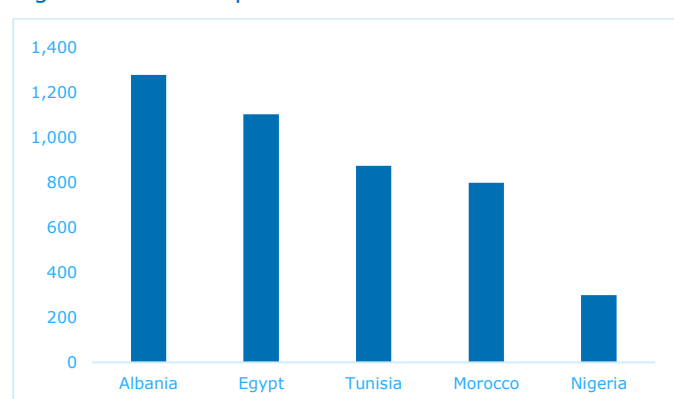


Source: Eurostat [migr_eiord] - Extracted on 25th July 2014

⁷http://appsso.eurostat.ec.europa.eu/nui/show.do?dataset=migr_eiord&lang=en

Figure 12.2 below shows the **top-five nationalities of TCNs returned in 2013**. Most returnees are from **Albania** (1,280), followed by **Egypt** (1,105), **Tunisia** (875), **Morocco** (800) and **Nigeria** (300). It shows that the top-five nationalities ordered to leave and the top-five nationalities returned are similar. The total of the top-five nationalities of TCNs returned (4,360) represents almost three-quarters of the total number of those returned. The effective returns carried out to **Albania** (with almost 54% of those ordered to leave actually returned to this country) may well be a result of the bilateral readmission agreement between Italy and Albania.

Figure 12.2 Top-5 nationalities of TCNs returned⁸



Source: Eurostat [migr_eirtn] - Extracted on 25th July 2014

12.4 National assisted voluntary return programmes

The table below provides an overview of the different national assisted voluntary return programmes in place, divided by the following types of programmes:

- ★ General voluntary return programmes;
- ★ Specific voluntary return programmes targeting a particular category of third-country national or particular activities;
- ★ Specific reintegration assistance programmes targeting particular third countries.

⁸http://appsso.eurostat.ec.europa.eu/nui/show.do?dataset=migr_eiord&lang=en

Table 12.6 Overview of national return and reintegration programmes

General voluntary return programmes					
Name	Duration	Implementing actor(s)	Target group(s)	Description of activities	Funding (national and / or EU)
PARTIR V	Last departures by 30.03.2015	IOM Rome	830 migrants from any Third Country residing in any Italian region. Priority: Vulnerable migrants	Pre-departure consulting, travel arrangements and purchase of the ticket, provision of €100 in cash (per person) before departure; reintegration assistance: up to € 1.100 allowance given in-kind (goods and services).	National and EU (Return Fund)
AUSILIUM	Last departures by 30.06.2015	IOM Rome	950 migrants from any Third Country residing in any Italian region. Priority: irregular migrants or to those at risk of irregular stay	Pre-departure consulting, travel arrangements and purchase of the ticket provision of €200 in cash (per person) before departure. Reintegration assistance will NOT be provided	National and EU (Return Fund)
Specific voluntary return programmes targeting particular categories of third-country national and particular activities					
Name	Duration	Implementing actor(s)	Target group(s)	Activities	Funding (national and / or EU)
N/A⁹					
Reintegration programmes targeting specific third countries					
Name	Duration	Implementing actor(s)	Target group(s)	Activities	Funding (national and / or EU)
RETURN REINTEGRATION	Last departures by 30.03.2015	CIR - OXFAM Italy – CISP	40 + 80 Third country nationals from TUNISIA, GHANA, NIGER, ECUADOR and COLOMBIA, mainly residing either in Lombardy or Lazio. Nevertheless migrants residing in other regions can also apply for the programme Priority: vulnerable migrants holding a permit of stay about to expire and no	Counselling and drafting of reintegration schemes and possible professional training: travel arrangements and ticket purchase; provision of €400 in cash (per person) before departure. Reintegration assistance: up to €	National and EU (Return Fund)

⁹ Italy does not implement a specific return programme targeting a particular activity.

			longer renewable, and irregular migrants	1,100 allowance given in-kind (goods and services)	
BACK TO FUTURE	Last departures by 30.04.2014	XENAGOS FOUNDATION in partnership with CONNECTING PEOPLE	81 third country nationals from TUNISIA, residing mainly in Piedmont, Lazio and Sicily. Nevertheless also migrants residing in other regions can apply for the programme Eligible migrants: vulnerable migrants, asylum seekers, migrants holding a permit for international or humanitarian protection who waive their status, irregular stayers or those at risk of irregular stay	Return counselling, draft of reintegration schemes; travel arrangements and ticket purchase, provision of €400 in cash (per person) before departure, assistance in the realisation of the entrepreneurial projects in the country of origin thanks €1,100 allowance given in-kind (goods and services)	National and EU (Return Fund)

12.5 Cooperation initiatives

Table 12.7 Cooperation initiatives

Cooperation initiatives					
<i>Name</i>	<i>Duration</i>	<i>actor(s); indicate who the lead partner is</i>	<i>Target group(s)</i>	<i>Activities</i>	<i>Funding (national and / or EU)</i>
N/A¹⁰					

¹⁰ Italy does not participate in any EU-funded cooperation initiatives.

13. Country Factsheet Ireland

Updated [31/08/2014]

13.1 Return and reintegration experts' group (REG) Contact Point details

Table 13.1 below includes contact details of the return experts representing Ireland in the EMN Return and Reintegration Expert Group (REG).

Table 13.1 REG Contact Point details

Institution	Contact person	e-mail address
Dept Justice and Equality	Tom Doyle	tgdoyle@justice.ie

13.2 Actors in the return procedure

Table 13.2 below provides an overview of the state authorities responsible for return policy.

Table 13.2 State authorities responsible for return policy

	Actor
Authority responsible for overall return policy	Dept of Justice and Equality
Authority responsible for the imposition of return decisions	Dept of Justice and Equality
The authority responsible for executing return decisions (forced return)	Garda National Immigration Bureau (GNIB), Garda Siochana
The implementing authorities of voluntary return programmes,	Dept of Justice and Equality Service Provider: IOM, Ireland

Table 13.3 below provides an overview of the partners in charge of implementing voluntary return schemes and reintegration programmes at national level. The table lists examples of main partners, but does not aim to be exhaustive.

Table 13.3 Implementing partners of voluntary return and reintegration programmes at national level (NGOs/IOs)

Institution	Main focus
IOM, Ireland	Return/reintegration.

13.3 Facts and figures

Table 3.4 below provides an overview of the number of persons ordered to leave Ireland each year as well as the number of returns enforced per year (Eurostat).

Table 13.4 Third-country nationals ordered to leave and returned for the years 2009-2013 (in hundreds) (Eurostat figures).

	2009		2010		2011		2012		2013	
	MS	%E U	MS	%E U	MS	%E U	MS	%E U	MS	%E U
Ordered to leave	161 5	0.3	149 5	0.3	180 5	0.4	206 5	0.4	214 5	0.5
Returned	830	0.3	805	0.3	755	0.4	745	0.4	635	0.3

Source: Eurostat [migr_eiord] and [migr_eirtn] - Extracted on 25th July 2014

Table 13.5 below includes further information on the number of returns disaggregated by type of return.

Table 13.5 Number of returns disaggregated by type of return for the years 2009-2013.
Source: INIS

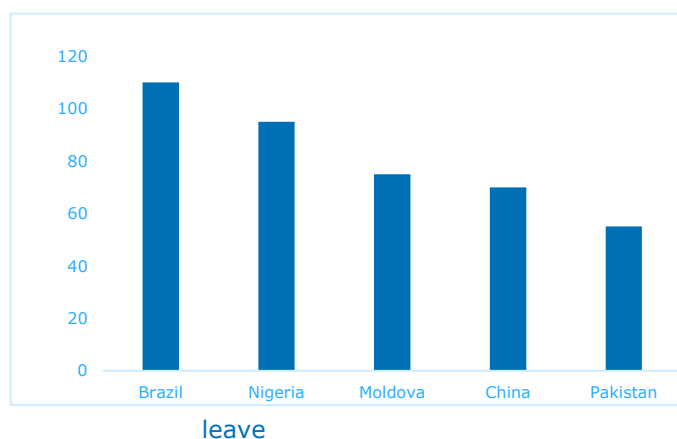
	2009	2010	2011	2012	2013
Forced Return	338	343	280	302	209
Voluntary Departure	135	85	73	90	86
Assisted Voluntary Departure	405	376	404	359	340

Table 13.6 below shows the top-five nationalities of third-country nationals (TCNs) ordered to leave in 2012.

Table 13.6 Top-5 nationalities of TCNs ordered to leave. Source: Eurostat

Nationality	Number of TCNs
China	645
Brazil	195
Pakistan	190
Georgia	120
Nigeria	115

Figure 13.1 Top-5 nationalities of TCNs ordered to

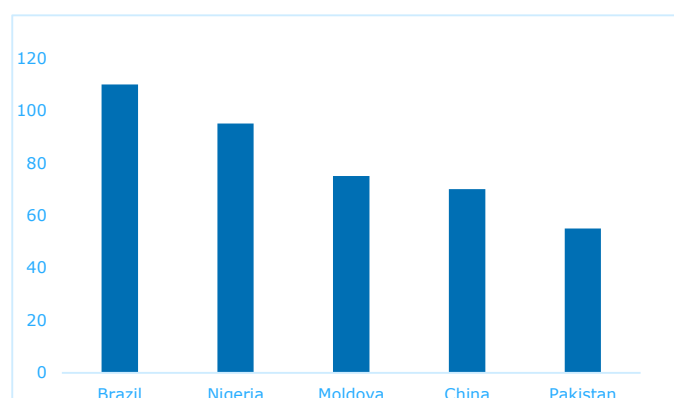


Source: Eurostat [migr_eirtn] - Extracted on 25th July 2014

Table 13.7 Top-5 nationalities of TCNs returned.
Source: Eurostat

Nationality	Number of TCNs
Brazil	110
Nigeria	95
Moldova	75
China (including Hong Kong)	70
Pakistan	55

Figure 13.2 Top-five nationalities of TCNs returned



Source: Eurostat [migr_eirtn] - Extracted on 25th July 2014

13.4 National assisted voluntary return programmes

The table below provides an overview of the different national assisted voluntary return programmes in place, divided by the following types of programmes:

- ★ General voluntary return programmes;
- ★ Specific voluntary return programmes targeting a particular category of third-country national or particular activities;
- ★ Specific reintegration assistance programmes targeting particular third countries.

Table 13.8 Overview of National Return and Reintegration Programmes

General Voluntary Return Programmes					
Name	Duration	Implementing actor(s) (+ details of contact person at relevant organisation)	Target group(s)	Description of activities	Funding (please state if national only, or national plus EU e.g Return Fund)
Voluntary Assisted Return and Re-Integration Programme (VARRP)	01/01/2014 to 31/12/2014	Dept of Justice and Equality Tom Doyle	Asylum Seekers	The projects will aim to contribute towards the sustainable return of asylum seekers and irregular migrant non-EEA nationals by offering assistance for their reintegration in their country of origin (or habitual residence) to assist their sustainable return.	Dept of Justice and Equality
Voluntary Assisted Return and Re-Integration Programme for Irregular Non EEA Nationals (IVARRP)	February 2013 to March 2014.		Non-EEA nationals		Dept of Justice and Equality and EU.
Specific Voluntary Return Programmes targeting particular categories of third-country national and particular activities					
Name	Duration	Implementing actor(s)	Target group(s)	Activities	Funding (national and / or EU)
N/A					
Reintegration Programmes targeting specific third countries					
Name	Duration	Implementing actor(s)	Target group(s)	Activities	Funding (national and / or EU)
N/A					

13.5 COOPERATION INITIATIVES

Ireland participates in EU-funded cooperation initiatives below.

Table 13.9 Cooperation initiatives

Cooperation Initiatives					
<i>Name</i>	<i>Duration</i>	<i>actor(s); indicate who the lead partner is</i>	<i>Target group(s)</i>	<i>Activities</i>	<i>Funding (national and / or EU)</i>
European Return Network Network) Integrated Management (EURINT)	1 September 2013 – 1 September 2015	Repatriation, Dept of Justice.	EU officials dealing with operational return management.	<p>To set up working groups in order to develop on 8 countries of origin.</p> <p>To carry out Joint Return Operations, task forces in selected countries of origin (= b-list).</p> <p>To share operational knowledge on return management and organise seminars.</p>	EU funded

14. Country Factsheet Latvia

Updated [08/08/2014]

14.1 REG contact point details

Table 14.1 REG contact point details

Institution	Office of Citizenship and Migration Affairs Latvian Contact Point of the European Migration Network
Contact person	
e-mail address	emn@pmlp.gov.lv

14.2 Actors in the return procedure

Table 14.2 State authorities responsible for return policy

Actors	
Authority responsible for overall return policy	Ministry of Interior
Authority responsible for the imposition of return decisions	State Border Guard, Office of Citizenship and Migration Affairs
The authority responsible for executing return decisions (forced return)	State Border Guard
The implementing authorities of voluntary return programmes	International Organisation for Migration

Table 14.3 Implementing partners of voluntary return and reintegration programmes at national level (NGOs/IOs) (not exhaustive)

Institution	Main focus
IOM	IOM in cooperation with State Border Guard

	and Office of Citizenship and Migration Affairs is the main implementing agency of Assisted voluntary return. One project is implemented both for voluntary return and re-integration; this project is used for all the possible target groups.
--	---

14.3 Facts and figures

Table 14.4 below provides an overview of the number of third-country nationals ordered to leave Latvia each year as well as the number of persons returned per year (Eurostat). The number of persons ordered to leave has increased almost tenfold from 220 in 2009 to 2,080 in 2013. Similarly the number of third-country nationals returned followed the same trend from 205 in 2009 to 2,070 in 2013. When looking at the EU total, in 2013, Latvia returned 0.9% of the total number of persons returned in the EU, which represents 0.48% of the total number of third country nationals ordered to leave in 2013.

Table 14.4 Third-country nationals ordered to leave and returned for the years 2009-2013 (in thousands)

	2009		2010		2011		2012		2013	
	LV	%EU	LV	%EU	LV	%EU	LV	%EU	LV	%EU
Ordered to leave	0.22	0.04	0.21	0.04	1.06	0.21	2.07	0.43	2.08	0.48
Returned	0.2	0.08	0.19	0.08	1.05	0.54	2.06	0.98	2.07	0.91

Source: Eurostat [migr_eiord] and [migr_eirtn] - Extracted on 25th July 2014

Table 14.5 below provides the number of returns, disaggregated by type of return. During 2009-2013, the number of third-country nationals returned via forced return decreased from 145 in 2009 to 33 in

2013, whilst the number of third-country nationals returned via assisted voluntary departure increased from 26 in 2009 to 82 in 2013.

Table 14.5 Number of returns disaggregated by type of return for the years 2009-2013 (in person)

	2009	2010	2011	2012	2013
	LV %EU	LV	LV	LV	LV
Forced Return*	145	94	54	54	33
Voluntary Departure**	69	104	1004	2010	2047
Assisted Voluntary Departure***	26	39	73	89	82

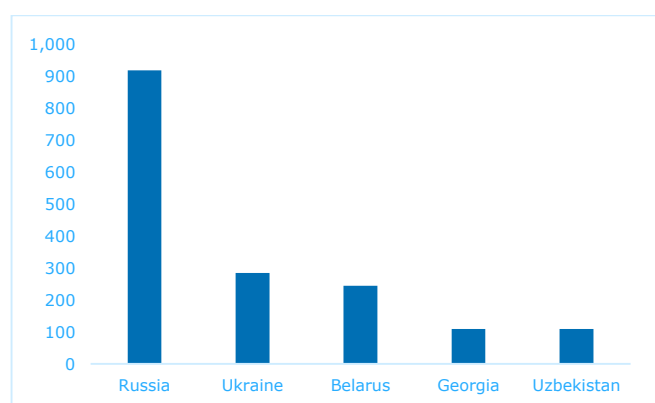
* Data of State Border Guard

** Data of the Office of Citizenship and Migration Affairs. This data include also assisted voluntary departure.

*** Data of IOM Riga Office

Figure 14.1 below shows **the top-five nationalities of third-country nationals (TCNs) ordered to leave in 2013**. Most returnees are from **Russia**, followed by **Ukraine** (285), **Belarus** (245), **Georgia** (110) and **Uzbekistan** (110). The total number of TCNs with these nationalities (1,670) accounted for **more than three quarters** of the total TCNs issued an order to leave in 2013.

Figure 14.1 Top-five nationalities of TCNs ordered to leave (in person)

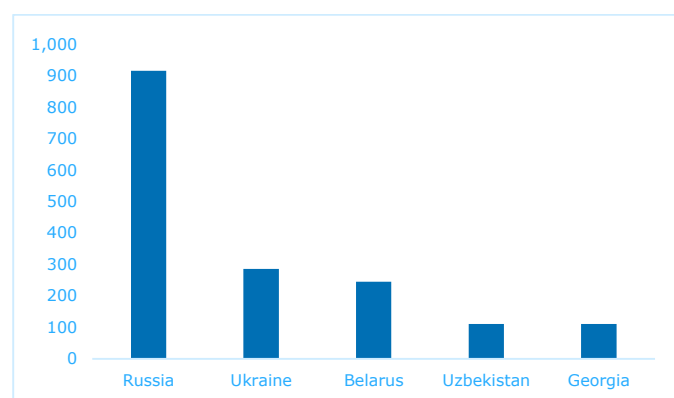


Source: Eurostat [migr_eiord] - Extracted on 25th July 2014

Figure 14.2 below indicates **the top-five nationalities of TCNs returned in 2013**. Most TCNs are returned to **Russia** (915), **Ukraine** (285), **Belarus** (245), **Uzbekistan** (110) and Georgia (110).

The top-five nationalities ordered to leave and the top-five nationalities of TCNs returned are similar. The total of the top-five nationalities of TCNs returned (1,665) represents **80.4%** of the total number of enforced returns from Latvia in 2013.

Figure 14.2 Top-five nationalities of TCNs returned (in person)



Source: Eurostat [migr_eirtn] - Extracted on 25th July 2014

14.4 National assisted voluntary return programmes

The table below provides an overview of the different national assisted voluntary return programmes in place, divided by the following types of programmes:

- ★ General voluntary return programmes;
- ★ Specific voluntary return programmes targeting a particular category of third-country national or particular activities;
- ★ Specific reintegration assistance programmes targeting particular third countries.

Table 14.6 Overview of national return and reintegration programmes

General voluntary return programmes					
Name	Duration	Implementing actor(s)	Target group(s)	Description of activities	Funding (national and/or EU)
Voluntary Return and Reintegration in Latvia, Stage V	May 2013 – June 2014	IOM Riga Office UN House, Pils 21 LV-1050 Riga, Latvia Tel.: +371 67503626, +371 67503627 E-mail: imezs@iom.int	All possible target groups	Assisted voluntary return and reintegration assistance, information dissemination, counselling.	National plus EU Return Fund.
Specific voluntary return programmes targeting particular categories of third-country national and particular activities					
Name	Duration	Implementing actor(s)	Target group(s)	Activities	Funding (national and / or EU)
N/A					
Reintegration programmes targeting specific third countries					
Name	Duration	Implementing actor(s)	Target group(s)	Activities	Funding (national and / or EU)
N/A¹¹					

¹¹ Not Applicable

14.5 Cooperation initiatives

Latvia participates in one EU-funded cooperation initiative.

Table 14.7 Cooperation initiatives

Cooperation initiatives					
<i>Name</i>	<i>Duration</i>	<i>actor(s); indicate who the lead partner is</i>	<i>Target group(s)</i>	<i>Activities</i>	<i>Funding (national and / or EU)</i>
The co-operation in the field of voluntary returns of aliens leaving the territory of the Republic of Latvia.	Signed on 2012 November 23.	State Border Guard and the International Organisation for Migration.	<ul style="list-style-type: none"> ★ Asylum seekers about whom a negative decision has been taken; ★ Illegal migrants. 	Cooperation in 3 stages: <ul style="list-style-type: none"> ★ Arrival stage; ★ Departure stage; ★ Reintegration stage. 	The cooperation within the available EU and national co-funding.

15. Country Factsheet Lithuania

Updated 05/08/2014

15.1 REG contact point details

Table 15.1 REG contact point details

Institution	IOM, Vilnius Office
Contact person	Viktorija Praneviciute
e-mail address	avr@iom.lt

15.2 Actors in the return procedure

Table 15.2 State authorities responsible for return policy

Actors	
Authority responsible for overall return policy	Ministry of Interior
Authority responsible for the imposition of return decisions	Migration Department, Border Guard Services, Migration Services (within Police Department)
The authority responsible for executing return decisions (forced return)	Border Guard Services, Police Department
The implementing authorities of voluntary return programmes	International Organization for Migration

Table 15.3 Implementing partners of voluntary return and reintegration programmes at national level (NGOs/IOs) (not exhaustive)

Institution	Main focus
IOM	Implementing AVRR programme

15.3 Facts and figures

Table 15.4 below provides an overview of the number of persons ordered to leave Lithuania each year as well as the number returned per year (Eurostat). The number of persons ordered to leave increased during 2009 (1,210) to 2012 (1,910) and subsequently slightly decreased in 2013 (1,770) in comparison to 2012. Similarly the number of third-country nationals returned increased from 925 in 2009 to 1,825 in 2012 and subsequently decreased in 2013 (1,665) in comparison to 2012. When looking at the EU total, in 2013, Lithuania returned 0.84% of the total number of persons returned in the EU. This represents 1.3% of the total number of third country nationals ordered to leave in 2013.

Table 15.4 Third-country nationals ordered to leave and returned for the years 2009-2013 (Eurostat figures)

	2009		2010		2011		2012		2013	
	MS	%E U	MS	%E U	MS	%E U	MS	%E U	MS	%E U
Ordered to leave	1210	0.20	1345	0.25	1765	0.36	1910	0.39	1770	0.46
Returned	925	0.37	1235	0.55	1655	0.85	1825	0.88	1665	0.97

Source: Eurostat [migr_eiord] and [migr_eirtn] - Extracted on 25th July 2014

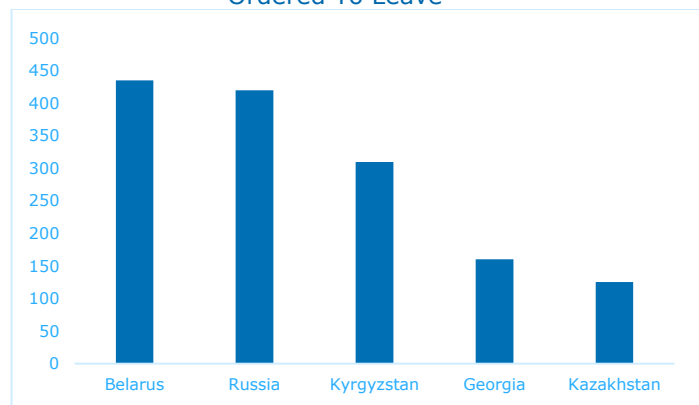
Table 15.5 below includes further information on the number of returns disaggregated by type of return. The number of forced returns sharply increased over last years. However the number of forced returns represents only 12 % of the total number of third-country nationals ordered to leave (2012). The number of assisted voluntary departure, provided by IOM Vilnius office, represents 3.4 % of the total number of third-country nationals ordered to leave from Lithuania in 2012.

Table 15.5 Number of returns disaggregated by type of return for the years 2009-2013

	2009	2010	2011	2012	2013
	MS	MS	MS	MS	MS
Forced Return	144	137	125	236	279
Voluntary Departure *					
Assisted Voluntary Departure	-	55	47	65	43

Figure 15.1 below shows the **top-five nationalities of third country nationals (TCNs) ordered to leave in 2013**. Most returnees are citizens from **Belarus** (435), followed by **Russia** (420), **Kyrgyzstan** (310), **Georgia** (160) and **Kazakhstan** (125). The total number of TCNs with these nationalities (1450) accounted for **more than 80%** of the total TCNs issued an order to leave in 2013.

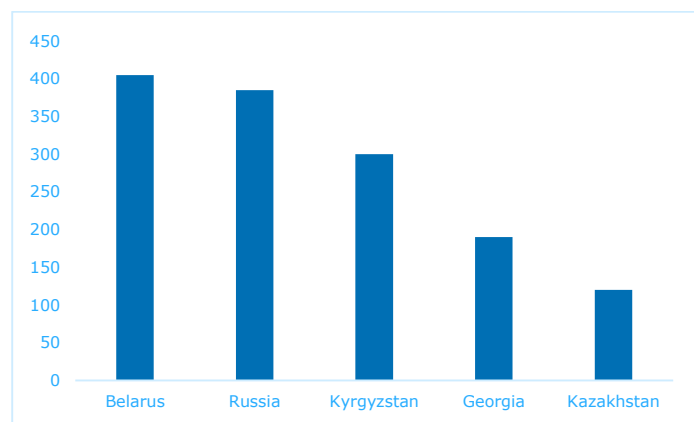
Figure 15.1 Top-Five Nationalities Of TCNs Ordered To Leave



Source: Eurostat [migr_eiord] - Extracted on 25th July 2014

Figure 15.2 below indicates the **top-five nationalities of TCNs returned in 2013**. Most TCNs are returned to **Belarus** (405) followed by **Russia** (385), **Kyrgyzstan** (300), **Georgia** (190) and **Kazakhstan** (120). The total of the top-five nationalities of TCNs ordered to leave corresponds neatly to the top-five nationalities returned. The total of the top-five nationalities of TCNs returned (1665) represents almost 85 % of the total number of enforced returns from Lithuania in 2013.

Figure 15.2 Top-five nationalities of TCNs returned



Source: Eurostat [migr_eirtn] - Extracted on 25th July 2014

15.4 National assisted voluntary return programmes

The table below provides an overview of the different national assisted voluntary return programmes in place, divided by the following types of programmes:

- ★ General voluntary return programmes;
- ★ Specific voluntary return programmes targeting a particular category of third-country national or particular activities;
- ★ Specific reintegration assistance programmes targeting particular third countries.

Table 15.6

Overview of national return and reintegration programmes

General voluntary return programmes					
Name	Duration	Implementing actor(s)	Target group(s)	Description of activities	Funding (national and/or EU)
Return Home V	1 July 2013 – 30 June 2014	International Organization for Migration, Vilnius Office	<ul style="list-style-type: none"> ★ Third country national who entered Lithuania legally but find themselves illegally present in Lithuania ★ Asylum seeker or vulnerable person, who entered Lithuania illegally or staying in Lithuania illegally, agrees to return voluntary with assistance of international or non-governmental organization. ★ Refugees / persons who have been granted other form of protection provided they withdraw their status. 	<ul style="list-style-type: none"> ★ Provision of AVR (counseling and pre departure assistance, assisting in voluntary return, transit and arrival assistance); ★ Dissemination of information on AVR, visibility campaign, production of a new AVRR web page; ★ Meetings with national stakeholders; ★ Informational seminars for target group; ★ Informational seminars for state border guards; ★ Bilateral / multilateral meetings with diplomatic missions of Country of Origin. 	European Return Fund and Ministry of Interior
Reintegration: a Future in Homeland II	1 July 2013 – 30 June 2014	International Organization for Migration, Vilnius Office	Those who returned voluntarily with IOM's assistance	<ul style="list-style-type: none"> ★ Counseling in host and return countries; ★ Reintegration activities, including to the vulnerable migrants; ★ Monitoring of reintegration cases; ★ production of video clip about reintegration assistance; ★ Study visits to Kazakhstan, Armenia and Azerbaijan in order to explore possible reintegration activities ★ Final conference on reintegration and its significance. 	European Return Fund and Ministry of Interior

Specific voluntary return programmes targeting particular categories of third-country national and particular activities					
<i>Name</i>	<i>Duration</i>	<i>Implementing actor(s)</i>	<i>Target group(s)</i>	<i>Activities</i>	<i>Funding (national and / or EU)</i>
Assisted voluntary return for vulnerable persons V	1 July 2013 – 30 June 2014	International Organization for Migration, Vilnius Office	Vulnerable persons	<ul style="list-style-type: none"> ★ Provision of AVR (counselling and pre departure assistance, assisting in voluntary return, transit and arrival assistance); ★ medical/social assistance upon request; ★ Trainings on unaccompanied minors' children and on the migration and health issues for practitioners involved in AVR. 	European Return Fund and Ministry of Interior
Reintegration programmes targeting specific third countries					
<i>Name</i>	<i>Duration</i>	<i>Implementing actor(s)</i>	<i>Target group(s)</i>	<i>Activities</i>	<i>Funding (national and / or EU)</i>
N/A					

15.5 Cooperation initiatives

Lithuania does not participate in any EU-funded cooperation initiatives.

Table 15.7 Cooperation initiatives

Cooperation initiatives					
<i>Name</i>	<i>Duration</i>	<i>actor(s); indicate who the lead partner is</i>	<i>Target group(s)</i>	<i>Activities</i>	<i>Funding (national and / or EU)</i>
N/A					

16. Country Factsheet Luxembourg

Updated [07/04/2014]

16.1 REG contact point details

Table 16.1 REG Contact Point details

Institution	Contact person	e-mail address
Directorate of Immigration (Return Department)	Jean-Marc Kirsch	jean-marc.kirsch@mae.etat.lu
Directorate of Immigration (Return Department)	Romain Modert	romain.modert@mae.etat.lu

16.2 Actors in the return procedure

Table 16.2 State authorities responsible for return policy

Actors	
Authority responsible for overall return policy	Ministry of Foreign and European Affairs
Authority responsible for the imposition of return decisions	Minister of Foreign and European Affairs through the Directorate of Immigration
The authority responsible for executing return decisions (forced return)	Return Department of the Directorate of Immigration; Judicial Police (PJ)
The implementing authorities of voluntary return programmes	Return Department of the Directorate of Immigration IOM as Service Provider

Table 16.3 Implementing partners of voluntary return and reintegration programmes at national level (NGOs/IOs) (not exhaustive)

Institution	Main focus
Return Department	-Serbia -FYROM -Albania -Montenegro -Bosnia and Herzegovina - Kosovo
International Office for Migration (IOM) (Country Office for Belgium and Luxembourg)	All other countries

16.3 Facts and figures

Table 16.4 below provides an overview of the number of third-country nationals ordered to leave *Luxembourg* each year as well as the number returned per year (Eurostat). The number of persons ordered to leave has increased from 185 in 2009 to 1,945 in 2012 and then decreased in 2013 to 1,015. The number of third-country nationals returned similarly significantly increased in 2012 (1,010) in comparison to 2009 (105) but subsequently decreased in 2013 in comparison to 2012 to 605. When looking at the EU total, in 2013, Luxembourg returned 2.6% of the total number of persons returned in the EU, which represents 0.14% of the total number of third country nationals ordered to leave in 2013.

Table 16.4 Third-country nationals ordered to leave and returned for the years 2009-2013 (in thousands)

	2009		2010		2011		2012		2013	
	MS	%EU	MS	%EU	MS	%EU	MS	%EU	MS	%EU
Ordered to leave	0,2	0,03	0,2	0,03	ND		1,9	0,4	1,0	0,2
Returned	0,1	0,04	0,07	0,03	0,3	0,02	1,0	0,5	0,6	0,3

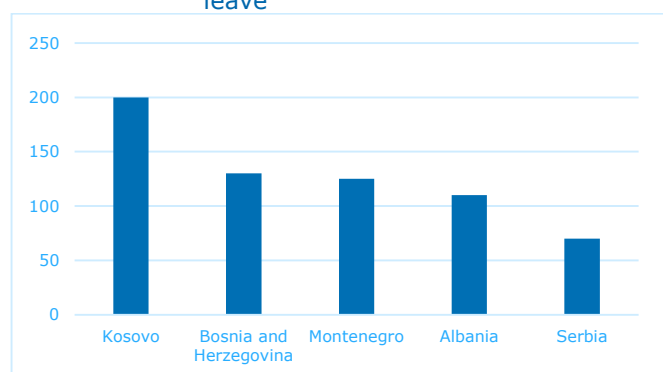
Table 16.5 Number of returns disaggregated by type of return for the years 2009-2013 (in thousands)

	2009	2010	2011	2012	2013
	MS	MS	MS	MS	MS
Forced Return	0,052	0,059	0,026	0,142	0,084
Voluntary Departure	0,155	0,143	0,556	1,563	0,595
Assisted Voluntary Departure	0,058	0,118	0,524	1,547	0,469

Source: Eurostat [migr_eiord] and [migr_eirtn] - Extracted on 25th July 2014

Figure 16.1 below shows the **top-five nationalities of third-country nationals (TCNs) ordered to leave in 2013**. Most returnees are from Kosovo, followed by **Bosnia and Herzegovina** (130), **Montenegro** (125), **Albania** (110) and **Serbia** (70). The total number of TCNs with these nationalities (635) accounted for **more than half** of the total TCNs issued an order to leave in 2013.

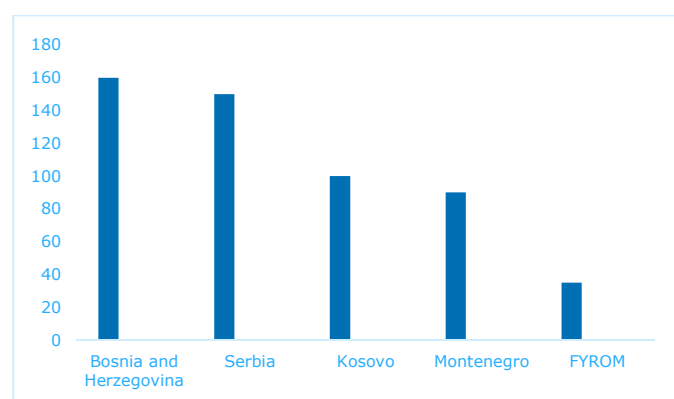
Figure 16.1 Top-5 nationalities of TCNs ordered to leave



Source: Eurostat [migr_eiord] - Extracted on 25th July 2014

Figure 16.2 below indicates the **top-five nationalities of TCNs returned in 2013**. Most TCNs are returned to **Bosnia and Herzegovina** (160), **Serbia** (150), **Kosovo** (100), **Montenegro** (90) and the former **Yugoslav Republic of Macedonia** (35). Overall there is a correspondence between the top-five nationalities ordered to leave and the top-five nationalities of TCNs returned, with only **Albania** and the former **Yugoslav Republic of Macedonia** appearing in only one list. The total of the top-five nationalities of TCNs returned (535) represents **88.4 %** of the total number of third-country nationals returned from Luxembourg in 2013.

Figure 16.2 Top-5 nationalities of TCNs returned



Source: Eurostat [migr_eirtn] - Extracted on 25th July 2014

16.4 National assisted voluntary return programmes

The table below provides an overview of the different national assisted voluntary return programmes in place, divided by the following types of programmes:

- ★ General voluntary return programmes;
- ★ Specific voluntary return programmes targeting a particular category of third-country national or particular activities;
- ★ Specific reintegration assistance programmes targeting particular third countries.

Table 16.6 Overview of national return and reintegration programmes

General voluntary return programmes					
Name	Duration	Implementing actor(s)	Target group(s)	Description of activities	Funding (national and/ or EU)
Agreement with IOM	1 January – 31 December 2014	IOM (Country Office for Belgium and Luxembourg)	Migrants who have decided to leave Luxembourg permanently	<ul style="list-style-type: none"> ★ Pre-departure counselling ★ In kind assistance ★ financial assistance 	75% is funded by the ERF and 25% by the national budget.
Specific Voluntary Return Programmes targeting particular categories of third-country national and particular activities					
N/A					
Reintegration Programmes targeting specific third countries					
N/A					

16.5 Cooperation initiatives

Luxembourg participates in 3 EU-funded cooperation initiatives.

Table 16.7 Cooperation initiatives

Cooperation initiatives					
Name	Duration	actor(s); indicate who the lead partner is	Target group(s)	Activities	Funding (national and / or EU)
European Integrated Return Management Network (EURINT Network)	1 September 2013 - 1 September 2015	Repatriation and Departure Service (NL) is lead partner	EU officials dealing with operational return management	<p>To set up working groups in order to develop strategic policy on 8 countries of origin</p> <p>To carry out Joint Return Operations, task forces in selected countries of origin (= b-list)</p> <p>To share operational knowledge on return management and organise seminars</p>	EU-funded
Common Support Initiative on Voluntary Return and Reintegration for an efficient management of Voluntary Return and Reintegration in Belgium and in the EU (CSI)	1 September 2013 - 31 December 2014	Fedasil (BE) is lead partner	Partnership officials dealing with operational return of voluntary returnees	<p>Maximize the potential of government-to-government concertation and co-operation in the development of voluntary return policy</p> <p>Collect, consolidate, analyse and exchange key information on AVR programs, projects and policies</p>	EU-funded
Forced Return Monitoring project (FReM)	September 2013 - August 2015	International Centre for Migration Policy Development (ICMPD) is lead partner	Representatives of return units in participating MS	Create a European pool of forced return monitors	EU-funded

17. Country Factsheet Malta

Updated [08//08/2014]

17.1 REG contact point details

Table 17.1 REG contact point details

Institution	Ministry for Home Affairs and National Security
Contact person	John Testa Julian Micallef
e-mail address	john.testa@gov.mt julian.r.micallef@gov.mt

17.2 Actors in the return procedure

Table 17.2 State authorities responsible for return policy

Actor	
Authority responsible for overall return policy	Ministry for Home Affairs and National Security
Authority responsible for the imposition of return decisions	Immigration Police
The authority responsible for executing return decisions (forced return)	Immigration Police
The implementing authorities of voluntary return programmes	Ministry for Home Affairs and National Security

Table 17.3 Implementing partners of voluntary return and reintegration programmes at national level (NGOs/IOs) (not exhaustive)

Institution	Main focus
IOM Malta	

17.3 Facts and figures

Table 17.4 below provides an overview of the number of third-country nationals ordered to leave Malta each year as well as the number returned per year (Eurostat). The number of persons ordered to leave has increased in 2013 (2,435) in comparison to 2009 (1,690). The number of third-country nationals returned shows a decreasing trend from 530 in 2009 to 460 in 2013, with the lowest number of third-country nationals returned in 2011 (160).

Table 17.4 Third-country nationals ordered to leave and returned for the years 2009-2013 (in thousands)

	2009		2010		2011		2012		2013	
	MS	%EU	MS	%EU	MS	%EU	MS	%EU	MS	%EU
Ordered to leave	1,7	0.28	2,5	0.05	1,7	0.35	2,3	0.46	2,4	0.57
Returned	0,5	0.2	0,3	0.1	0,2	0.08	0,6	0.27	0,5	0.03

Source: Eurostat [migr_eiord] and [migr_eirtn] - Extracted on 25th July 2014

Table 17.5 below provides the number of third-country nationals returned, disaggregated by type of return. Both the number of third-country nationals returned by force and those returned by assisted voluntary departure decreased during the period 2009-2013. The number of third-country nationals returned by force was each year higher than the number of third-country nationals returned via assisted voluntary departure.

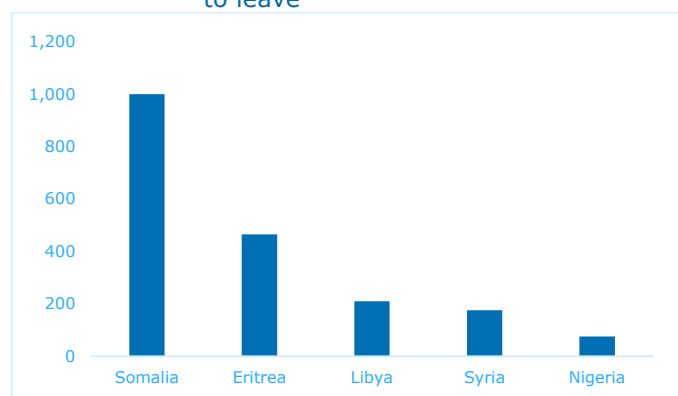
Table 17.5 Number of returns disaggregated by type of return for the years 2009-2013

	2009	2010	2011	2012	2013
	MS	MS	MS	MS	MS
Forced Return	382	231	128	266	73
Voluntary Departure					

	2009	2010	2011	2012	2013
	MS	MS	MS	MS	MS
Assisted Voluntary Departure	148	42	31	39	55

Figure 17.1 below shows the **top-five nationalities of third-country nationals (TCNs) ordered to leave in 2013**. Most returnees are from Somalia followed by **Eritrea** (465), **Libya** (210), **Syria** (175) and **Nigeria** (75). The total number of TCNs with these nationalities (1,925) accounted for **more than three quarters** of the total TCNs issued with an order to leave in 2013.

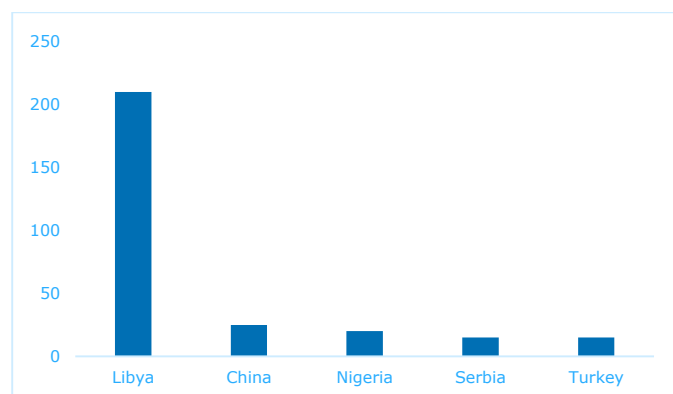
Figure 17.1 Top-five nationalities of TCNs ordered to leave



Source: Eurostat [migr_eiord] - Extracted on 25th July 2014

Figure 17.2 below indicates the **top-five nationalities of TCNs returned in 2013**. Most TCNs are returned to **Libya** (210), **China** (25), **Nigeria** (20), **Serbia** (15) and **Turkey** (15). There is a discrepancy between the top-five nationalities ordered to leave and the top-five nationalities of TCNs returned, with only **Libya** and **Nigeria** represented in both lists. The total of the top-five nationalities of TCNs returned (460) represents more than 60% of the total number of enforced returns from Malta in 2013.

Figure 17.2 Top-five nationalities of TCNs returned



Source: Eurostat [migr_eirtn] - Extracted on 25th July 2014

17.4 National assisted voluntary return programmes

The table below provides an overview of the different national assisted voluntary return programmes in place, divided by the following types of programmes:

- ★ General voluntary return programmes;
- ★ Specific voluntary return programmes targeting a particular category of third-country national or particular activities;
- ★ Specific reintegration assistance programmes targeting particular third countries.

Table 17.6 Overview of national return and reintegration programmes

General voluntary return programmes					
Name	Duration	Implementing actor(s)	Target group(s)	Description of activities	Funding (national and / or EU)
RESTART IV	July 2013 - June 2014	IOM Ministry for Home Affairs and National Security of Malta	Target group of up to 60 returnees over a twelve month period.	<p>Returnees will be offered assistance and reintegration packages tailored to their conditions, needs and prospects of reintegration.</p> <p>To support potential returnees' engagement in their return project implementation, ad hoc preparation sessions on business management are being carried out prior to departure in Malta. These will provide returnees with improved tools to set up and maintain productive activities.</p> <p>Prospective returnees may also opt for grants related to pre-return vocational training which would further their potential as well as serve to contribute in their country's development.</p> <p>IOM Malta and IOM in the countries of return will monitor and evaluate the AVRR process and success indicators with the aim of increasing the support to the target population.</p>	<p>Total Project Cost –</p> <p>Euro 448,028.60</p> <p>EU – 75% National – 23% IOM – 2%</p>
Specific voluntary return programmes targeting particular categories of third-country national and particular activities					
Name	Duration	Implementing actor(s)	Target group(s)	Activities	Funding (national and / or EU)
N/A					
Reintegration programmes targeting specific third countries					
Name	Duration	Implementing actor(s)	Target group(s)	Activities	Funding (national and / or EU)
N/A					

17.5 Cooperation initiative

Malta does not participate in any EU-funded cooperation initiatives.

Table 17.7 Cooperation initiatives

Cooperation initiatives					
<i>Name</i>	<i>Duration</i>	<i>actor(s); indicate who the lead partner is</i>	<i>Target group(s)</i>	<i>Activities</i>	<i>Funding (national and / or EU)</i>
N/A					

18. Country Factsheet the Netherlands

18.1 REG contact point details

Table 18.1 REG contact point details

Institution	Repatriation and Departure Service
Contact person	Lonneke Kapoen (co-chair) Po-Ling Ho
e-mail address	l.kapoen@dtv.minvenj.nl

18.2 Actors in the return procedure

Table 18.2 State authorities responsible for return policy

Actors	
Authority responsible for overall return policy	Ministry of Security and Justice (Minister for Migration, Justice and Security)
Authority responsible for the imposition of return decisions	Immigration and Naturalisation Service (IND), Aliens Police (VP) and the Royal Netherlands Marechaussee (KMar)
Authority responsible for executing return decisions (forced return)	Repatriation and Departure Service (DT&V)
Implementing authorities of voluntary return programmes	Repatriation and Departure Service (DT&V)

Table 18.3 Implementing partners of voluntary return and reintegration programmes at national level (NGOs; IO) (not exhaustive)

Institution	Main focus
IOM NL	IOM provides assistance to foreign nationals who want to depart voluntarily from the Netherlands.
Foundation Wereldwijd	Foundation Wereldwijd provides assistance to foreign nationals in order for them to start their own business in the country of origin by creating a business plan, attending practical training, and filling in a WereldTools crate with materials to be sent to the country of origin.
Bridge to Better Foundation	BtB assists foreign nationals in an honourable return to the country of origin by coaching, assisting, motivating, identifying their talents and qualities in order to provide perspectives after return.
SHIP Foundation	SHIP's goal is to provide a significant contribution to the departures of foreign migrants without a legal status in the Netherlands, by offering them a perspective on re-socialisation in the country of origin.

18.3 Facts and figures

Table 18.4 below provides an overview of the number of third-country nationals ordered to leave the Netherlands each year as well as the number returned per year (Eurostat). The number of persons ordered to leave decreased during 2009-2012 from 35,575 in 2009 to 27,265 in 2012, however, subsequently increased in 2013 (32,435). The number of third-country nationals returned peaked in 2010 (10,355) and subsequently decreased to 8,010 in 2013. When looking at the EU total, in 2013, the Netherlands returned 4% of the total number of persons returned in the EU, which represents 1.86% of the total number of third country nationals ordered to leave in 2013.

Table 18.4 Third-country nationals ordered to leave and returned for the years 2009-2013 (in thousands)

	2009		2010		2011		2012		2013	
	MS	%E U	MS	%E U	MS	%E U	MS	%E U	MS	%E U
Ordered to leave	35,6	5.9	29,9	5.5	29,5	6.00	27,3	5.6	32,4	7.5
Returned	9,0	3.6	10,4	4.6	9,5	4.9	9,6	4.7	8,0	4

Source: Eurostat [migr_eiord] and [migr_eirtn] - Extracted on 25th July 2014

Table 18.5 provides an overview of the number of third-country nationals returned during 2009-2013, disaggregated by type of return. The number of forced returns peaked in 2010 (approximately 8000) and subsequently decreased to approximately 4,900 in 2013. Similarly, the number of third-country nationals returned by assisted voluntary return also peaked in 2010, however, subsequently increased to 4,200 in 2011 and then decreased to 3,600 in 2013.

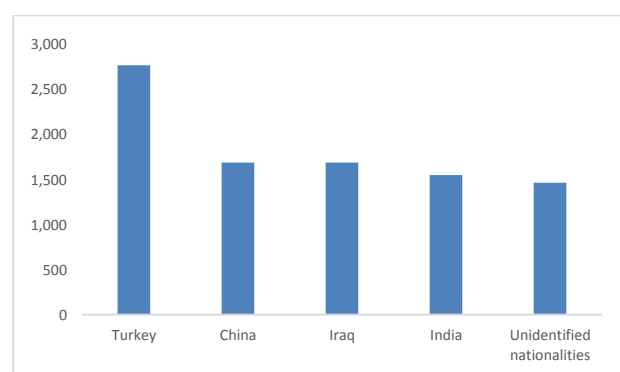
Table 18.5 Number of returns disaggregated by type of return for the years 2009-2013 (in thousands)

	2009	2010	2011	2012	2013
	MS	MS	MS	MS	MS
Forced Return	7,3	8,0	6,6	6,0	4,9
Voluntary departure	NA	NA	NA	NA	NA
Assisted Voluntary Departure¹²	3,1	3,8	4,2	4,1	3,6

Source: Immigration Process Report 2010 - 2014

Figure 18.1 below shows **the top-five nationalities of third-country nationals (TCNs) ordered to leave in 2013**. Most returnees are from Turkey, followed by **China** (1,690), **Iraq** (1,690), **India** (1,550) and **unidentified nationalities** (1,465). The total number of TCNs with these nationalities (32,435) accounted for **almost one third** of the total TCNs issued an order to leave in 2013.

Figure 18.1 Top-five nationalities of TCNs ordered to leave



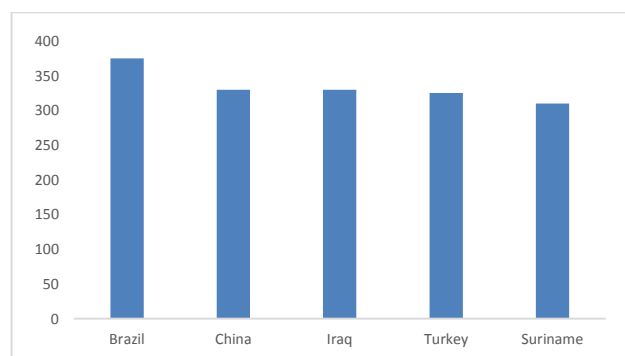
Source: Eurostat [migr_eiord] - Extracted on 25th July 2014

Figure 18.2 below indicates the **top-five nationalities of TCNs returned in 2013**. Most TCNs are returned to **Brazil** (375), **China** (330), **Iraq** (330), **Turkey** (325) and **Suriname** (310). A discrepancy exists between the top-five nationalities ordered to leave and the top-five nationalities of TCNs returned, with only **China**, **Iraq** and **Turkey** represented in both lists. The total of the top-five nationalities of TCNs returned

¹² In the Netherlands there is no distinction made between 'voluntary return' and 'assisted voluntary return'. All returnees who return voluntarily are assisted by either the Dutch government or by NGOs/ IGOs.

(1,670) represents **almost one quarter** of the total number of enforced returns from the Netherlands in 2013.

Figure 18.2 Top-five nationalities of TCNs returned



Source: Eurostat [migr_eirtn] - Extracted on 25th July 2014

18.4 National programmes

The table below provides an overview of the different national assisted voluntary return programmes in place, divided by the following types of programmes:

- ★ General voluntary return programmes;
- ★ Specific voluntary return programmes targeting a particular category of third-country national or particular activities;
- ★ Specific reintegration assistance programmes targeting particular third countries/ target groups.

Table 18.6 Overview of national return and reintegration programmes

General voluntary return programmes					
Name	Duration	Implementing actor(s)	Target group(s)	Description of activities	Funding (national and/ or EU)
REAN (Return and Emigration of Aliens from the Netherlands)	1 January – 31 December 2014	IOM Netherlands	Migrants who have decided to leave the NL permanently	<ul style="list-style-type: none"> ★ Pre-departure counselling ★ In kind assistance ★ Small financial assistance 	<ul style="list-style-type: none"> ★ National ★ EU (IOM may use the REAN subsidy as co-funding for RF-projects)
HRT (Return and Reintegration Regulation)	1 January – 30 November 2014	IOM Netherlands	(Former) asylum seekers	<ul style="list-style-type: none"> ★ REAN activities ★ Additional financial reintegration assistance 	<ul style="list-style-type: none"> ★ National
Specific voluntary return programmes targeting particular categories of third-country national and particular activities					
Name	Duration	Implementing actor(s)	Target group(s)	Activities	Funding (national and / or EU)
Sustainable Tailor-Made Return 2	1 May 2013 – 31 May 2014	Maatwerk bij Terugkeer/ Beyond Borders	Former asylum seekers, including families with underage children & UAMs	<ul style="list-style-type: none"> ★ Psychological counselling ★ Reintegration activities 	<ul style="list-style-type: none"> ★ National ★ EU
World Tools Plus	1 March 2014 – 30 June 2015	Foundation WereldWijd	Former asylum seekers	<ul style="list-style-type: none"> ★ Business start-up in CoO ★ Counselling 	<ul style="list-style-type: none"> ★ National ★ EU
AVR for Families with underage children	1 July 2013 – 30 June 2014	IOM Netherlands	Families with underage children	<ul style="list-style-type: none"> ★ Tailored family return and reintegration plan 	<ul style="list-style-type: none"> ★ National ★ EU
AVR Enhanced Reintegration Support 2	1 July 2013 – 30 September 2014	IOM Netherlands	(Former) asylum seekers	<ul style="list-style-type: none"> ★ Return and reintegration plan 	<ul style="list-style-type: none"> ★ National ★ EU

UAM (unaccompanied minors) 4	1 June 2012 – 30 September 2014	IOM Netherlands	(Former) unaccompanied minors	<ul style="list-style-type: none"> ★ family tracing ★ empowerment ★ training ★ tailored reintegration plan 	<ul style="list-style-type: none"> ★ National ★ EU
Plan B(etter) – A bridge to better	1 July 2013 – 30 June 2014	Bridge to Better Foundation	(Former) asylum seekers	<ul style="list-style-type: none"> ★ coaching, motivating 	<ul style="list-style-type: none"> ★ National ★ EU
Pilot North Africa and Middle East	1 October 2013 – 30 April 2014	SHIP Foundation	Migrants from North Africa and Middle East	<ul style="list-style-type: none"> ★ re-socialisation in CoO ★ housing, employment and social embedding 	<ul style="list-style-type: none"> ★ National ★ EU
ViceVersa 3.0	1 March 2014 – 28 February 2015	ROS Foundation	Former asylum seekers and undocumented migrants	<ul style="list-style-type: none"> ★ Return and reintegration plan 	<ul style="list-style-type: none"> ★ National ★ EU
Reintegration programmes targeting specific third countries					
<i>Name</i>	<i>Duration</i>	<i>Implementing actor(s)</i>	<i>Target group(s)</i>	<i>Activities</i>	<i>Funding (national and / or EU)</i>
PAA (Post Arrival Assistance) project Sierra Leone	1 January 2014 – 31 December 2014	Repatriation and Departure Service, R&DS (NL)	Migrants from Sierra Leone Both asylum seekers and non-asylum seekers Also forced returnees	<ul style="list-style-type: none"> ★ Counselling ★ Referral ★ reintegration assistance 	National
Post Arrival and Reintegration Assistance to Angolan Unaccompanied Minors returning from the NL (Mulemba project)	1 March 2013 – 31 May 2015	Repatriation and Departure Service, R&DS (NL)	Angolan UAMs, both asylum seekers and non-asylum seekers; also forced returnees	<ul style="list-style-type: none"> ★ reception in Mulemba facilities until the UAM has reached the age of 18 	National
Post Arrival and Reintegration Assistance of	1 Feb 2013 – 31 July 2014	Repatriation and Departure	Congolese UAMs Both asylum	<ul style="list-style-type: none"> ★ counselling ★ referral 	<ul style="list-style-type: none"> ★ National

Congolese unaccompanied minor asylum seekers from the NL (Don Bosco project)		Service, R&DS (NL)	seekers and non-asylum seekers Also forced returnees	★ reintegration assistance ★ reception at Don Bosco facilities until the UAM has reached the age of 18	
Post Arrival Assistance project Iraq	1 March 2014 – 31 December 2015	Repatriation and Departure Service, R&DS (NL)	Migrants from Iraq Both asylum seekers and non-asylum seekers are eligible Only forced returnees are eligible	★ counselling ★ referral ★ reintegration assistance	★ National ★ EU

18.5 Cooperation initiatives

The Netherlands participates in four EU-funded cooperation initiatives, two of which are led by the Netherlands.

Table 18.7 Cooperation initiatives

Cooperation initiatives					
Name	Duration	actor(s); indicate who the lead partner is	Target group(s)	Activities	Funding (national and / or EU)
European Return Network (EURINT Integrated Management Network)	1 September 2013 – 1 September 2015	Repatriation and Departure Service (NL) is lead partner	EU officials dealing with operational return management	To set up working groups in order to develop strategic policy on 8 countries of origin To carry out Joint Return Operations, task forces in selected countries of origin (= b-list) To share operational knowledge on return management and organise seminars	★ EU-funded ★ National

Cooperation initiatives					
European Re-integration Network (ERIN)	1 June 2014 – 1 June 2016	Repatriation and Departure Service (NL) is the lead partner	Migrants from Afghanistan, Iran, Iraq, Nigeria, Pakistan, Russian Federation and Somalia Both asylum seekers and non-asylum seekers are eligible. Both voluntary and non-voluntary returnees are eligible	Providing counselling, referral and return and reintegration assistance	★ EU-funded ★ National
Post Arrival Assistance Project Ukraine	1 January 2012 – 30 June 2014	Repatriation and Departure Service (NL) is the lead partner	Migrants from Ukraine Both asylum seekers and non-asylum seekers are eligible. Both voluntary and non-voluntary returnees are eligible	Providing counselling, referral and return and reintegration assistance	★ EU-funded ★ National
Targeted Initiative to Armenia	1 March 2014 – 31 December 2015	French Office for Immigration and Integration, OFII (FRA)	Migrants from Armenia Both asylum seekers and non-asylum seekers are eligible. Both voluntary and non-voluntary returnees are eligible	Providing counselling, referral and return and reintegration assistance	EU-funded
Post Arrival Assistance project Georgia (part of Mobility Partnership EU – Georgia)	1 April 2014 – mid 2017	IOM Tbilisi and ICMPD	Migrants from Georgia Both asylum seekers and non-asylum seekers are eligible Both voluntary and non-voluntary returnees are eligible	Providing counselling, referral and return and reintegration assistance	EU-funded

19. Country Factsheet Poland

Updated [08/08/2014]

19.1 REG contact point details

Table 19.1 REG contact point details

Institution	Contact person	e-mail address
Office for Foreigners	Dariusz Chomontowski	dariusz.chomontowski@udsc.gov.pl
IOM	Hanna Dobrzyńska	hdobrzynska@iom.int
Border Guard	Kinga Nawrozidis	kinga.nawrozidis@strazgraniczna.pl
Office for Foreigners	Ewa Poławska	Ewa.Polawska@udsc.gov.pl
Border Guard	Mariola Słomian	mariola.slomian@strazgraniczna.pl
Ministry of the Interior [PL EMN NCP]	Joanna Sosnowska	joanna.sosnowska@msw.gov.pl
Border Guard	Aleksander Ulański	aleksander.ulanski@strazgraniczna.pl

19.2 Actors in the return procedure

Table 19.2 State authorities responsible for return policy

Actor	
Authority responsible for overall return policy	Ministry of the Interior [Border Guard]
Authority responsible for the imposition of return decisions	Border Guard
The authority responsible for executing return decisions (forced return)	Border Guard

The implementing authorities of voluntary return programmes, distinguishing between:	Office for Foreigners [as a unique authority responsible], or Border Guard and Office for Foreigners in case of general voluntary return programme and additional projects co-financed by European funds
General voluntary return schemes	
Reintegration assistance programmes targeting particular third countries	Task realised within projects co-financed by European funds

Table 19.3 Implementing partners of voluntary return and reintegration programmes at national level (NGOs/IOs) (not exhaustive)

Institution	Main focus
The Rule of Law Institute	Capacity building; information provision and counseling
Helsinki Foundation for Human Rights	Legal assistance and counseling
International Organization for Migration [Office in Warsaw]	Organization of voluntary return of foreigners within the scope of general voluntary return programme; Capacity building; information provision; Legal assistance and counselling

19.3 Facts and figures

Table 19.4 below provides an overview of the number of third-country nationals ordered to leave Poland each year as well as the number returned per year (Eurostat). The number of persons ordered to leave decreased during 2009 (11,875) and 2012 (7,995) and then subsequently increased in 2013 (9,215) in comparison to 2012. The number of third-country

nationals returned shows an increasing trend in the period 2009 (6,945) and 2013 (8,465). When looking at the EU total, in 2013, Poland returned 4.3% of the total number of persons returned in the EU, which represents 2% of the total number of third country nationals ordered to leave in 2013.

Table 19.4 Third-country nationals ordered to leave and returned for the years 2009-2013 (in thousands)

	2009		2010		2011		2012		2013	
	PL	%EU	PL	%EU	PL	%EU	PL	%EU	PL	%EU
Ordered to leave	11,9	2	10,7	2	7,8	2	8,0	2	9,2	3
Returned	6,9	3	6,8	3	7,0	4	6,9	3	8,5	6

Source: Eurostat [migr_eiord] and [migr_eirtn] - Extracted on 25th July 2014

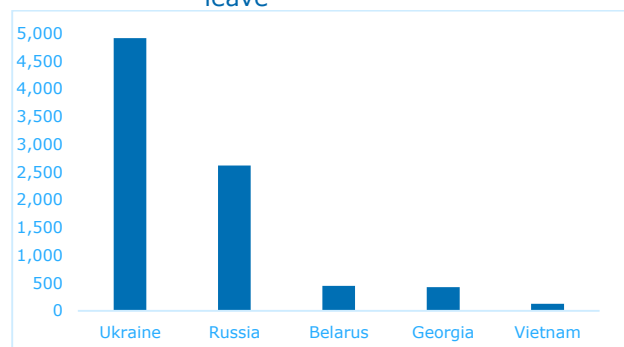
Table 19.5 provides an overview of the number of third-country nationals returned disaggregated by type of return.

Table 19.5 Number of returns disaggregated by type of return for the years 2009-2013

	2009		2010		2011		2012		2013	
	PL	%EU	PL	%EU	PL	%EU	PL	%EU	PL	%EU
Forced Return	573	n/a	508	n/a	625	n/a	512	n/a	1 223	n/a
Voluntary Departure	1 829	n/a	1 664	n/a	5 519	n/a	6 152	n/a	7 106	n/a
INCLUDING: Assisted Voluntary Departure	1 829	n/a	1 647	n/a	1 164	n/a	764	n/a	1 993	n/a

Figure 19.1 below shows **the top-five nationalities of third-country nationals (TCNs) ordered to leave in 2013**. Most returnees are from **Ukraine**, followed by **Russia** (2,620), **Belarus** (455), **Georgia** (430) and **Vietnam** (130). The total number of TCNs with these nationalities (8,550) accounted for **more than 90%** of the total TCNs issued an order to leave in 2013.

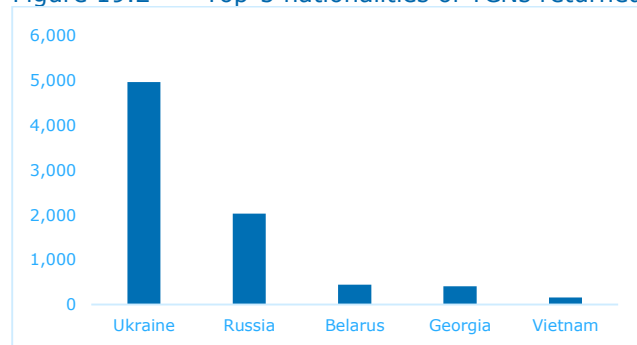
Figure 19.1 Top-5 nationalities of TCNs ordered to leave



Source: Eurostat [migr_eiord] - Extracted on 25th July 2014

Figure 19.2 below indicates **the top-five nationalities of TCNs returned in 2013**. Most TCNs are returned to **Ukraine** (4,970), **Russia** (2,030), **Belarus** (445), **Georgia** (405) and **Vietnam** (155). The top-five nationalities ordered to leave and the top-five nationalities of TCNs returned are similar. The total of the top-five nationalities of TCNs returned (8,005) represents **almost 95%** of the total number of third-country nationals returned from Poland in 2013.

Figure 19.2 Top-5 nationalities of TCNs returned



Source: Eurostat [migr_eirtn] - Extracted on 25th July 2014

19.4 National assisted voluntary return programmes

The table below provides an overview of the different national assisted voluntary return programmes in place, divided by the following types of programmes:

- ★ General voluntary return programmes;
- ★ Specific voluntary return programmes targeting a particular category of third-country national or particular activities;
- ★ Specific reintegration assistance programmes targeting particular third countries.

Table 19.6 Overview of national return and reintegration programmes

General voluntary return programmes					
Name	Duration	Implementing actor(s)	Target group(s)	Description of activities	Funding (national and/ or EU)
Programme: Programme of Voluntary Returns of Aliens Leaving the Territory of the Republic of Poland	Since 2005, under yearly accepted by the Minister of Interior Action Plan	Border Guard, Office for Foreigners and IOM	It aims to provide return to foreigners who: [1] applied for refugee status and whose application have been left without examination for formal reasons, as well as those who have been refused refugee status and have not been granted permission for tolerated stay in Poland; [2] applied for refugee status and the withdrew or did not pursue their claim; [3] applied for asylum and who have been refused asylum in Poland; [4] have been issued a decision which indicates an obligation to leave Poland; [5] were identified as victims of trafficking by an authority competent with respect to conduct procedure on combating trafficking in human beings	Assistance in voluntary return includes: [1] capacity building initiatives [2] information provision and counselling [3] preparation of a safe and humane and dignified return [4] provision of reintegration assistance and monitoring	Only state budget: Office for Foreigners and the Border Guards covers all expenditures of a foreigner
Programme: Assistance In Voluntary Return	Since 1 May 2014 the abovementioned programme will be also realised under new Act of 12 December 2013 on foreigners	Office for Foreigners	It aims to provide return to: foreigners, whose proceedings to be granted the refugee status is pending; foreigners, whose proceedings have been completed, provided notification to the Head of the Office for Foreigners of foreigner's intention to voluntarily return to the country of return [however the notification should be submitted no later than the deadline to which they are obliged to leave the territory of the Republic of Poland]; foreigners who have received decisions on granting subsidiary protection or tolerated stay, but no later than the date of eligibility to be granted social assistance and health care.	Assistance in voluntary return includes covering the costs of travel to the country of foreigner's choice, which agrees or is obliged to receive a foreigner. The Office also assists foreigners with obtaining necessary documents and helps them to reach their means of transport heading for their countries of return (especially vulnerable groups – numerous families, disabled persons), and covering the cost of meals and medical assistance when it is needed. However the assistance in voluntary return implemented by the Office for Foreigners does not provide for the possibility of reintegration assistance paid out to a foreigner in the country of return. This program is implemented by the Office for Foreigners on the annual basis and is fully financed by the state budget.	Only state budget: Office for Foreigners covers all expenditures of a foreigner

Project: Consultancy, Travel, Reintegration – Assistance in Voluntary Return from Poland. Phase II	1 December 2011 – December 2014.	This project is implemented by IOM in partnership with the Office for Foreigners	It aims to provide return and reintegration assistance to asylum seekers, who have decided to withdraw their application to be granted refugee status in Poland and asked the Office for Foreigners to organize assistance in return to the country of return. The measures performed take account of the particular situation and needs of persons requiring special approach – pregnant women, single parents with children, unaccompanied minors, the elderly, the disabled and the sick including those with mental health conditions.	The following measures are performed within the framework of the project: [1] disseminating information about voluntary return opportunities among the potential beneficiaries; [2] counselling on return issues; [3] gathering and providing reliable and credible information, needed to make a decision on voluntary return to foreigners eligible for participation in the programme; [4] providing assistance with obtaining valid travel documents; [5] arranging for return travel and providing reintegration assistance. The measures performed take account of the particular situation and needs of persons requiring special approach – pregnant women, single parents with children, unaccompanied minors, the elderly, the disabled and the sick including those with mental health conditions. Each returnee receives a benefit in cash to cover the costs of their basic needs (food, hygiene products, clothing etc.) in the first days upon return. The returning persons are also offered the opportunity to obtain additional reintegration assistance to be used for, among other things, starting and running business activity or pursuing education (including vocational trainings). Unaccompanied minors and persons requiring medical care in the country of origin are also provided with supplementary reintegration assistance.	Project is financed by the state budget [Office for Foreigners] and the European Return Fund.
Project: Assistance in Voluntary Return and Reintegration	1 December 2010 – 31 January 2014	This project is implemented by IOM in partnership with Border Guard Headquarters.	It aims to provide return and reintegration assistance to: unsuccessful asylum seekers, persons who have been issued the decision which indicates an obligation to leave Poland as well as individuals identified as victim of trafficking.	Potential beneficiaries are provided with pre-departure counselling on return opportunities, reliable and impartial information regarding present situation in their countries of origin, assistance in obtaining the necessary travel documents, organising the return travel including transit and/or reception assistance, and needs-tailored reintegration assistance in the country of return.	Project is financed by the state budget [Border Guard] and the European Return Fund.
Project: Assistance in Voluntary	1 March 2013 – 30 June 2015.	This project is implemented by IOM in	It aims to provide return and reintegration assistance to: unsuccessful asylum seekers, persons who have been	Potential beneficiaries are provided with pre-departure counselling on return opportunities, reliable and impartial information regarding	Project is financed by the state

Return and Reintegration. Phase II		partnership with Border Guard Headquarters.	issued the decision which indicates an obligation to leave Poland as well as individuals identified as victim of trafficking.	present situation in their countries of origin, assistance in obtaining the necessary travel documents, organising the return travel including transit and/or reception assistance, and needs-tailored reintegration assistance in the country of return.	budget [Border Guard] and the European Return Fund.
---	--	---	---	---	---

19.5 Cooperation initiative

Poland participates in several EU-funded cooperation initiatives listed below.

Table 19.7 Cooperation initiatives

Cooperation initiatives					
<i>Name</i>	<i>Duration</i>	<i>actor(s); indicate who the lead partner is</i>	<i>Target group(s)</i>	<i>Activities</i>	<i>Funding (national and / or EU)</i>
Support Reintegration of Georgian Returning Migrants and the Implementation of EU-Georgia Readmission Agreement	2012 [for 36 months]	Belgium, Czech Republic [leading country], Germany, France, the Netherlands, Poland, Romania, Sweden, IOM, Georgia	the Georgian population, both in Georgia and abroad	Capacity building; individual reintegration assistance, including Mobility Centre; information campaign, and promotion of a web site: www.informedmigration.ge	Co-funded by the European Commission
Supporting the Establishment of Effective Readmission Management in Armenia, Azerbaijan and Georgia	2013 [for 24 months]	The State Migration Service and Ministry of Foreign Affairs and Ministry of Labour and Social Protection of the Population of the Republic of Azerbaijan, the Citizens' Labour Rights Protection League and other relevant agencies and organizations, the Federal Immigration	Migrants from Armenia, Azerbaijan and Georgia as well as governmental bodies from those three South Caucasus States	Project aims to contribute to the establishment and development of an effective mechanism for the management of readmission in all three South Caucasus States. The project seeks to: [1] To assist in establishing effective case management systems of readmission; [2] To build capacity in Azerbaijan for the management of migrant accommodation centres; [3] To assist in building effective institutional mechanisms for reintegration of	Co-funded by the European Commission

Cooperation initiatives					
		Service of Belgium, the Repatriation and Departure Service of the Ministry of Security and Justice of the Netherlands and the Ministry of Interior of Poland [Border Guard], IOM		returned migrants [i.a. through creation of Reintegration Centres in those countries].	
Strengthening Armenia's Migration Management Capacities, with Special Focus on Reintegration Activities in the Framework of the EU-Armenia Mobility Partnership	22 March 2013 [for 36 months]	French Office for Immigration and Integration [OFII], with the participation of organizations and experts from Belgium, Bulgaria, the Czech Republic, France, Germany, the Netherlands, Poland and Romania	Armenia's Migration Management	The aim of the project is to strengthen Armenia's management capacities with a special focus on reintegration activities. To increase authorities and civil society capacity to actively support dignified sustainable return and reintegration of Armenians to homeland. To promote safe and legal migration and strengthen the positive impact of migration on Armenia's social development.	Co-funded by the European Commission
Annex 39 Schengen Handbook [Standard Form for Recognising a Return Decision for the Purposes of Transit by Land]	Since 2011	Ministry of the Interior [Border Guard], UE Member States [mainly CZ and DE]	Irregular migrants in transit	Facilitation of transit to the country of return through the territory of Poland	State budget

20. Country Factsheet Portugal

Updated [05/08/2014]

20.1 REG contact point details

Table 20.1 REG contact point details

Institution	SEF
Contact person	Elsa Seixas Pedro Dias
e-mail address	elsa.seixas@sef.pt pedro.dias@sef.pt

20.2 Actors in the return procedure

Table 20.2 State authorities responsible for return policy

Actor	
Authority responsible for overall return policy	Ministry of Interior
Authority responsible for the imposition of return decisions	SEF-Aliens and Borders Service
The authority responsible for executing return decisions (forced return)	SEF-Aliens and Borders Service
The implementing authorities of voluntary return programmes, distinguishing between:	General Voluntary Schemes: IOM – International Organization for Migrations Reintegration assistance programmes targeting particular third countries: IOM – International Organization for Migrations (included in the general programme activities)
General voluntary return schemes	
Specific schemes targeting particular categories of third country national/particular activities	
Reintegration assistance programmes targeting particular third countries	

Table 20.3 Implementing partners of voluntary return and reintegration programmes at national level (NGOs/IOs) (not exhaustive)

Institution	Main focus
National Centres for Migrant Support	Counselling, referral and dissemination
Local Centres for Migrant Support	Counselling, referral and dissemination
Border and Alien Services Local Delegations and Regional Directorates	Counselling and referral
Jesuit Refugee Service	Counselling, referral and dissemination
Setúbal Municipality	Counselling, referral and dissemination
John Paul II Shelter	Counselling, referral and dissemination
Funchal Secretariat for Migrations	Counselling, referral and dissemination
Communities Regional Directorate of Azores	Counselling, referral and dissemination
S. Cirilo Community Centre	Counselling, referral and dissemination

20.3 Facts and figures

Table 20.4 below provides an overview of the number of persons ordered to leave Portugal each year as well as the number returned per year (Eurostat). The number of persons ordered to leave decreased significantly from 10,295 in 2009 to 5,450 in 2013, whilst the number of third-country nationals returned remained relatively stable during 2009-2013. When looking at the EU total, in 2013, Portugal returned 0.57% of the total number of persons returned in the EU, which represents 0.26% of the total number of third country nationals ordered to leave in 2013.

Table 20.4 Third-country nationals ordered to leave and returned for the years 2009-2013 (in thousands)

	2009		2010		2011		2012		2013	
	MS	%EU	MS	%EU	MS	%EU	MS	%EU	MS	%EU
Ordered to leave	10,3	1.7	9,4	1.7	8,5	1.7	8,6	1.7	5,4	1.3
Returned	1,2	0.47	1.3	0.58	1.2	0.62	1.3	0.63	1.1	0.57

Source: Eurostat [migr_eiord] and [migr_eirtn] - Extracted on 25th July 2014

Table 20.5 provides an overview of the number of returns disaggregated by type of return for the years 2009-2013. The number of third-country nationals returned by force slowly decreased during this period, whereas the number of third-country nationals returned by assisted voluntary departure increased. Similarly, the number of third-country nationals that voluntarily departed (without the provision of any assistance) also increased during 2009-2013.

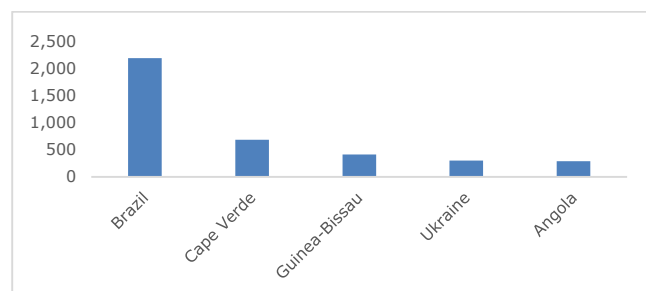
Table 20.5 Number of returns disaggregated by type of return for the years 2009-2013

	2009	2010	2011	2012	2013
	MS	MS	MS	MS	MS
Forced Return	554	540	467	499	363
Voluntary Departure	439	609	622	813	735
Assisted Voluntary Departure	381	562	594	753	692

Source:

Figure 20.1 below shows **the top-five nationalities of third-country nationals (TCNs) ordered to leave in 2013**. Most returnees are from Brazil followed by **Cape Verde** (680), **Guinea Bissau** (410), **Ukraine** (300) and **Angola** (285). The total number of TCNs with these nationalities (3,860) accounted for **more than 70%** of the total TCNs issued with an order to leave in 2013.

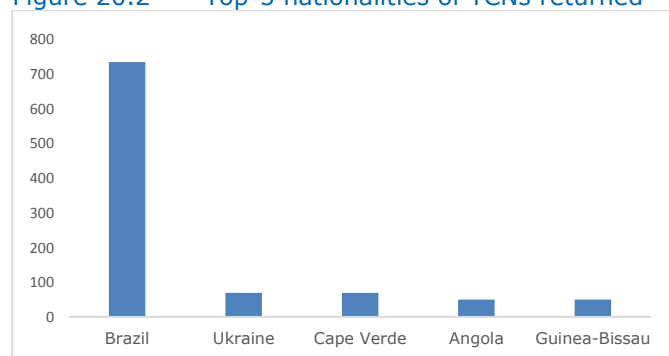
Figure 20.1 Top-5 nationalities of TCNs ordered to leave



Source: Eurostat [migr_eiord] - Extracted on 25th July 2014

Figure 20.2 below indicates the **top-five nationalities of TCNs returned in 2013**. Most TCNs are returned to **Brazil** (735), **Ukraine** (70), **Cape Verde** (70), **Angola** (50), and **Guinea Bissau** (50). The top-five nationalities returned corresponds to the top-five nationalities ordered to leave. The total of the top-five nationalities of TCNs returned (975) represents almost 86% of the total number of enforced returns from Portugal) in 2013.

Figure 20.2 Top-5 nationalities of TCNs returned



Source: Eurostat [migr_eirtn] - Extracted on 25th July 2014

20.4 National assisted voluntary return programmes

The table below provides an overview of the different national assisted voluntary return programmes in place, divided by the following types of programmes:

- ★ General voluntary return programmes;
- ★ Specific voluntary return programmes targeting a particular category of third-country national or particular activities;
- ★ Specific reintegration assistance programmes targeting particular third countries.

Table 20.6 Overview of national return and reintegration programme

General voluntary return programmes					
Name	Duration	Implementing actor(s)	Target group(s)	Description of activities	Funding (national and / or EU)
Assisted Voluntary Return and Reintegration Programme – ARVoRe IV	18 month (from January 2013 to June 2014)	International Organization for Migrations – AVRr focal point: Luís Carrasquinho	All third country nationals (regular or irregular in PT); EU nationals and their relatives excluded	<ul style="list-style-type: none"> ★ Pre-departure counselling; ★ Return assistance; ★ Reintegration assistance; ★ Financial assistance for reintegration purposes. 	Return fund (75%) + national (25 %)
Specific voluntary return programmes targeting particular categories of third-country national and particular activities					
Name	Duration	Implementing actor(s)	Target group(s)	Activities	Funding (national and / or EU)
N/A					
Reintegration programmes targeting specific third countries					
Name	Duration	Implementing actor(s)	Target group(s)	Activities	Funding (national and / or EU)
N/A					

20.5 Cooperation initiative

Portugal does not participate in any EU-funded cooperation initiatives

Table 20.7 Cooperation initiatives

Cooperation initiatives					
Name	Duration	actor(s); indicate who the lead partner is	Target group(s)	Activities	Funding (national and / or EU)
N/A					

21. Country Factsheet Romania

Updated [06/08/2014]

21.1 REG contact point details

Table 21.1 REG contact point details

Institution	
Contact person	N/A
e-mail address	N/A

21.2 Actors in the return procedure

Table 21.2 below provides an overview of the state authorities responsible for return policy.

Table 21.2 State authorities responsible for return policy

Actors	
Authority responsible for overall return policy	General Inspectorate for Immigration
Authority responsible for the imposition of return decisions	General Inspectorate for Immigration
The authority responsible for executing return decisions (forced return)	General Inspectorate for Immigration
The implementing authorities of voluntary return programmes	General Inspectorate for Immigration

Table 21.3 Implementing partners of voluntary return and reintegration programmes at national level (NGOs/IOs) (not exhaustive)

Institution	Main focus
IOM RO	GII RO

21.3 Facts and figures

Table 21.4 below provides an overview of the number of persons ordered to leave Romania each year as well as the number returned per year (Eurostat). The number of persons ordered to leave decreased between 2009 and 2013 from 5,125 in 2009 to 2,245 in 2013. Similarly, the number of third-country nationals returned also shows a decreasing trend from 4,670 in 2009 to 2,235 in 2013. When looking at the EU total, in 2013, Romania returned 1.13% of the total number of persons returned in the EU, which represents 0.51% of the total number of third country nationals ordered to leave in 2013.

Table 21.4 Third-country nationals ordered to leave and returned for the years 2009-2013 (in thousands) (Eurostat figures)

	2009		2010		2011		2012		2013	
	MS	%EU	MS	%EU	MS	%EU	MS	%EU	MS	%EU
Ordered to leave	5,1	0,86	3,4	0,63	3,1	0,63	3,0	0,62	2,2	0,52
Returned	4,7	1,82	3,0	1,31	2,9	1,45	2,9	1,38	2,2	1,13

Source: Eurostat [migr_eiord] and [migr_eirtn] - Extracted on 25th July 2014

Table 21.5 below provides an overview of the number of third-country nationals returned, disaggregated by type of return. By large, most third-country nationals depart voluntarily without the provision of assistance.

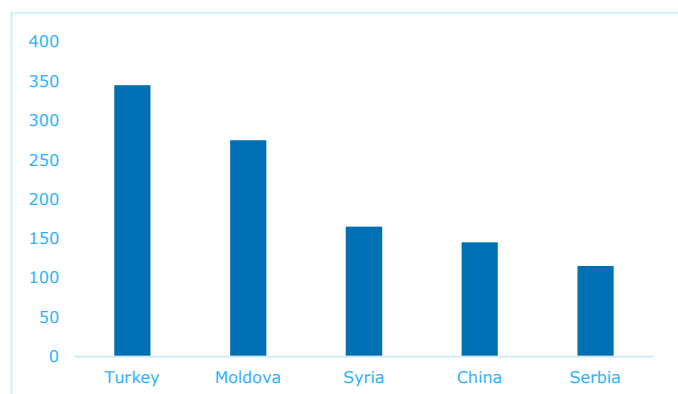
Table 21.5 Number of returns disaggregated by type of return for the years 2009-2013

	2009	2010	2011	2012	2013
	MS	MS	MS	MS	MS
Forced Return	378	333	413	708	305
Voluntary departure	4219	2632	2305	1870	1717
Assisted Voluntary departure	74	51	155	311	212

Source: General Inspectorate for Immigration

Figure 21.1 below shows the **top-five nationalities of third-country nationals (TCNs) ordered to leave in 2013**. Most returnees are from Turkey, followed by **Moldova** (275), **Syria** (165), **China** (145) and **Serbia** (115). The total number of TCNs with these nationalities (1,045) accounted for **almost half** of the total TCNs issued an order to leave in 2013.

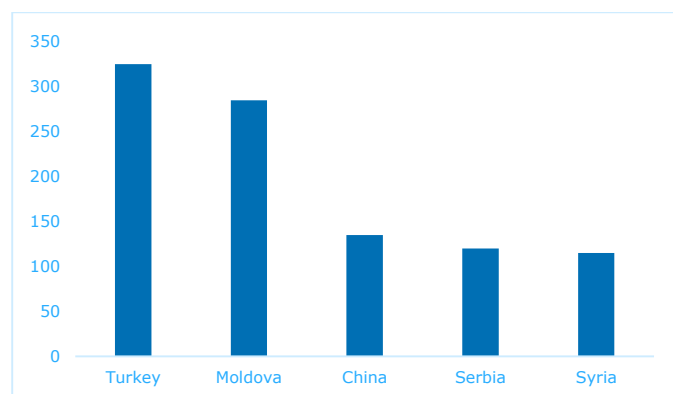
Figure 21.1 top-five nationalities of TCNs ordered to leave



Source: Eurostat [migr_eiord] - Extracted on 25th July 2014

Figure 21.2 below indicates the **top-five nationalities of TCNs returned in 2013**. Most TCNs are returned to **Turkey** (325), **Moldova** (285), **China** (135), **Serbia** (120), and **Syria** (115). The top-five nationalities ordered to leave corresponds to the top-five nationalities of TCNs returned. The total of the top-five nationalities of TCNs returned (980) represents 44% of the total number of enforced returns from Romania in 2013.

Figure 21.2 Top-five nationalities of TCNs returned



Source: Eurostat [migr_eirtn] - Extracted on 25th July 2014

21.4 National assisted voluntary return programmes

The table below provides an overview of the different national assisted voluntary return programmes in place, divided by the following types of programmes:

- ★ General voluntary return programmes;
- ★ Specific voluntary return programmes targeting a particular category of third-country national or particular activities;
- ★ Specific reintegration assistance programmes targeting particular third countries.

Table 21.6 Overview of national return and reintegration programmes

General voluntary return programmes					
Name	Duration	Implementing actor(s)	Target group(s)	Description of activities	Funding (national and/ or EU)
Support for Voluntary repatriation and reintegration Programs (RVAR)	01 July 2012 – 30 June 2015 3 phases: 01 July 2012 – 30 June 2013 01 July 2013 – 30 June 2014 01 July 2014 – 30 June 2015	IOM Romania	Immigrants who decided to leave Romania permanently	<ul style="list-style-type: none"> ★ Counselling activities in assisted voluntary repatriation for migrants; ★ Small financial assistance; ★ Transport and accommodation for migrants; ★ Assistance in the country of origin. 	EU and national
Specific voluntary return programmes targeting particular categories of third-country national and particular activities					
Name	Duration	Implementing actor(s)	Target group(s)	Activities	Funding (national and / or EU)
N/A					
Reintegration programmes targeting specific third countries					
Name	Duration	Implementing actor(s)	Target group(s)	Activities	Funding (national and / or EU)
N/A					

21.5 Cooperation initiative

Romania does not participate in any EU-funded cooperation initiatives.

22. Country Factsheet Slovak Republic

Updated [07/08/2014]

22.1 REG contact point details

Table 22.1 REG contact point details

Institution	Bureau of the Border and Alien Police of the Police Force Presidium of the Ministry of the Interior of the Slovak Republic (BBAP, PFP) International Organisation for Migration (IOM)
Contact person	Katarína Bennárová Juraj Brychta
e-mail address	Katarina.Bennarova@minv.sk jbrychta@iom.int

21.2 Actors in the return procedure

Table 22.2 State authorities responsible for return policy

Actors	
Authority responsible for overall return policy	BBAP, PFP
Authority responsible for the imposition of return decisions	Border or Aliens police departments
The authority responsible for executing return decisions (forced return)	Police detention facilities, Border or Aliens police departments
The implementing authorities of voluntary return programmes	International Organisation for Migration (IOM)*

Table 22.3 Implementing partners of voluntary return and reintegration programmes at national level (NGOs/IOs) (not exhaustive)

Institution	Main focus
International Organisation for Migration (IOM)	Assisted Voluntary Return and Reintegration Programme (General voluntary return scheme)

22.3 Facts and figures

Table 22.4 below provides an overview of the number of persons ordered to leave the Slovak Republic each year as well as the number returned per year (Eurostat). The number of persons ordered to leave decreased from 1,180 in 2009 to 545 in 2013. Similarly the number of third-country nationals returned decreased during the same period. When looking at the EU total, in 2013, the Slovak Republic returned 0.19% of the total number of persons returned in the EU, which represents 0.09% of the total number of third country nationals ordered to leave in 2013.

Table 22.4 Third-country nationals ordered to leave and returned for the years 2009-2013 (Eurostat figures)

	2009		2010		2011		2012		2013	
	MS	%EU	MS	%EU	MS	%EU	MS	%EU	MS	%EU
Ordered to leave	1,180	0,20	870	0,16	580	0,12	490	0,10	545	0,13
Returned	900	0,35	600	0,26	445	0,23	320	0,15	375	0,19

Source: Eurostat [migr_eiord] and [migr_eirtn] - Extracted on 25th July 2014

Table 22.5 provides an overview of the number of third-country nationals returned for the years 2009-2013, disaggregated by type of return. In general,

more third-country nationals are returned by force as opposed to assisted voluntary departure.

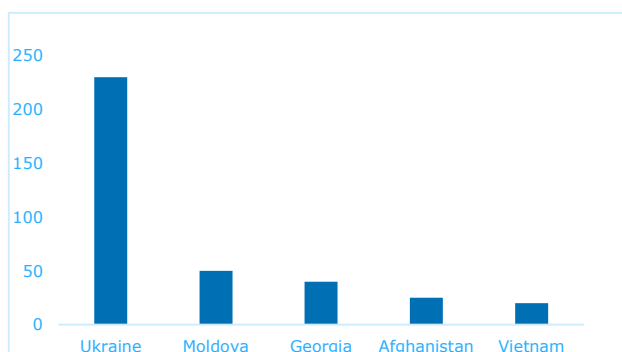
Table 22.5 Number of returns disaggregated by type of return for the years 2009-2013

	2009	2010	2011	2012	2013
	MS	MS	MS	MS	MS
* Forced Return	814	643	389	273	339
** Voluntary Departure¹³	-	-	1	23	15
*** Assisted Voluntary Departure	139	130	94	54	50

Source: (BBAP, PFP: 11 April 2014)

Figure 22.1 below shows the **top-five nationalities of third-country nationals (TCNs) ordered to leave in 2013**. Most returnees are from **Ukraine** (230), followed by **Moldova** (50), **Georgia** (40), **Afghanistan** (25) and **Vietnam** (20). The total number of TCNs with these nationalities (365) accounted for **more than half** of the total number of TCNs issued an order to leave in 2013.

Figure 22.1 Top-5 nationalities of TCNs ordered to leave



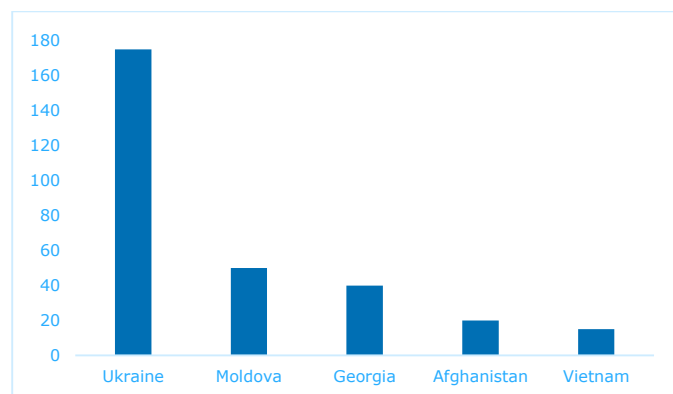
Source: Eurostat [migr_eiord] - Extracted on 25th July 2014

Figure 22.2 below indicates the **top-five nationalities of TCNs returned in 2013**. Most TCNs are returned to **Ukraine** (175), **Moldova** (50), **Georgia** (40), **Afghanistan** (20) and **Vietnam** (15). The top-five nationalities ordered to leave correspond to the top-five nationalities of TCNs returned. The total of the top-five TCNs returned (300) represents **80%**

¹³ In 2009 and 2010 the returns of aliens who left the territory of the Slovak Republic through the external border using voluntary departure were not recorded. Therefore this data cannot be provided

of the total number of third-country nationals returned in the Slovak Republic in 2013.

Figure 22.2 Top-5 nationalities of TCNs returned



Source: Eurostat [migr_eirtn] - Extracted on 25th July 2014

22.4 National assisted voluntary return programmes

The table below provides an overview of the different national assisted voluntary return programmes in place, divided by the following types of programmes:

- ★ General voluntary return programmes;
- ★ Specific voluntary return programmes targeting a particular category of third-country national or particular activities;
- ★ Specific reintegration assistance programmes targeting particular third countries.

Table 22.6 Overview of national return and reintegration programmes

General voluntary return programmes					
Name	Duration	Implementing actor(s)	Target group(s)	Description of activities	Funding (national and/ or EU)
Assisted Voluntary Return and Reintegration Programme (AVRR) which operates on the basis of ongoing projects. Current project is entitled Voluntary Return and Reintegration in Country of Origin	1 May 2013 – 31 May 2014	International Organisation for Migration (IOM) Head of AVRR unit: Adriana WEISSOVA aweissova@iom.int	Third country nationals : ★ asylum seekers, ★ unsuccessful asylum seekers, ★ irregular migrants detained in official state facilities, ★ unidentified destitute irregular migrants, ★ migrants without residence permit	★ multi-level information campaign (flyers, help-line 0850 211 262, website: avr.iom.sk) ★ return counselling, ★ assistance with provision of travel documents, ★ flight tickets, ★ return assistances, ★ financial contribution, ★ accommodation, ★ health care, ★ reintegration assistance. ¹⁴	
Specific voluntary return programmes targeting particular categories of third-country national and particular activities					
Name	Duration	Implementing actor(s)	Target group(s)	Activities	Funding (national and / or EU)
N/A					
Reintegration programmes targeting specific third countries					
Name	Duration	Implementing actor(s)	Target group(s)	Activities	Funding (national and / or EU)
N/A					

¹⁴ For more information on Slovak voluntary returns including information on services provided, legislation, statistical data, success stories of returned migrants etc. see: <http://www.avr.iom.sk/?lang=en>

22.5 Cooperation initiative

Slovak Republic does not currently participate in any EU-funded return or reintegration related cooperation initiatives.

Table 22.7 Cooperation initiatives

Cooperation initiatives					
<i>Name</i>	<i>Duration</i>	<i>actor(s); indicate who the lead partner is</i>	<i>Target group(s)</i>	<i>Activities</i>	<i>Funding (national and / or EU)</i>
N/A					

23. Country Factsheet Slovenia

Updated [10/03/2014]

23.1 REG contact point details

Table 23.1 REG contact point details

Institution	Police, General Police Directorate, Border Division
	Police, General Police Directorate, Aliens Centre
Contact person	Darjo Cizel Andrej Casar
e-mail address	smp@policija.si ct.uup@policija.si

23.2 Actors in the return procedure

Table 23.2 State authorities responsible for return policy

Actors	
Authority responsible for overall return policy	Police
Authority responsible for the imposition of return decisions	Police
The authority responsible for executing return decisions (forced return)	Police
The implementing authorities of voluntary return programmes	Police, General Police Directorate, Aliens Centre

Table 23.3 Implementing partners of voluntary return and reintegration programmes at national level (NGOs/IOs) (not exhaustive)

Institution	Main focus
IOM	Assisted Voluntary Return

23.3 Facts and figures

Table 23.4 below provides an overview of the number of persons ordered to leave Slovenia each year as well as the number returned per year (Eurostat). The number of persons ordered to leave peaked in 2011 reaching 1,040 persons ordered to leave. The number of third-country nationals returned decreased from 2,220 in 2009 to 885 in 2013. When looking at the EU total, in 2013, Slovenia returned 0.44% of the total number of persons returned in the EU, which represents 0.20% of the total number of third country nationals ordered to leave in 2013.

Table 23.4 Third-country nationals ordered to leave and returned for the years 2009-2013 (in thousands)

	2009		2010		2011		2012		2013	
	MS	%E U	MS	%E U	MS	%E U	MS	%E U	MS	%E U
Ordered to leave	1,06	0.18	3,41	0.63	4,41	0.89	2,05	0.42	1,04	0.24
Returned	2,2	0.86	1,9	0.84	1,7	0.88	1,1	0.52	885	0.44

Source: Eurostat [migr_eiord] and [migr_eirtn] - Extracted on 25th July 2014

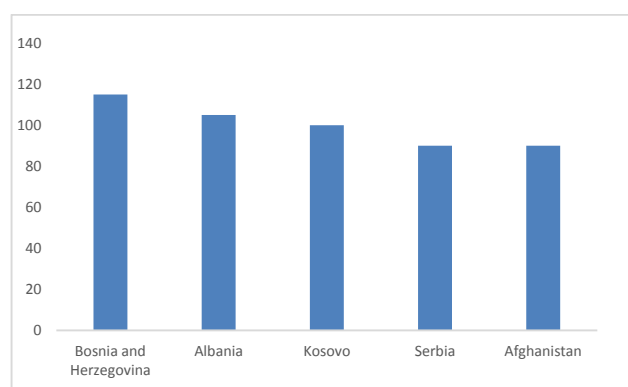
Table 23.5 Number of returns disaggregated by type of return for the years 2009-2013

	2009	2010	2011	2012	2013
	MS	MS	MS	MS	MS
Forced Return	n.a				655
Forced return including assistance / reintegration measures					655
Independent voluntary return					67
Assisted Voluntary departure					

Source: Eurostat [migr_eiord] and [migr_eirtn] - Extracted on 25th July 2014

Figure 23.1 below shows the **top-five nationalities of third-country nationals (TCNs) ordered to leave in 2013**. Most returnees are from **Bosnia and Herzegovina**, followed by **Albania** (105), **Kosovo** (100), **Serbia** (90) and **Afghanistan** (90). The total number of TCNs with these nationalities (1040) accounted for **more than 48 %** of the total number of TCNs issued an order to leave in 2013.

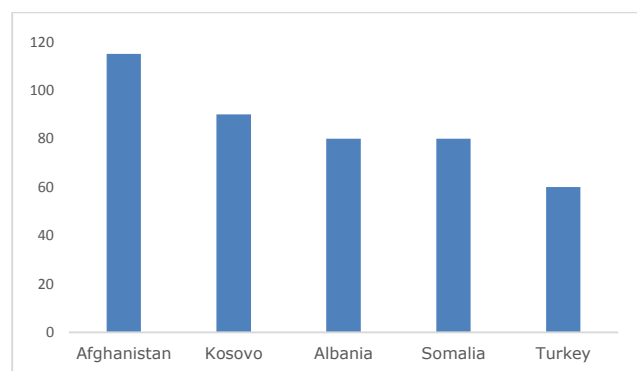
Figure 23.1 Top-five nationalities of TCNs ordered to leave



Source: Eurostat [migr_eiord] - Extracted on 25th July 2014

Figure 23.2 below indicates the **top-five nationalities of TCNs returned in 2013**. Most of TCNs are returned to **Afghanistan** (115), **Kosovo** (90), **Albania** (80), **Somalia** (80) and **Turkey** (60). There is a discrepancy between the top-five nationalities ordered to leave and the top-five nationalities of TCNs returned, with only **Afghanistan**, **Kosovo** and **Albania** appearing in both lists. The total of the top-five nationalities of TCNs returned (425) represents 48 % of the total number of third-country nationals returned from Slovenia in 2013.

Figure 23.2 Top-five nationalities of TCNs returned



Source: Eurostat [migr_eirtn] - Extracted on 25th July 2014

23.4 National assisted voluntary return programmes

The table below provides an overview of the different national assisted voluntary return programmes in place, divided by the following types of programmes:

- ★ General voluntary return programmes;
- ★ Specific voluntary return programmes targeting a particular category of third-country national or particular activities;
- ★ Specific reintegration assistance programmes targeting particular third countries.

Table 23.6 Overview of national return and reintegration programmes

General voluntary return programmes					
Name	Duration	Implementing actor(s)	Target group(s)	Description of activities	Funding (national and / or EU)
Assisted Return and Reintegration of Third Country Nationals	from 2009 - ongoing	Police, Aliens' Centre, contact person: Andrej Casar, E-mail: andrej.casar@policija.si, Tel:++386 5 701 3442 (office), ++386 31 350 008 (Mobile) IOM - Ljubljana, contact person: Iva Antončič, E-mail: iantoncic@iom.int Tel: ++386 1 434 73 51		Assisting voluntary returns to third countries and organisation of reintegration projects including cash incentives	
Specific voluntary return programmes targeting particular categories of third-country national and particular activities					
Name	Duration	Implementing actor(s)	Target group(s)	Activities	Funding (national and / or EU)
N/A					
Reintegration programmes targeting specific third countries					
Name	Duration	Implementing actor(s)	Target group(s)	Activities	Funding (national and / or EU)
N/A					

23.5 Cooperation initiative

Slovenia does not participate in any EU-funded cooperation initiatives.

Table 23.7 Cooperation initiatives

Cooperation initiatives					
Name	Duration	actor(s); indicate who the lead partner is	Target group(s)	Activities	Funding (national and / or EU)
N/A					

24. Country Factsheet Spain

Updated [04/08/2014]

24.1 REG contact point details

Table 24.1 REG contact point details

Institution	General Secretariat for Immigration (Employment & Social Security Ministry)
Contact person	Elena Alonso Ventura
e-mail address	Elena.alonso@meyss.es

24.2 Actors in the return procedure

Table 24.2 State authorities responsible for return policy

Actors	
Authority responsible for overall return policy	Employment & Social Security Ministry / Home Affairs Ministry
Authority responsible for the imposition of return decisions	General Secretariat for Immigration and Emigration
Authority responsible for the imposition of return decisions (forced return)	Ministry of Home Affairs, Government Delegates, Government Sub-Delegates
The authority responsible for executing return decisions (forced return)	Ministry of Home Affairs, Government Delegates, Government Sub-Delegates
Implementing authorities of voluntary return programmes	Secretariat for Immigration and Emigration (Employment & Social Security Ministry)

Table 24.3 Implementing partners of voluntary return and reintegration programmes at national level (NGOs/IOs) (not exhaustive)

Institution	Main focus
ACCEM (Asociación Comisión Católica Española de Migraciones)	Attention and reception of refugees and immigrants
Fundación CEPAIM Convivencia y cohesión social	Integration of vulnerable people, especially immigrants.
Red Cross Spain	Humanitarian action
Fundación ACOBE convivencia y desarrollo	Social integration of vulnerable people, with especial attention to migrants.
ACULCO (Asociación Sociocultural y de Cooperación al Desarrollo por Colombia e Iberoamérica)	Attention, information and assistance to immigrants
AESCO (América – España, Solidaridad y Cooperación)	Assistance to vulnerable people, particularly immigrants
IOM	International migrations

24.3 Facts and figures

Table 24.4 below provides an overview of the number of persons ordered to leave Spain each year as well as the number returned per year (Eurostat). The number of persons ordered to leave significantly decreased in 2013 in comparison to 2009 from 103,010 in 2009 to 32,915 in 2013. The number of third-country nationals returned also decreased from 28,865 in 2009 to 17,285 in 2013. When looking at the EU in total, in 2013, Spain returned 7.66% of the total number of third-country nationals ordered to leave in 2013, which represents 4.2% of the total number of third country nationals ordered to leave in 2013.

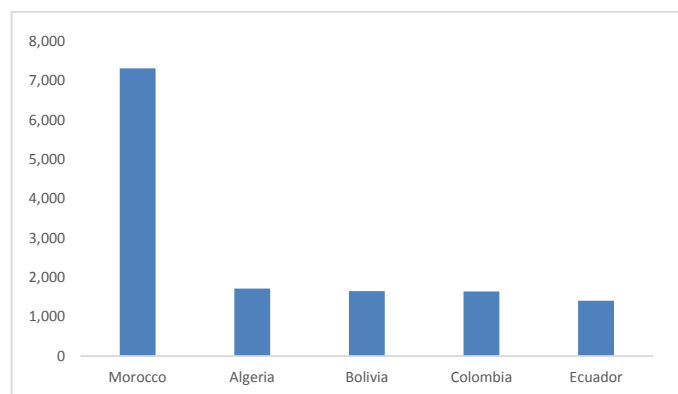
Table 24.4 Third-country nationals ordered to leave and returned for the years 2009-2013 (in thousands)

	2009		2010		2011		2012		2013	
	MS	%E U	MS	%E U	MS	%E U	MS	%E U	MS	%E U
Ordered to leave	103.0	17.3	78.9	14.6	73.2	14.9	60.8	12.6	32.9	7.6
Returned	28.9	11.2	21.9	9.5	23.3	11.8	18.8	9	17.2	7.6

Source: Eurostat [migr_eiord] and [migr_eirtn] - Extracted on 25th July 2014

Figure 24.1 below shows the **top-five nationalities of third-country nationals (TCNs) ordered to leave in 2013**. Most returnees are from **Morocco**, followed by **Algeria** (1,715), **Bolivia** (1,650), **Colombia** (1,635) and **Ecuador** (1,400). The total number of TCNs with these nationalities (13,705) accounted for **41.6%** of the total number of TCNs issued an order to leave in 2013.

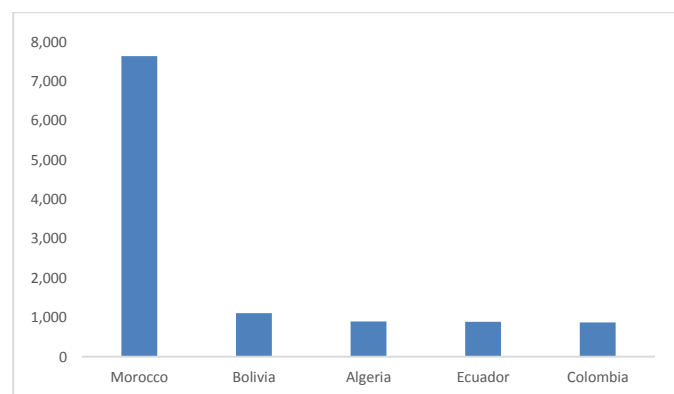
Figure 24.1 Top-five nationalities of TCNs ordered to leave



Source: Eurostat [migr_eiord] - Extracted on 25th July 2014

Figure 24.2 below indicates the **top-five nationalities of TCNs returned in 2013**. Most TCNs are returned to **Morocco** (7,635), **Bolivia** (1,110), **Algeria** (900), **Ecuador** (890) and **Colombia** (875). The top-five nationalities returned correspond in general with the top-five nationalities ordered to leave. The total of the top-five nationalities of TCNs returned (11,410) represents **approximately two third** of the total number of TCNs returned from Spain in 2013.

Figure 24.2 Top-five nationalities of TCNs returned



Source: Eurostat [migr_eirtn] - Extracted on 25th July 2014

24.4 National assisted voluntary return programmes

The table below provides an overview of the different national assisted voluntary return programmes in place, divided by the following types of programmes:

- ★ General voluntary return programmes;
- ★ Specific voluntary return programmes targeting a particular category of third-country national or particular activities;
- ★ Specific reintegration assistance programmes targeting particular third countries.

Spain does not implement any specific reintegration assistance programme.

Table 24.5 Overview of national return and reintegration programmes

General voluntary return programmes					
Name	Duration	Implementing actor(s)	Target group(s)	Description of activities	Funding (national and/or EU)
Assisted Voluntary return	1 January - 31 December 2014	General Secretariat for Immigration and Emigration (Employment & Social Services Ministry)	Third country nationals in an special vulnerability situation	<ul style="list-style-type: none"> ★ Information services and psycho-social orientation in order to help them to make the correct decision ★ Information on formalities related to the return and other assistance ★ Definition and design of a suitable personal return plan ★ Travel costs including within Spain and to the final destination may be covered ★ Each family member can also receive a travel support fund of 50€ ★ Travel cost of the accompany person if necessary (justified). 	
Productive Voluntary Return	1 January – 31 December 2014	General Secretariat for Immigration and Emigration (Employment & Social Services Ministry)	Third country nationals who wish to return to carry on a sustainable economic activity	<ul style="list-style-type: none"> ★ Information services and psycho-social orientation in order to help them to make the correct decision. ★ Information on formalities related to the return and other assistance. ★ Definition and design of a 	

				<p>suitable personal return plan.</p> <ul style="list-style-type: none"> ★ Travel costs including within Spain and to the final destination may be covered. ★ Guidance and training for setting up a business at origin country after returning. ★ Information and advice in preparing the project, evaluation for the personal and financial aspects of the business, training on the legal and employment frameworks in the country of origin. ★ Medical assistance provided if necessary. ★ Travel cost of the accompany person if necessary (justified). 	
Social Care Voluntary Return	1 January – 31 December 2014	General Secretariat for Immigration and Emigration (Employment & Social Services Ministry)	Third country nationals interested in entrepreneurial activities in their country of origin	<ul style="list-style-type: none"> ★ Information services and psycho-social orientation in order to help them to make the correct decision. ★ Information on formalities related to the return and other assistance. ★ Definition and design of a suitable personal return plan ★ Travel costs including within Spain and to the final destination may be covered. 	

				<ul style="list-style-type: none"> ★ Each family member can also receive a travel support fund of 50€. ★ Travel cost of the accompany person if necessary (justified). ★ Medical assistance provided if necessary. 	
Specific voluntary return programmes targeting particular categories of third-country national and particular activities					
<i>Name</i>	<i>Duration</i>	<i>Implementing actor(s)</i>	<i>Target group(s)</i>	<i>Activities</i>	<i>Funding (national and / or EU)</i>
N/A					
Reintegration programmes targeting specific third countries					
<i>Name</i>	<i>Duration</i>	<i>Implementing actor(s)</i>	<i>Target group(s)</i>	<i>Activities</i>	<i>Funding (national and / or EU)</i>
N/A					

24.5 Cooperation initiative

Spain does not participate in any EU-funded cooperation initiatives.

Table 24.6 Cooperation initiatives

Cooperation initiatives					
<i>Name</i>	<i>Duration</i>	<i>actor(s); indicate who the lead partner is</i>	<i>Target group(s)</i>	<i>Activities</i>	<i>Funding (national and / or EU)</i>
N/A					

25. Country Factsheet Sweden

Updated [06/08/2014]

25.1 REG contact point details

Table 25.1 REG contact point details

Institution	Swedish Migration Board
Contact person	Björn Bergström Kristina Hellgren
e-mail address	bjorn.bergstrom@migrationsverket.se kristina.hellgren@migrationsverket.se

25.2 Actors in the return procedure

Table 25.2 State authorities responsible for return policy

Actors	
Authority responsible for overall return policy	Ministry of Justice
Authority responsible for the imposition of return decisions	The Swedish Migration Board, The Swedish National Police
The authority responsible for executing return decisions (forced return)	The Swedish National Police
The implementing authorities of voluntary return programmes	The Swedish Migration Board

Table 25.3 Implementing partners of voluntary return and reintegration programmes at national level (NGOs/IOs) (not exhaustive)

Institution	Main focus
IOM Helsinki and Kabul	AVR/AVRR
Danish Refugee Council (DRC)	Counselling pre-departure, post-departure AVRR

African Network for the Prevention and Protection against Child Abuse and Neglect (ANPPCAN) Uganda Chapter	Counselling pre-departure ad-hoc, AVRR post-departure
--	---

25.3 Facts and figures

Table 25.4 below provides an overview of the number of persons ordered to leave Sweden each year as well as the number returned per year (Eurostat). The number of persons ordered to leave peaked in 2010 to 20,205 and subsequently decreased to 14,695 in 2013. The number of third-country nationals returned shows an increasing trend from 2009 (11,980) to 2012 (16,140), but subsequently decreased in 2013 (14,315) in comparison to 2012. When looking at the EU total, in 2013, Sweden returned 3.42% of the total number of persons returned in the EU, which represents 3.3% of the total number of third country nationals ordered to leave in 2013.

Table 25.4 Third-country nationals ordered to leave and returned for the years 2009-2013 (in thousands)

	2009		2010		2011		2012		2013	
	SE	%EU	SE	%EU	SE	%EU	SE	%EU	SE	%EU
Ordered to leave	17,8	2.98	20,2	3.72	17,6	3.56	19,9	4.1	14,7	3.42
Returned	12,0	4.6	14,6	6.3	13,5	6.8	16,1	7.7	14,3	7.2

Source: Eurostat [migr_eiord] and [migr_eirtn] - Extracted on 25th July 2014

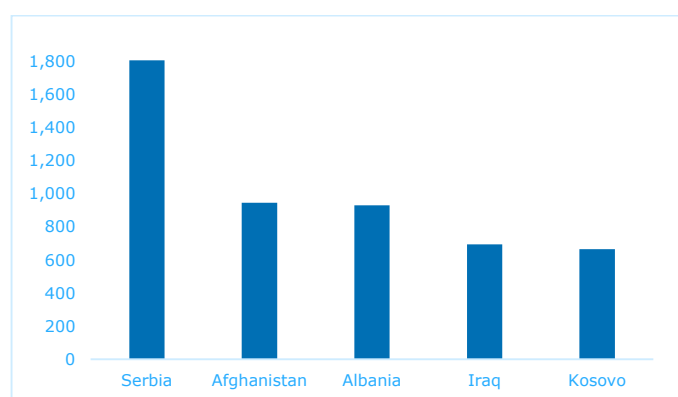
Table 25.5 provides an overview of the number of third-country nationals returned, disaggregated by type of return. By large, most third-country nationals are returned by assisted voluntary departure, with the number having increased during the period 2009-2013.

Table 25.5 Number of returns disaggregated by type of return for the years 2009-2013

	2009	2010	2011	2012	2013
	SE	SE	SE	SE	SE
Forced Return	2,0	2,2	2,5	2,9	3,4
Voluntary Departure					
Assisted Voluntary Departure¹⁵	7,4	11,0	9,7	13,0	10,0

Figure 25.1 below shows the **top-five nationalities of third-country nationals (TCNs) ordered to leave in 2013**. Most returnees are from **Serbia**, followed by **Afghanistan** (945), **Albania** (930), **Iraq** (695) and **Kosovo** (665). The total number of TCNs with these nationalities (5,040) accounted for **more than one third** of the total TCNs issued an order to leave in 2013.

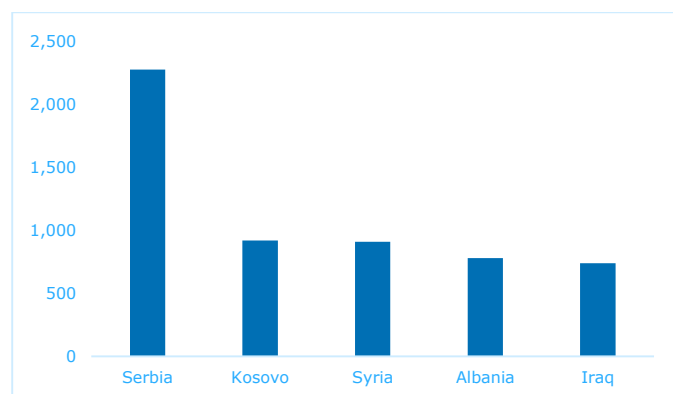
Figure 25.1 Top-five nationalities of TCNs ordered to leave



Source: Eurostat [migr_eiord] - Extracted on 25th July 2014

Figure 25.2 indicates **the top-five nationalities of TCNs returned in 2013**. Overall the top-five nationalities ordered to leave and the top-five nationalities returned correspond, with the exception of Afghanistan. The total of the top-five nationalities of TCNs returned (14,315) represents 39.3% of the total number of third-country nationals returned from Sweden in 2012.

Figure 25.2 Top-five nationalities of TCNs returned



Source: Eurostat [migr_eirtn] - Extracted on 25th July 2014

25.4 National assisted voluntary return programmes

The table below provides an overview of the different national assisted voluntary return programmes in place, divided by the following types of programmes:

- ★ General voluntary return programmes;
- ★ Specific voluntary return programmes targeting a particular category of third-country national or particular activities;
- ★ Specific reintegration assistance programmes targeting particular third countries.

Table 25.6 Overview of national return and reintegration programmes

General voluntary return programmes					
Name	Duration	Implementing actor(s)	Target group(s)	Description of activities	Funding (national and/or EU)
Re-establishment support (cash grants) to selected nationalities.¹⁶	Up to 31 December 2014	Swedish Migration Board and IOM in respective countries	Rejected asylum seekers, unaccompanied minors	Financial assistance	National
Specific voluntary return programmes targeting particular categories of third-country national and particular activities					
Name	Duration	Implementing actor(s)	Target group(s)	Activities	Funding (national and/or EU)
Enabling Safe Return of Unaccompanied Minors to Uganda	1 January 2014 – 31 December 2014	ANPPCAN	Unaccompanied minors and their families	<ul style="list-style-type: none"> ★ family tracing ★ re-socialisation in CoO ★ housing and social resettlement ★ empowerment ★ education/training ★ Psychological counselling, legal assistance ★ reintegration activities 	National
Reintegration programmes targeting specific third countries					
Name	Duration	Implementing actor(s)	Target group(s)	Activities	Funding (national and/or EU)
Reception and Reintegration Assistance for Afghan Voluntary	1 November 2013 – 31 October 2016	IOM Afghanistan	Former asylum seekers including children in family, voluntary return only	<ul style="list-style-type: none"> ★ reception activities (transportation, temp.housing) ★ counselling 	National

¹⁶ Afghanistan, Central African Republic, Chad, Democratic Republic of Congo, Ivory Coast, Eritrea, Iraq, Yemen, Liberia, Libya, Mali, Sierra Leone, Somalia, Stateless from Gaza and the West bank, Sudan, South Sudan and Syria

Returnees to Afghanistan from Sweden				<ul style="list-style-type: none"> ★ referral ★ reintegration assistance 	
Post-Arrival Reception and Reintegration Assistance to Afghan Nationals	1 November 2013 – 31 October 2016	IOM Afghanistan	Former asylum seekers including children in family, involuntary return only	<ul style="list-style-type: none"> ★ reception activities (transportation, temp.housing) ★ counselling ★ referral ★ reintegration assistance 	National
Reintegration Assistance for Iraqi Returnees in Sweden	1 November 2013 – 31 October 2014	DRC Iraq	Former asylum seekers including children in family, both voluntary and forced returns	<ul style="list-style-type: none"> ★ Pre-departure info and counselling ★ Re-socialisation in CoO ★ Psychosocial, legal assistance ★ counselling ★ referral ★ reintegration assistance 	National

25.5 Cooperation initiative

Sweden does not participate in any EU-funded cooperation initiatives.

Table 25.7 Cooperation initiatives

Cooperation initiatives					
Name	Duration	actor(s); indicate who the lead partner is	Target group(s)	Activities	Funding (national and / or EU)
N/A					

26. Country Factsheet United Kingdom

Updated [23/09/2014]

26.1 REG contact point details

Table 26.1 REG contact point details

Institution	UK Home Office; Home Office Science: Migration & Border Analysis
Contact person	Olga Evans
e-mail address	Olga.evans34@homeoffice.gsi.gov.uk

26.2 Actors in the return procedure

Table 26.2 State authorities responsible for return policy

Actors	
Authority responsible for overall return policy	UK Home Office
Authority responsible for the imposition of return decisions	UK Home Office
The authority responsible for executing return decisions (forced return)	UK Home Office
The implementing authorities of voluntary return programmes, distinguishing between:	The UK Home Office is the implementing authority for general and specific voluntary returns programmes The UK Foreign & Commonwealth Office is the implementing authority for reintegration projects targeting particular third countries funded under the UK's Return
General voluntary return schemes	
Specific schemes targeting particular categories of third country national/particular activities	

Reintegration assistance programmes targeting particular third countries	and Reintegration Fund.
--	-------------------------

Table 26.3 Implementing partners of voluntary return and reintegration programmes at national level (NGOs/IOs)

Institution	Main focus
Refugee Action (an independent UK NGO)	Delivery of VARRP, AVRFC and AVRIM.
International Organisation for Migration (IOM)	Delivery of FRS
Varied: predominantly IOM and other international NGOs	Delivery of Return and Reintegration Fund projects

26.3 Facts and figures

Table 26.4 below provides an overview of the number of persons who are required to leave the United Kingdom (UK) after being identified as staying illegally (classified as 'ordered to leave' in Eurostat terms) as well as the number returned per year (source Eurostat). The number of persons ordered to leave has remained fairly consistent between 2010 and 2013; ranging from a low of 49,365 in 2012 to a peak of 57,194 in 2013. The total number of third-country nationals returned reached its lowest point in 2011 with 53,600 returnees. When looking at the EU total¹⁷, in 2013, the United Kingdom returned 27.8% of the total number of persons returned in the EU, which represents 13.3% of the total number of third country nationals ordered to leave in 2013.

¹⁷ The EU total 2013 does not include Germany for which data are not available.

Table 26.4 Third-country nationals ordered to leave and returned from the UK for the years 2009-2013 (in thousands)¹⁸

	2009		2010 ^b		2011		2012		2013	
	MS	% EU	MS	% EU	MS	% EU	MS	% EU	MS	% EU
Ordered to leave ¹⁹	69.7	11.6	53.7	9.9	54.1	10.9	49.4	10.1	57.2	13.3
Returned ²⁰	64.9	25.3	53.6	23.3	53.6	27.1	54.2	25.8	55.1	27.8

Note: b = break in the data series. UK Eurostat data prior to 2010 included multiple incidents for the same person; since 2010 only the first incident per person is included. This contributes to the large change in UK Eurostat returns figures between 2009 and 2010 seen in Table 25.4.

Source: Eurostat [migr_eiord] and [migr_eirtn] - Extracted on 25th July 2014

Table 25.5 provides an overview of the number of third-country nationals returned, disaggregated by type of return. By large, most third-country nationals returned by voluntary departures. The number of assisted returns been stable during the period 2009-2013.

Table 26.5 Number of returns disaggregated by type of return for the years 2009-2013

	2009	2010	2011	2012	2013
	UK	UK	UK	UK	UK
Forced Return	15,252	14,854	15,063	14,647	13,051
Voluntary Departure	22,800	27,114	26,419	29,663	32,661
Assisted Voluntary Departure ²¹	4,944	4,541	3,120	3,706	4,284

Source: UK Home Office Immigration Statistics [website](#).

Figure 26.1 ²² below shows the **top-five nationalities among third-country nationals (TCNs) ordered to**

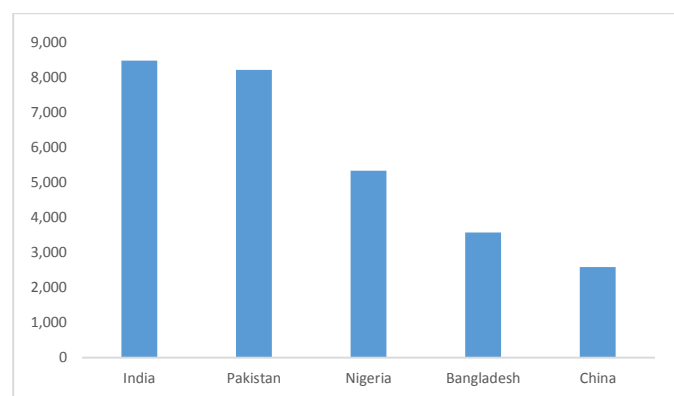
¹⁸ The data of this table are best on Total EU, without Norway' See version of Table A1.5 in Annex I for unrounded Eurostat figures.

¹⁹ Source: Eurostat database: Third country nationals ordered to leave - annual data (rounded) (migr_eiord). (The EC has requested figures rounded to thousands for Table 3.1.) http://appsso.eurostat.ec.europa.eu/nui/show.do?dataset=migr_eiord&lang=en

²⁰ Source: Eurostat database: Third country nationals returned following an order to leave - annual data (rounded) (migr_eirtn). This includes all types of returns (e.g. in the case of the UK: enforced removals; voluntary and assisted voluntary returns; refused entry at port) but exclude Dublin removals and removals of EU nationals. (The EC has requested figures rounded to thousands for Table 3.1.) http://appsso.eurostat.ec.europa.eu/nui/show.do?dataset=migr_eirtn&lang=en

leave the UK in 2013. The top return nationality was **Indian** (8,480), followed by **Pakistani** (8,220), **Nigerian** (5,335), **Bangladeshi** (3,570) and **Chinese** (2,585). The total number of TCNs with these nationalities (28,190) accounted for **almost half** of the total number of TCNs ordered to leave (57,195) the UK in 2013.

Figure 26.1 Top-5 nationalities of TCNs ordered to leave the UK in 2013 (Eurostat figures)²³



Source: Eurostat [migr_eiord] - Extracted on 25th July 2014

Figure 26.2 below indicates the **top-five nationalities among TCNs returned from the UK in 2013.** Most TCNs were returned to **India** (9,410), **Pakistan** (6,160), **China** (4,335), **Nigeria** (3,515) and the **United States of America** (2,825). The total of the top-five nationalities of TCNs returned (26,245) represents almost one **half** of the total number of returns (55,100) from the United Kingdom in 2013.

Overall the top-five nationalities ordered to leave and the top-five nationalities of TCNs returned are similar with only Bangladesh and the United States of America appearing in only one list. In 2013, Indian, Pakistani, Nigerian and Chinese were among the top five TCN nationalities for both orders to leave the UK and for TCN returns. In 2013, Bangladeshi nationals received the fourth highest number of orders to leave the UK but were not among the top five nationalities for returns. Conversely, in 2013, U.S.A. nationals were

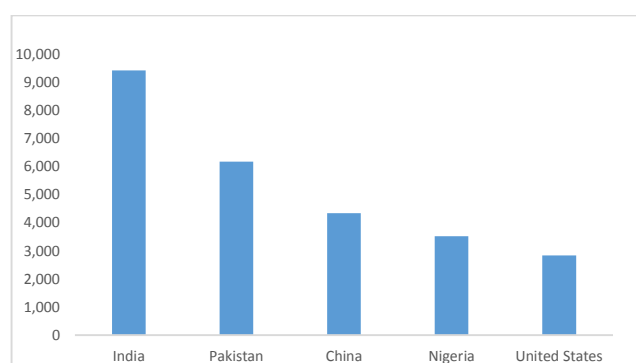
²² For tables the tables above, the UK has provided the latest available figures; please see Appendix A for tables 3.3 and 3.4 and commentary on UK top-5 nationalities ordered to leave and returned in 2012, as requested by the EC.

²³ Source: Eurostat database: Third country nationals ordered to leave - annual data (rounded) (migr_eiord) http://appsso.eurostat.ec.europa.eu/nui/show.do?dataset=migr_eiord&lang=en

not among the top five nationalities for orders to leave the UK but accounted for the fifth highest number of TCN returns from the UK.

The relationship between identification of third-country nationals as ineligible to remain in the UK and their subsequent return to countries outside the EU is complex. A range of factors may make it more likely that some nationals are returned or depart voluntarily e.g. agreements between the UK and other countries or the stability of the country to which the UK is trying to return a foreign national. Additionally, UK Eurostat figures for returns include individuals who were refused entry at the border, and therefore did not enter the UK and were not subject to an order to leave. UK Home Office Immigration Statistics show that in 2013 the U.S.A. was the top country of origin for people refused entry at the UK border (2,057 cases); but accounted for only 69 enforced removals and 1,320 voluntary departures. In contrast Bangladeshi nationals accounted for only 101 refusals of entry at the border, but 617 enforced removals and 1,657 voluntary departures.²⁴

Figure 26.2 Top-5 nationalities of TCNs returned from the UK in 2013 (Eurostat figures)²⁵



Source: Eurostat [migr_eirtn] - Extracted on 25th July 2014

²⁴ Source: Home Office Immigration Statistics April-June 2014; Table rv_03: Removals and voluntary departures by country of nationality and type: 2004 to 2013. <https://www.gov.uk/government/publications/immigration-statistics-april-to-june-2014/immigration-statistics-april-to-june-2014#removals-and-voluntary-departures-1>

²⁵ Source: Eurostat database: Third country nationals returned following an order to leave - annual data (rounded) (migr_eirtn). http://appsso.eurostat.ec.europa.eu/nui/show.do?dataset=migr_eirtn&lang=en

26.4 National assisted voluntary return programmes

The table below provides an overview of the different national assisted voluntary return programmes in place, divided by the following types of programmes:

- ★ General voluntary return programmes;
- ★ Specific voluntary return programmes targeting a particular category of third-country national or particular activities;
- ★ Specific reintegration assistance programmes targeting particular third countries

Table 26.6 Overview of national return and reintegration programmes

General voluntary return programmes					
Name	Duration	Implementing actor(s)	Target group(s)	Description of activities	Funding (national and/ or EU)
N/A					
Specific voluntary return programmes targeting particular categories of third-country national and particular activities					
Name	Duration	Implementing actor(s)	Target group(s)	Activities	Funding (national and / or EU)
Voluntary Assisted Return & Reintegration Programme (VARRP)	1 April 2011 – 31 March 2014 (extended to March 2015)	UK Home Office AVR Team & Refugee Action (an independent UK NGO)	Asylum seekers and failed asylum seekers	Return & reintegration support (includes: information, counselling, assistance with travel documents, arranging flights, cash on departure to meet immediate needs on return, reintegration allowance for longer term needs).	UK Home Office & Return Fund
Assisted Voluntary Return of Irregular Migrants (AVRIM)	1 April 2011 – 31 March 2014 (extended to March 2015)	UK Home Office AVR Team & Refugee Action (an independent UK NGO)	(Non-asylum seeking) irregular migrants	Facilitation of return and discretionary reintegration assistance for vulnerable returnees.	UK Home Office & Return Fund
Assisted Voluntary Return for Families with Children (AVRFC)	1 April 2011 – 31 March 2014 (extended to March 2015)	UK Home Office AVR Team & Refugee Action (an independent UK NGO)	Asylum seekers, failed asylum seekers and irregular migrant families with at least one child under 18 years old; also unaccompanied minors.	Return & reintegration support (includes: information, counselling, assistance with travel documents, arranging flights, cash on departure to meet immediate needs on return, reintegration allowance for longer term needs).	UK Home Office & Return Fund
Facilitated Returns Scheme (FRS)	1 April 2011 – 31 March 2014 (extended to March 2015)	UK Home Office FRS Team	Foreign national offenders	Return and reintegration. The IOM provide advice on resettlement and reintegration once the FNO returns home. The cash payment on departure is provided to meet immediate needs on return. The scheme is not an alternative to deportation.	UK Home Office & Return Fund

Reintegration programmes targeting specific third countries					
Name	Duration	Implementing actor(s)	Target group(s)	Activities	Funding (national and / or EU)
Post Arrival Assistance in Afghanistan	01 November 2011 – 31 October 2014	International Organization for Migration (IOM)	Enforced returns	<p>Information and publicity made available to returnees.</p> <p>Reception at airport of return including information and advice for re-orientation for life in Afghanistan.</p> <p>Job placement and salary subsidy for local job seekers.</p>	National
Reintegrating Albanian Victims of Human Trafficking	01 October 2013 – 31 March 15	International Organization for Migration (IOM)	Victims of human trafficking	<p>Victims identified under the UK's National Referral Mechanism.</p> <p>IOM to conduct an assessment of the options for safe reintegration and create a reintegration plan tailored according to the needs of each person. Depending on the circumstances this will include: reception at the airport, accommodation, education, vocational training, start-up business activity, employment subsidiary salary and medical support.</p>	National
Enhanced reintegration of UK returnees into Kurdish society by training and successful employment development.	01 June 2012 – 30 November 13	European Technology & Training Centre (ETTC) (ETTC is an international NGO)	Failed asylum seekers and failed economic migrants	<p>Provision of a broad-based compilation of career, training and job options for returnees and a small number of local job-seekers. The intake of local job-seekers is to show social responsibility within the country.</p> <p>Counselling on employment opportunities (main objective), but also gives information on livelihood issues such as housing, education and medical care, if necessary.</p>	National

Creating job opportunities and promoting employment generation and entrepreneurial culture for UK returnees	15 June 2012 – 31 July 2013	Women Empowerment Organization (WEO) (WEO is an Iraq based NGO)	Failed asylum seekers and failed economic migrants (Iraq)	<p>Conducting a skills-needs assessment for 50 returnees.</p> <p>Training 50 returnees for 10 days on the topics which cover resume writing, job seeking tactics etc.</p> <p>Providing basic IT skills</p> <p>Surveying local employers and coordinating with local chambers of commerce to identify employment needs and skills gaps.</p> <p>Offering a placement fee of \$100 as incentive per month for a period up to three months, in order to encourage employers to participate in the apprenticeship placement program.</p> <p>Providing business counselling services to 50 returnees.</p>	National
Promotion of sustainable reinstallation in Iraq through the creation of a job counselling and referral mechanism to better attract and support Iraqi migrants in UK returning to the KRG.	31/03/13 – 28/02/14	International Organization for Migration (IOM)	Iraqi diaspora in the UK and returning migrants	<p>Introduction of referral mechanism, including database and job seekers' website, working in collaboration with ETTC and WEO (see above).</p> <p>The referral mechanism will be enhanced by information services provided in the UK and Iraq on the available job opportunities and reinstallation support. Job counselling/referral provided to 300 beneficiaries per year.</p> <p>Public information campaign in KRG provided by STATT to highlight the importance of the private sector and opportunities available "in country".</p>	National
Improve the rehabilitation and reintegration of deportees and local offenders	01 April 2011 – 31 March 2014	UK Ministry of Justice (MoJ), Jamaican Dept of	Deportees from the UK, as well as local offenders (i.e. people	Work with DCS to implement business plan to improve facilities and management. Use of UK experts to work with DCS to develop	

in Jamaica.		Correctional Services (DCS), local NGOs	whose offence was committed in Jamaica).	<p>interventions designed to change offenders' behaviour, especially those convicted of violent crimes.</p> <p>Provision of counselling, mediation/conflict resolution and (Hibiscus only) hostel management. Helping organisations to review different business models that generate income and reduce dependence on UK finance.</p> <p>Look at the need for additional rehabilitation facilities, building on work being done by established organisations e.g. medium term accommodation, counselling and reintegration support for deportees outside Kingston, skills training for deportees and local offenders.</p>	
Sustainable reintegration of returnees into society by providing vocational / business start-up trainings, subsequent job placement and social networking support.	01 April 2013 – 31 March 2015	WELDO (EAST) (WELDO is an international NGO)	Voluntary Returns (to Pakistan)	<p>Selection, career counselling and enrolment of returnees in skill certification / business start-up trainings.</p> <p>Trained beneficiaries placed on jobs through local and overseas employment providers.</p> <p>Trained / employed returnees monitored through tracer studies and results shared with the BHC.</p> <p>Improved social cohesion leading to sustainable transition of returnees through social networking support</p>	National
To provide post-arrival assistance to facilitate the return and reintegration of returnees to Pakistan.	01 October 2012 – 31 March 2014	WELDO (RESPECT) (WELDO is an international NGO)	Enforced Returns	<p>Printing and distribution of information leaflet prior to arrival.</p> <p>Meet and greet facilities on arrival. Provision of temporary accommodation and transportation, if requested. Medical care, if required.</p>	National

Promote and enable the protection and assistance of Vietnamese returnees and victims of trafficking with full respect for their human rights.	01 January 2013 – 31 December 13	AAT (Alliance Anti-Traffic) (AAT is an international NGO)	Returnees and victims of trafficking	<p>One-on-one counselling session with returnees to discuss resettlement options, offering enrolment in skill development training courses and subsequent job placement offered under Project EAST (see above).</p> <p>Develop a code of practice, which will be used to protect, assist and monitor returnees and victims at community-level. The support and follow up processes for victims of trafficking and other returnees safely managed by local officers, through quality social work developed through vocational training for social workers and state employees (capacity building).</p> <p>Returnees and victims of trafficking and sexual exploitation are processed through the reintegration services, reintegration into the community.</p>	National
---	----------------------------------	---	--------------------------------------	---	----------

26.5 Cooperation initiative

The UK participates in one EU-funded cooperation initiative, the European Reintegration Instrument Network (ERIN); and in the Belgian, Fedasil led, Common Support Initiative (CSI) on Voluntary Return and Reintegration.

Table 26.7 Cooperation initiatives

Cooperation initiatives					
Name	Duration	actor(s); indicate who the lead partner is	Target group(s)	Activities	Funding (national and / or EU)
ERIN European Reintegration Instrument Network	June 2014 – May 2016 The Inception phase is now underway until 1 June.	Netherlands (project lead), France , Germany , Belgium, Norway, Finland and the UK	Failed asylum seekers, illegal migrants and victims of trafficking. The selected countries for this project are: Pakistan Afghanistan* Nigeria Iraq (KRG only) Russia Iran *The UK opted out of Afghanistan as we have our own reintegration project	<ul style="list-style-type: none"> ★ Recognise economies of scale in the procurement of reintegration provision in six countries of return. ★ Joint procurement team to provide reintegration collectively. ★ Can be used for forced (including charter) and voluntary returns ★ No impact on each countries national programmes e.g. A UK AVR may be entitled to £1500, whereas a Belgium AVR may receive £500 – there is no need to align each other's programmes. 	
CSI Common Support Initiative on Voluntary Return and Reintegration	11 November 2013 - January 2015	Lead Fedasil; Belgium, Germany, Holland, France, Switzerland, UK	Failed asylum seekers, illegal migrants and victims of trafficking.	<ul style="list-style-type: none"> ★ Information management ★ Technical assistance ★ Learning Community <p>The activities within the programme will improve voluntary return practices within the EU, fasten learning procedures, and establish strategic concertation and operational co-operation to achieve best practice.</p>	

Annex 1 Section 3 – Facts and Figures – additional tables

Table A1.1 Third-country nationals ordered to leave and returned for the years 2009-2013 (Eurostat figures)

	2009		2010 ^b		2011		2012		2013	
	UK	%EU	UK	%EU	UK	%EU	UK	%EU	UK	%EU
Ordered to leave²⁶	69,745	11,7	53,700	9.9	54,150	10.9	49,365	10.1	57,195	13.3
Returned²⁷	64,945	25.3	53,615	23.3	53,600	27.1	54,180	26	55,100	27.8

Note: b indicates a break in the series. Data prior to 2010 included multiple incidents for the same person; since 2010 only the first incident for a person is counted.

²⁶ Source: Eurostat database: Third country nationals ordered to leave - annual data (rounded) (migr_eiord). Prior to 2010 UK Eurostat figures were based on number of incidents; from 2010 UK Eurostat figures refer to the number of people. Figures for the total number of people ordered to leave by EU MS, used as the base for calculation of the percentage of the total attributable to the UK, were provided by the EC and for 2013 are provisional. Eurostat figures are shown as published, rounded to the nearest five. http://appsso.eurostat.ec.europa.eu/nui/show.do?dataset=migr_eiord&lang=en

²⁷ Source: Eurostat database: Third country nationals returned following an order to leave - annual data (rounded) (migr_eirtn). This includes all types of returns (e.g. in the case of the UK: enforced removals; voluntary and assisted voluntary returns; refused entry at port) but exclude Dublin removals and removals of EU nationals. Prior to 2010 UK Eurostat figures were based on number of incidents; from 2010 UK Eurostat figures refer to the number of people. Figures for the total number of people returned by EU MS, used as the base for calculation of the percentage of the total attributable to the UK, were provided by the EC and for 2013 are provisional. Eurostat figures are shown as published, rounded to the nearest five. http://appsso.eurostat.ec.europa.eu/nui/show.do?dataset=migr_eirtn&lang=en

Table A1.2 UK: number of returns disaggregated by type of return for the years 2009-2013 (UK Home Office Immigration Statistics figures ²⁸)

	2009		2010		2011		2012		2013	
	UK	%EU	UK	%EU	UK	%EU	UK	%EU	UK	%EU
UK Home Office – total enforced removals	15,252	n/a ²⁹	14,854	n/a	15,063	n/a	14,647	n/a	13,051	n/a
UK Home Office – Assisted Voluntary Returns	4,944	n/a	4,541	n/a	3,120	n/a	3,706	n/a	4,284	n/a
UK Home Office – (Other) voluntary departures	17,856	n/a	22,573	n/a	23,299	n/a	25,957	n/a	28,377	n/a
Total (categories above)	38,052	n/a	41,968	n/a	41,482	n/a	44,310	n/a	45,712	n/a
UK Home Office – refused entry at port and subsequently departed	29,162	n/a	18,276	n/a	15,700	n/a	13,789	n/a	14,124	n/a
Total (including refused entry at port and subsequently departed)	67,214	n/a	60,244	n/a	57,182	n/a	58,099	n/a	59,836	n/a

²⁸ Source: Home Office Immigration Statistics Oct-Dec 2013; Table rv_01: Removals and voluntary departures by type and asylum / non-asylum. These statistics are based on incidents rather than number of people and include Dublin removals and removals of EU nationals. 'Assisted Voluntary Return' includes all instances where financial assistance is provided. 'Other voluntary departures' includes 'Notified voluntary departures' where a person notifies the Home Office that they have left; and 'Other confirmed voluntary departure' where a person has been identified as leaving when they no longer had the right to remain, either as a result of embarkation controls or by subsequent data matching on Home Office systems. Home Office Immigration Statistics are shown, unrounded, as published.
<https://www.gov.uk/government/publications/immigration-statistics-october-to-december-2013/immigration-statistics-october-to-december-2013#removals-and-voluntary-departures-1>

²⁹ n/a' indicates 'not applicable'; no base is available to enable calculation of UK figures as a percentage of the total for all EU MS.

Table A1.3 and Table A1.4 UK: top-5 nationalities of TCNs ordered to leave and top-5 nationalities returned in 2012 – as requested by the EC

Table A1.3 Top-5 nationalities of TCNs ordered to leave (Eurostat figures³⁰)

Nationality of TCNs ordered to leave by UK (2012)	Number of TCN's
Indian	7,635
Pakistani	7,125
Nigerian	3,845
Bangladeshi	2,765
Sri Lankan	2,335

Table A1.4 below indicates the top-five nationalities of TCNs returned from the UK in 2012. The top return nationality was Indian followed by Pakistani, Chinese, Nigerian and the American (U.S.).

In 2012, India, Pakistan and Nigeria were among the top five TCN nationalities for both orders to leave the UK and for TCN returns. Bangladesh and Sri Lanka were in the top five of TCN nationalities ordered to leave the UK in 2012 but China and the U.S. accounted for larger numbers of TCN returns. The total of the top-five nationalities of TCNs returned (25,270) represents 47% of the total number of TCN returns from the UK in 2012.

Table A1.4 Top-5 nationalities of TCNs returned (Eurostat figures³¹)

Nationality of TCNs returned by the UK (2012)	Number of TCN's
Indian	10,265
Pakistani	5,625
Chinese	3,810
Nigerian	3,175
American (U.S.)	2,395

³⁰ Source: Eurostat database: Third country nationals ordered to leave - annual data (rounded) (migr_eiord)
http://appsso.eurostat.ec.europa.eu/nui/show.do?dataset=migr_eiord&lang=en

³¹ Source: Eurostat database: Third country nationals returned following an order to leave - annual data (rounded) (migr_eirtn). This includes all types of returns (e.g. in the case of the UK: enforced removals; voluntary and assisted voluntary returns; refused entry at port).
http://appsso.eurostat.ec.europa.eu/nui/show.do?dataset=migr_eirtn&lang=en

27. Country Factsheet Norway

Updated [08/08/2014]

27.1 REG contact point details

Table 27.1 REG contact point details

Institution	Contact person	e-mail address
The Norwegian Directorate of Immigration / (UDI)	Anne Siri Rustad	asr@udi.no
Ministry of Justice and Public Security	Hilde Foss	Hilde.foss@jd.dep.no

27.2 Actors in the return procedure

Table 27.2 below provides an overview of the state authorities responsible for return policy.

Table 27.2 State authorities responsible for return policy

	Actor
Authority responsible for overall return policy	Ministry of justice and Public Security
Authority responsible for the imposition of return decisions	The Norwegian Directorate of Immigration (UDI). The National Police Immigration Service (PU)
The authority responsible for executing return decisions (forced return)	The National Police Immigration Service (PU)
The implementing authorities of voluntary return programmes	UDI

Table 27.3 Implementing partners of voluntary return and reintegration programmes at national level (NGOs/IOs) (not exhaustive)

Institution	Main focus
IOM NORWAY	Norway

27.3 Facts and figures

Table 27.4 below provides an overview of the number of third-country nationals ordered to leave Norway each year as well as the number of returned per year (Eurostat). The number of persons ordered to leave decreased in 2013 (14,245) in comparison to 2011 (15,855), whilst the number of third-country nationals returned increased in 2013 (5,050) in comparison to 2011 (4,415). When looking at the EU total, in 2013, Norway returned 2.23% of the total number of persons returned in the EU, which represents 1.17% of the total number of third country nationals ordered to leave in 2013.

Table 27.4 Third-country nationals ordered to leave and returned for the years 2009-2013 (in thousands)

	2009		2010		2011		2012		2013	
	MS	%EU	MS	%EU	MS	%EU	MS	%EU	MS	%EU
Ordered to leave	NA		NA		15,8	3,2	14,6	3	14,2	
Returned	NA		NA		4.1	2.23	3.7	1.78	5.05	2.23

Source: Eurostat [migr_eiord] and [migr_eirtn] - Extracted on 25th July 2014

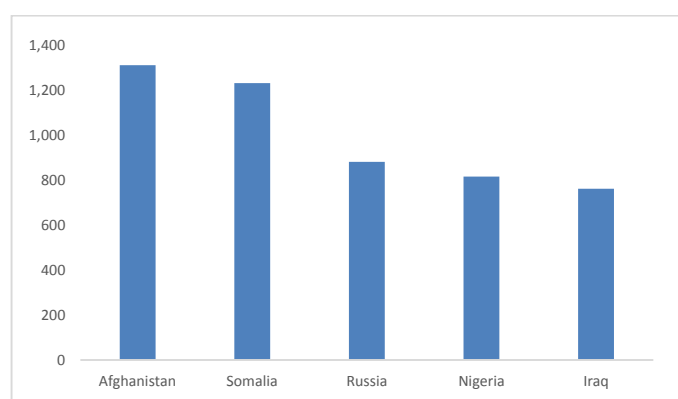
Table 27.5 provides the number of third-country nationals returned, disaggregated by the type of returns. Both the number of forced returns as well as the number of assisted voluntary returns increased during 2009-2013. A gap exists between the numbers of third-country nationals returned by force as opposed to by assisted voluntary departure.

Table 27.5 Number of returns disaggregated by type of return for the years 2009-2013 (in thousands)

	2009	2010	2011	2012	2013
	MS	MS	MS	MS	MS
Forced Return	3,3	4,6	3,2	3,7	4,5
Voluntary Departure	NA	NA	NA	NA	NA
Assisted Voluntary Departure	1	1,4	1,8	1,7	1,8

Figure 27.1 below shows **the top-five nationalities of third country nationals TCNs ordered to leave in 2013**. Most returnees have Afghan nationality, followed by **Somalia** (1,230), **Russia** (880), **Nigeria** (815) and **Iraq** (760). The total number of TCNs with these nationalities (4,995) accounted for **more than one third** of the total TCNs issued an order to leave in 2013.

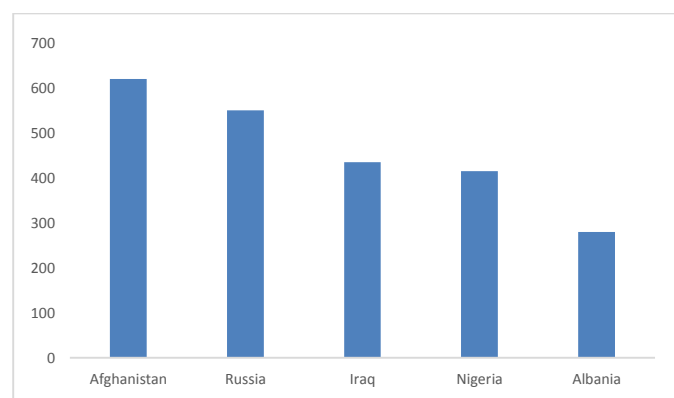
Figure 27.1 Top-five nationalities of TCNs ordered to leave



Source: Eurostat [migr_eiord] - Extracted on 25th July 2014

Figure 27.2 below indicates the **top-five nationalities of TCNs returned in 2013**. Most TCNs are returned to **Afghanistan** (620), **Russia** (550), **Iraq** (435), **Nigeria** (415) and **Albania** (280). Overall the top-five nationalities ordered to leave and the top-five nationalities of TCNs returned are largely similar, with Afghanistan, Russia, and Iraq featuring in both lists. The total of the top-five nationalities of TCNs returned (2,300) represents **almost 50%** of the total of number of enforced returns from Norway in 2013.

Figure 27.2 Top-five nationalities of TCNs returned



Source: Eurostat [migr_eirtn] - Extracted on 25th July 2014

27.4 National assisted voluntary return programmes

The table below provides an overview of the different national assisted voluntary return programmes in place, divided by the following types of programmes:

- ★ General voluntary return programmes;
- ★ Specific voluntary return programmes targeting a particular category of third-country national or particular activities;
- ★ Specific reintegration assistance programmes targeting particular third countries.

Table 27.6 Overview of national return and reintegration programmes

General voluntary return programmes					
Name	Duration	Implementing actor(s)	Target group(s)	Description of activities	Funding (national and/ or EU)
Financial support to assisted Voluntary Return (FSR)	01 September 2009 – 31 December 2014	IOM Oslo	Migrants the return with assistance by IOM, all nationalities, except nationals from countries with specific reintegration programmes.	Pre- departure counselling Cash assistance upon arrival in country of origin.	Funded by the Norwegian government.
Specific voluntary return programmes targeting particular categories of third-country national and particular activities					
Name	Duration	Implementing actor(s)	Target group(s)	Activities	Funding (national and / or EU)
Information, Voluntary return and reintegration support for vulnerable migrants	01 January 2011 – 31 December 2014	IOM OSLO	40 (in 2014) vulnerable migrants in Norway returning voluntary to country of origin (victims of trafficking, Under age minors, medical cases and other vulnerable migrants)	Counselling. Family tracing. Travel preparations, assistance and reception. Reintegration assistance cash and in-kind (housing, job referrals, placement, on job training, vocational training, self- employment business start-up)	Funded by the Norwegian Government.
Reintegration programmes targeting specific third countries					
Name	Duration	Implementing actor(s)	Target group(s)	Activities	Funding (national and / or EU)
IRRANA (Information, Return and Reintegration for Afghan Nationals to Afghanistan)	26.04.2006 – 31.12.2014	IOM Norway /Afghanistan	Afghan nationals in Norway, asylum seekers and former asylum seekers /irregular Afghans.	Counselling. Cash. Reintegration assistance (set – up small business, education support, employment salary subsidies, housing support)	Founded by the Norwegian government.
IRRINI (Information, Return and Reintegration for Iraqi nationals to Iraq).	01.03.2008 – 31.12.2014	IOM Norway / Iraq	Iraqi nationals in Norway, asylum seekers and former asylum seekers /irregular Iraqis.	Counselling, Cash support. Reintegration assistance (Set – up small business, education support,	Founded by the Norwegian government

				employment salary subsidies, housing support)	
PRAN (Post-arrival reception and reintegration assistance to Afghan Nationals after forced return from Norway)	01.09.2008 – 31.12.2014	IOM Afghanistan	Afghan nationals that are deported from Norway to Afghanistan	Counselling, cash support, reintegration assistance (business set up, education support, employment salary subsidies).	Founded by the Norwegian government
ARE (Program for Reintegration of rejected asylum seekers voluntarily returning from Norway to Ethiopia)	01.03.2013 – 31.12.2014	The Administration for Refugees and Returnee Affairs (ARRA), Ethiopia	Ethiopian nationals in Norway, asylum seekers and former asylum seekers /irregular Ethiopian.	Counselling, Cash support. Reintegration assistance (business set up, education support, employment salary subsidies, housing support)	Founded by the Norwegian Government.

27.5 Cooperation initiative

Norway participates in one EU-funded cooperation initiative.

Table 27.7 Cooperation initiatives

Cooperation initiatives					
<i>Name</i>	<i>Duration</i>	<i>actor(s); indicate who the lead partner is</i>	<i>Target group(s)</i>	<i>Activities</i>	<i>Funding (national and / or EU)</i>
European Reintegration Instrument (ERI)	24 months, provisional starting date is June 1st 2014.	The Norwegian Directorate of Immigration participates on behalf of Norway.	Migrants from PM Both Asylum seekers and non- asylum seekers are eligible. Both Voluntary and non- voluntary are eligible	Providing counselling, referral and return and reintegration assistance	EU - funded