

# Latest Asylum Trends

2023



# **Latest Asylum Trends 2023**

**Annual Analysis**

**February 2024**





Manuscript completed in February 2024

Neither the European Union Agency for Asylum (EUAA) nor any person acting on behalf of the EUAA is responsible for the use that might be made of the information contained within this publication.

© European Union Agency for Asylum (EUAA), 2024. Reproduction is authorised provided the source is acknowledged. For any use or reproduction of photos or other material that is not under the EUAA copyright, permission must be sought directly from the copyright holders.

The cover illustration is the result of text-to-image Artificial Intelligence-driven image generating software, used by a third party, and uploaded to the hereinafter referenced image databank. In line with Adobe, Inc.'s [guidance to contributors](#), the main subject of the prompt is referenced in the image title. The use of a third party's AI-generated image by the EUAA does not constitute an endorsement of the underlying data used to train the model, including any potential biases. File #: [523923349](#) © Rick, Adobe Stock, 2024



# Contents

<b>List of abbreviations</b> .....	<b>4</b>
<b>Overview</b> .....	<b>5</b>
<b>Applications</b> .....	<b>6</b>
Main citizenships.....	6
Trends.....	8
Per receiving country.....	9
Per Capita .....	10
<b>Recognition rates</b> .....	<b>12</b>
Main citizenships.....	12
Across the EU+ .....	13
<b>Pending cases</b> .....	<b>15</b>
<b>EUAA Research</b> .....	<b>17</b>
<b>Annexes</b> .....	<b>18</b>
Data Tables .....	18
Definitions.....	20





## List of abbreviations

Term	Definition
<b>CEAS</b>	Common European Asylum System
<b>EPS</b>	EUAA's Early warning and Preparedness System
<b>EUAA</b>	European Union Agency for Asylum
<b>EU</b>	European Union
<b>EU+ Countries</b>	Member States of the European Union and Schengen-associated Countries
<b>Member States</b>	Member States of the European Union
<b>SAM-UKR</b>	Survey of Arriving Migrants for Displaced People from Ukraine





# Overview

**Figure 1. Asylum applications lodged in the EU in 2023 (1.1 million) by receiving countries and main citizenships.**



Source: EUAA Early Warning and Preparedness System (EPS) data as of 1 February 2024. Portuguese data incomplete.

Click here for an [interactive chart](#). Click here for [Data Tables](#).

## Key Findings

1. In 2023, the EU+ received 1.1 million asylum applications, up by 18% compared to 2022 and a level reminiscent of the 2015-16 refugee crisis.
2. Syrians continued to lodge by far the most applications in 2023, up by 38% compared to 2022.
3. In 2023, Germany maintained its position as the foremost destination for asylum seekers in the EU+, receiving very nearly a third of all applications lodged in the EU+.
4. At the end of 2023, there were more cases pending at first instance (883,000) than at any other point since 2016, amid the refugee crisis of 2015-16.
5. At the end 2023, there were about 4.4 million beneficiaries of temporary protection in the EU+ who fled Ukraine following Russia's full-scale invasion. Notably, Czechia hosted the most beneficiaries per capita, followed by Bulgaria, Estonia, Lithuania and Poland.

# Applications

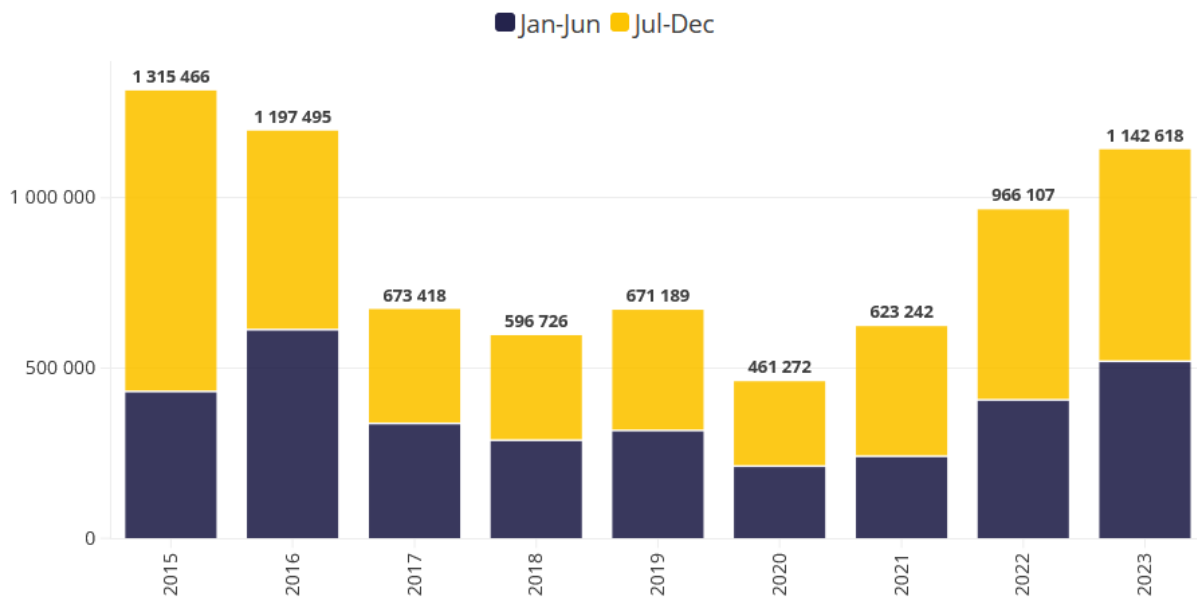
## Main citizenships

In 2015-2016 more than a million migrants and asylum seekers arrived in the EU in what has become known as the refugee crisis, which has since dominated much of the policy landscape in the EU. During this time, applications for asylum skyrocketed in the EU+ (EU Member States plus Norway and Switzerland). The figure illustrates these two years of extreme pressure on EU+ asylum and reception authorities, which were followed by several years of reduced applications, even to below half a million applications in 2020 when COVID-19 lockdowns and travel restrictions radically reduced global mobility. However, since that time applications for asylum have been on the increase year on year until 2023, when more than 1.1 million applications were lodged in the EU+, a level clearly reminiscent of the refugee crisis.


The true scope of this challenge extends beyond increased asylum applications because approximately 4.4 million displaced persons from [Ukraine](#) are also benefitting from [Temporary Protection](#), thereby adding a significant layer to the overall count of individuals arriving in the EU+ with protection needs.

These concurrent trends – the surge in asylum applications and the influx of displaced persons from Ukraine – are exerting immense strain on the EU+ asylum and reception systems. National authorities are being pushed to their limits in their efforts to accommodate and safeguard those in need.

**Figure 2. Applications for asylum in the EU+**



Source: EUAA Early Warning and Preparedness System (EPS) data as of 1 February 2024. Portuguese data incomplete.

Click here for [interactive chart](#)  with a citizenship “drill-down” functionality. Click here for [Data Tables](#).





In 2023, [Syrians](#), consistently at the forefront of asylum applications in the EU+, submitted 181,000 applications, which is up by 38% compared to 2022 and represents by a wide margin the most applications since the refugee crisis. [Afghans](#) have formed the second-largest applicant group for many years and this trend continued in 2023, but at 114,000 they lodged 11% fewer applications than in 2022 marking Afghans as one of the only main nationalities with a declining trend.

Importantly, among the main citizenships seeking protection in the EU+ in 2023, many lodged the most applications since the refugee crisis and some even the most applications on record. These included:

- [Turkish](#) nationals lodged nearly 101,000 applications, up by 82% compared to 2022, with most applications lodged in **Germany**.
- [Venezuelan](#) and [Colombian](#) nationals lodged more than 60,000 applications each, both up by more than a third compared to 2022 with the vast majority lodged in **Spain**.
- [Moroccan](#) and [Egyptian](#) nationals lodged close to 31,000 and 27,000 applications apiece, but with different destination countries: Moroccans mostly applied in **Austria** whereas Egyptians mostly in **Italy**.
- [Guinean](#) and [Ivorian](#) nationals lodged more than 20,000 applications apiece, mostly in **France**.

Many of these citizenships were also detected illegally crossing the EU external border. In fact, [Frontex announced](#) that in 2023 [detections of illegal-border crossing](#) were higher than at any other point since 2016. Overall, there continue to be far fewer detections at the border than applications for asylum, but many similarities remain. For example, Syrians were the most detected at the border (100,000) on several irregular migration routes, while also lodging the most applications for asylum (181,000). Moreover, Afghans despite lodging slightly fewer applications for asylum were still among the most detected nationalities on the Western Balkan route, the Eastern Mediterranean route and the Eastern Land border, as well as on exit towards the UK. Guineans and Ivorians stand out as lodging increasing numbers of asylum applications and were also among the most detected nationalities on the Central Mediterranean route.

Everyone has the right to seek asylum irrespective of how they arrived in the receiving country. Indeed, many asylum seekers are not irregular migrants at all, instead arriving legally as regular travellers even on flights from their home countries. In 2023, around a fifth of all asylum applications were lodged by citizenships that benefit from [visa-free travel agreements](#) to the Schengen area, such as the one put in place for British nationals post Brexit. Most notable were [Venezuelans](#) and [Colombians](#), and to a lesser extent, [Peruvians](#) who continue to lodge many and increasing applications for asylum. The vast majority of these Latin American applications were lodged in Spain, accounting for more than 80% of Venezuelan applications and Colombian applications in 2023, plus nearly all were first-time applications, suggesting that the applicants were newly arrived in the EU+. Also important in this perspective were [Georgian](#) applicants, who lodged more than 25,000 applications in 2023, albeit down by 12% compared to 2022. In response to challenges linked to visa-free travel, particularly the high numbers of unfounded asylum applications, the Commission adopted a [proposal](#) in October 2023 to strengthen the visa suspension mechanism.

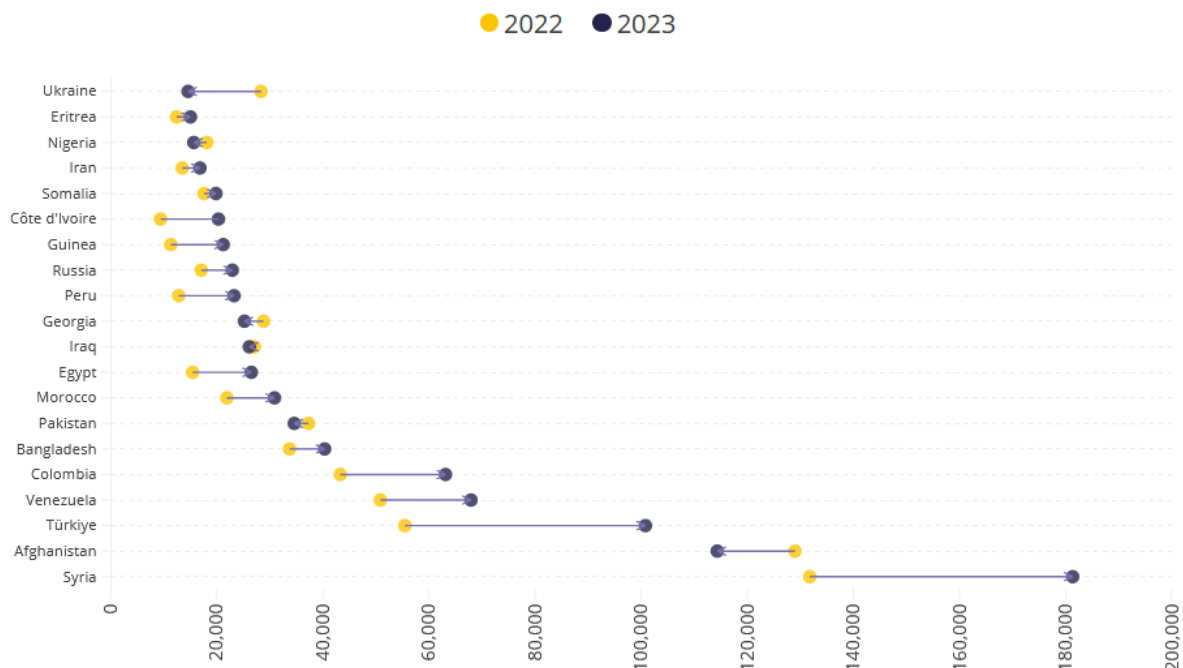


Sometimes, the exact number of asylum seekers is difficult to assess because their nationalities are recorded in different ways. For example, statelessness is defined differently among EU+ countries (Read: [EUAA Asylum Report](#)) which can impact data quality and situational awareness. This was especially relevant in 2023 following the Hamas attacks across Israel on 7 October, and the war in Gaza that ensued, potentially displacing persons from [Palestine](#) which is not recognised as a state by all EU+ countries. Despite some inconsistent data, it has become clear that more Palestinians are lodging asylum applications in the EU+. In 2023, the number of applications reached nearly 11,600, the highest ever recorded and two thirds higher than in 2022. Specifically, the number of applications in Greece more than doubled over the same period, with nearly all being first-time applications, implying that applicants had recently arrived in the EU+. However, the available data does not offer detailed insights into their specific circumstances.

## Trends

To eliminate month-to-month fluctuations, this section offers a comprehensive overview of the asylum application trends of the top 20 nationalities in 2023 (yellow) in comparison to the year before (blue). [Syrians](#) and [Afghans](#) lodged the most applications for asylum during both these time periods. However, Syrian applications saw a considerable increase (+38%), whereas Afghans applications declined by 11%.

**Figure 3. Asylum applications in 2023 (blue) versus 2022 (yellow) for main citizenships**



Source: EUAA Early Warning and Preparedness System (EPS) data as of 1 February 2024.

Click for an [interactive chart](#) . Click here for [Data Tables](#).

Most of these main citizenships exhibited an upward change in their application numbers, which is to some extent a statistical artefact because nationalities with declining trends are more likely


to fall out of the top 20, while those with increasing trends tend to rise into the ranking. Nevertheless, it is notable that [Ivorians](#) lodged twice as many applications as in 2022, whereas [Turks](#), [Peruvians](#), and [Guineans](#) lodged nearly twice as many applications over the same period.

In contrast, among these top citizenships, only [Ukrainians](#) (many of whom are eligible for [Temporary Protection](#)), Nigerians, [Georgians](#), and [Afghans](#) lodged substantially fewer applications in 2023 compared to 2022.

## Per receiving country

In 2023, Germany maintained its position as the foremost destination for asylum seekers in the EU+, receiving 334,000 applications or 29% of all applications lodged in the EU+. Remarkably, Germany alone received more applications than the next two receiving countries combined: France with 15% of all applications (167,000) and Spain with 14% (162,000). Italy too featured prominently in the asylum landscape with 136,000 applications which represented a non-trivial 12% of all applications in the EU+. It is worth noting that collectively these four countries received more than two thirds of all applications lodged in the EU+ during this period.

**Figure 4. Applications for asylum, by receiving country**



Source: EUAA Early Warning and Preparedness System (EPS) data as of 1 February 2024. Portuguese data incomplete.

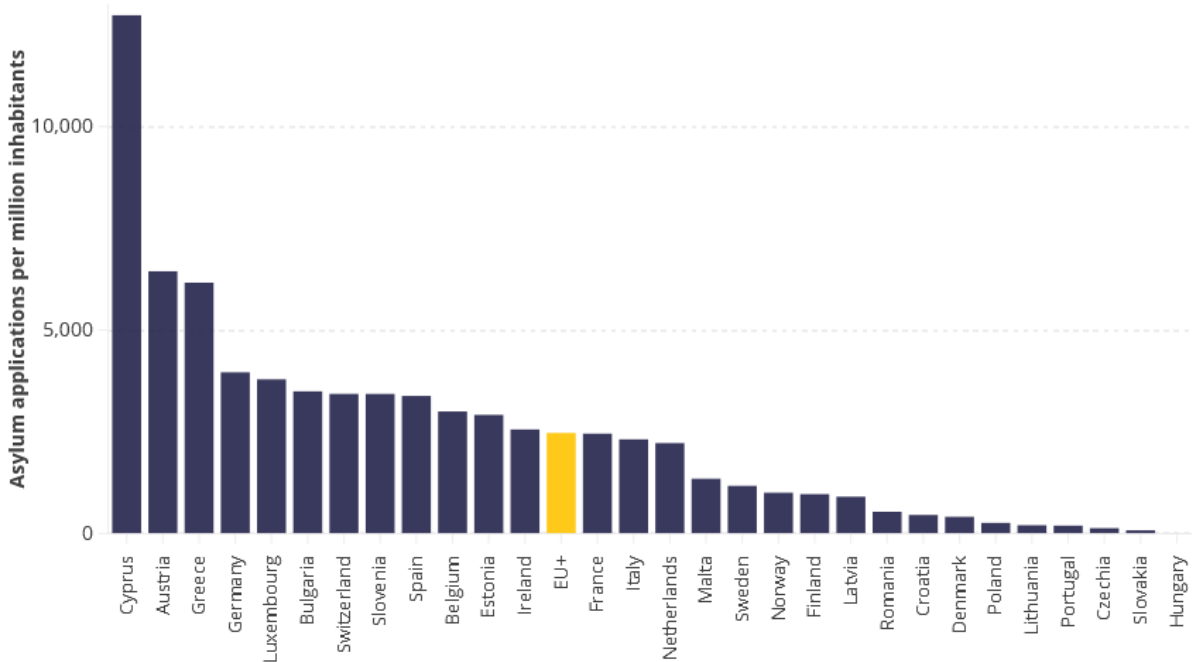
Click here for an [interactive chart](#) with a citizenship “drill-down” functionality. Click here for [Data Tables](#).

Certain citizenships tend to lodge most of their applications in a single EU+ country. In 2023, these included [Venezuelans](#) and [Colombians](#) who both lodged more than 80% of all their applications in Spain; [Egyptians](#) who lodged nearly 70% of their applications in Italy, [Turks](#) who lodged just over 60% of their applications in Germany, and [Peruvians](#) who lodged just over 60% of their applications in Spain.

## Per Capita

Evaluating which EU+ countries tend to receive the most applications for asylum is important but to some extent a simple like-for-like comparison is not appropriate because the EU+ countries vary wildly in terms of the size and capacity of their asylum and reception systems. As a rough measure of their overall capacity and a more nuanced estimation of the pressure exerted on national authorities, this analysis takes into account the number of asylum applications lodged per million inhabitants ([Eurostat population data](#)).

**Figure 5. Applications for asylum per capita, by receiving country**



Source: EUAA Early Warning and Preparedness System (EPS) data as of 1 February 2024. Portuguese data incomplete. Population sizes: Eurostat (DEMO\_GIND) extracted on 12 February 2024.

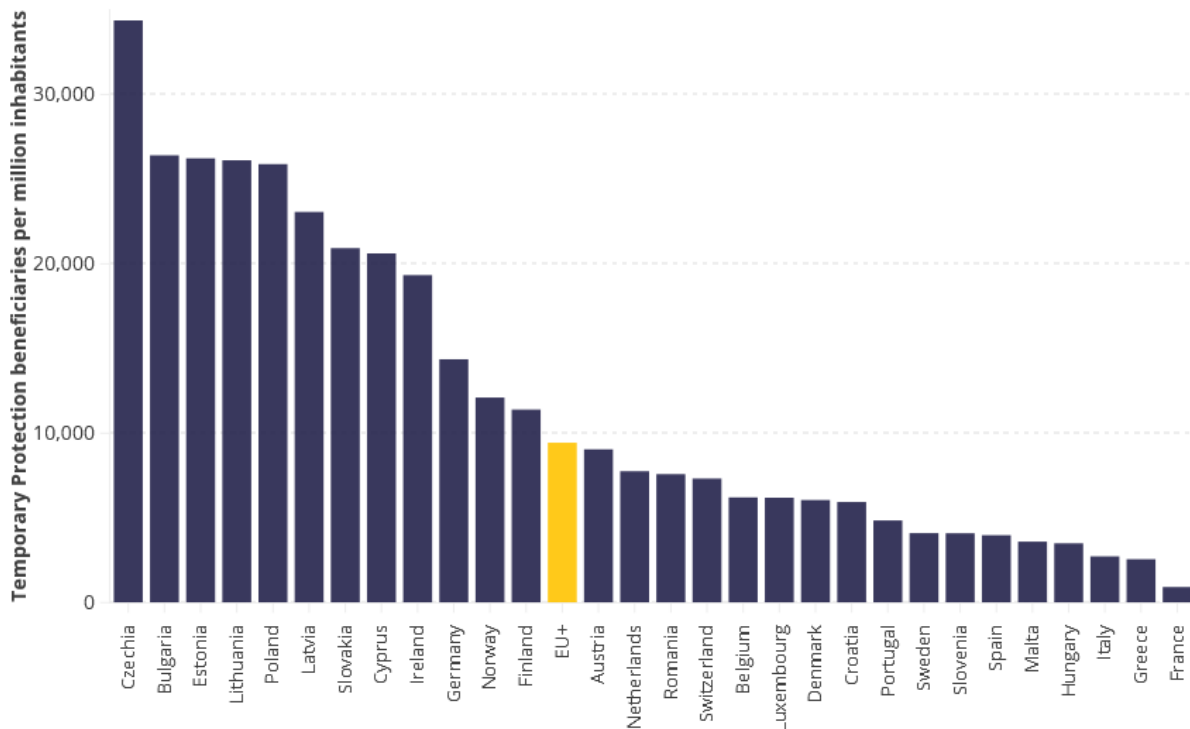
Click here for an [interactive chart](#) . Click here for [Data Tables](#).

In 2023, Cyprus, with a small population size of around 921,000, received 12,000 asylum applications. This amounts to a rate of 13,000 applications per million population, or 1 application for every 78 inhabitants. In contrast, Germany reported many more applications for asylum (circa 334,000); however, given its larger population of 84 million, the German rate is lower at 4,000 applications per million inhabitants, or 1 application per 252 inhabitants. Belgium and Estonia, while receiving very different numbers of applications per se (35,000 and 4,000, respectively), tended to be under similar pressure per capita: each country received around 3,000 applications per million population.

Taking the whole EU+ into consideration: its population of 463 million and 1.1 million asylum applications received in 2023, converts to 2,500 applications per million population, or about 1 application for every 400 persons.

Uniquely among EU+ countries, Hungary received just 30 applications for asylum in 2023 despite a population size in excess of 9.5 million persons (10 times that of Cyprus), probably because since 2020, applicants are required to submit a declaration of intent at a Hungarian embassy in a non-EU country before they can enter the country and apply for international protection. Read more in the [EUAA Asylum Report 2021](#).

**Figure 6. Number of persons benefitting from Temporary Protection per capita, by host country**



Source: Population sizes: Eurostat (DEMO\_GIND) extracted on 12 February 2024. Beneficiaries of temporary protection: Eurostat (MIGR\_ASYTPSM) extracted on 12 February 2024.

Click here for an [interactive chart](#). Click here for [Data Tables](#).

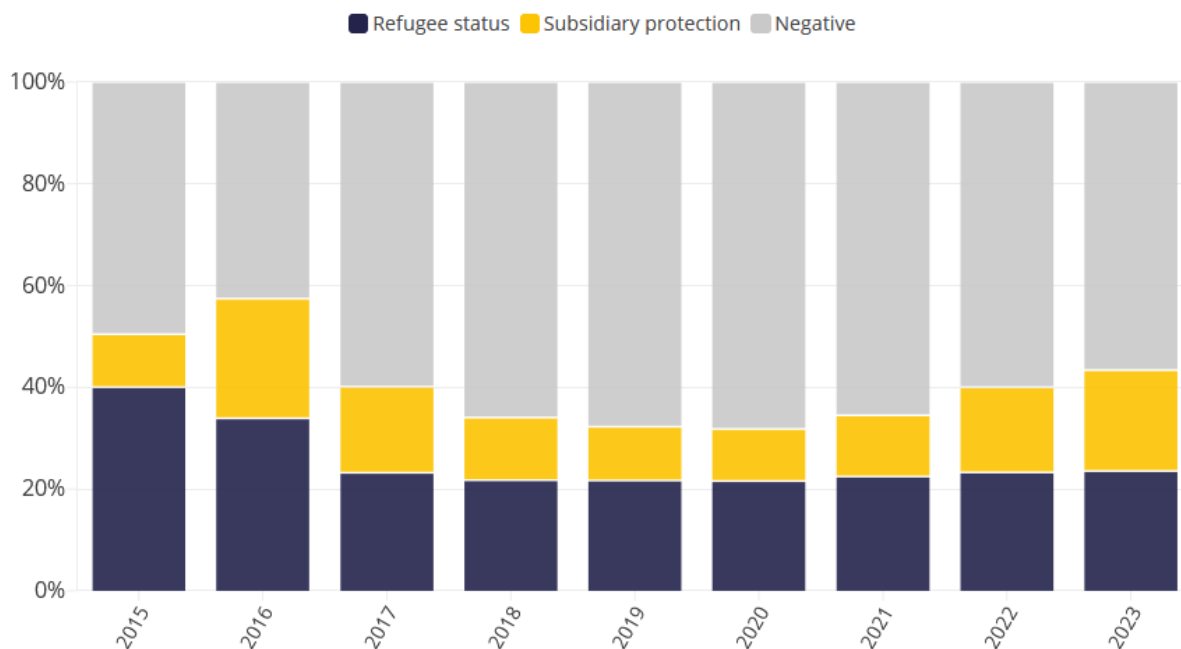
In addition to asylum applications, as of the end of December 2023, there were also 4.4 million persons benefitting from temporary protection in the EU+. This protection is based on a 2001 [Directive](#) which was triggered for the first time in response to the Russian invasion of Ukraine in 2022 with the aim of offering quick and effective assistance to people displaced to the EU+. At the end of December 2023, half of all beneficiaries of [temporary protection](#) were either in Germany (1.2 million) or Poland (1 million). For context and to allow comparisons with the inflow of asylum applications, Figure 6 illustrates the number of beneficiaries of temporary protection per capita being hosted in each EU+ country. In Czechia, there were about 34,000 beneficiaries per million [inhabitants](#), which amounts to one beneficiary for every 29 inhabitants, followed by Bulgaria, Estonia, Lithuania, and Poland (all at approximately 26,000 beneficiaries per million, or 1 beneficiary for every 38 or 39 inhabitants).

# Recognition rates

## Main citizenships

In 2023, the recognition rate, which reflects the percentage of asylum applications that receive decisions granting refugee status and subsidiary protection, was around 43% which is the highest level since 2016. It is worth noting that recognition rates for most of the main citizenships differ wildly from each other but tend to remain relatively steady over time. For example, in 2023, Bangladeshis continued to have a recognition rate of around 5% which has remained steady for many years, plus Pakistanis at round 11% and Eritreans at 83%.

**Figure 7. Recognition rates, by year**



Source: EUAA Early Warning and Preparedness System (EPS) data as of 1 February 2024.

Click here for an [interactive chart](#)  with a citizenship “drill-down” functionality. Click here for [Data Tables](#).

Some nationalities however have been granted protection at rates which have evolved over time, not only in the percentage of decisions that grant protection but also the types of protection that are put in place. These include:

- [Ukrainians](#) – the recognition rate jumped from 12% in 2021 to 86% in 2022 and further to 92% in 2023 with most decisions granting subsidiary protection.
- [Turks](#) – the recognition has been in steady decline over the last four years from 54% in 2019 to just 25% in 2023.
- [Syrians](#) – notwithstanding 2021 (when Germany granted many negative decisions on repeated applications) the recognition rate has been above 80% even above 90% for many years. However, since 2020 onwards there has been a trend favouring decisions



granting subsidiary protection over refugee status, with refugee status falling from more than 50% of all decisions in 2020 to just 26% in 2023.

Read: [EUAA Country Guidance on Syria](#), [Syria – Country Focus](#) and the following EUAA COI reports [Security situation](#), [Targeting of individuals](#), [Socio-economic situation](#) and [Major human rights, security and humanitarian developments](#).

- **Afghans** – the recognition rate has been more or less increasing from 32% in 2017 to 61% in 2023, briefly peaking at 66% in 2021 following the Taliban takeover. In recent years, there has also been a steady trend of granting more refugee status, which constituted less than 20% of all decisions going back as far as 2016, compared to half of all decisions in 2023.

Read: [EUAA Country Guidance on Afghanistan](#), [Afghanistan – Country Focus](#) and the following EUAA COI reports from 2022 [Targeting of Individuals](#), [Security Situation](#), [Key socio-economic indicators](#) and [Major legislative, security-related, and humanitarian developments](#).

Context: It should be noted that some applicants, especially those from [Venezuela](#) and to a lesser extent from [Afghanistan](#), tend to be granted national (rather than international) [forms of protection](#) which are unregulated at the EU level and are therefore considered as negative asylum decisions in these statistics. Also, these recognition rates are based on first instance decisions issued by asylum authorities and do not account for cases decided by judiciary and other authorities at [second or higher instance](#), *i.e.* appeal and review. Read more in the EUAA [Factsheet n° 19](#) on recognition rates.

## Across the EU+

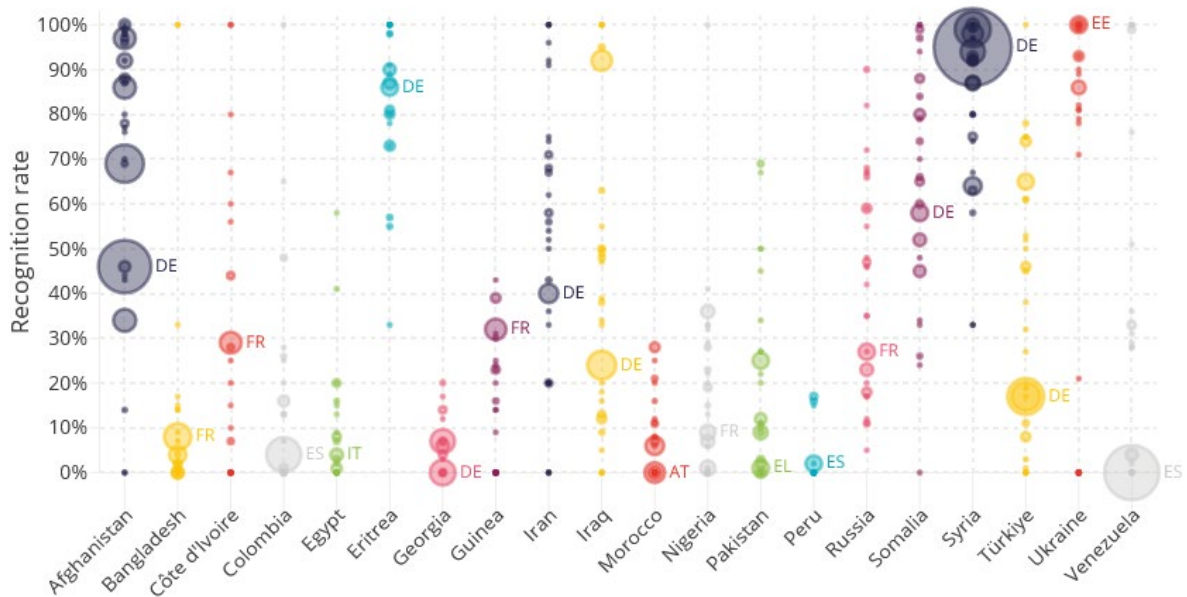
The aim of EUAA's work is to foster a harmonised implementation of the Common European Asylum System across the EU so as to reach a situation where an application for international protection would receive the same decision, no matter where it was lodged. Recognition rates, the percentage of asylum applications that receive decisions granting refugee status or subsidiary protection, are sometimes cited as an indicator of the level of such harmonisation between EU+ countries.

It is important to recognise that several objective factors may lead to variations in recognition rates. The complexity of an asylum application and its examination cannot be reduced to a single measure such as the nationality of the applicant. Differences in the underlying profile of the applicant, national jurisprudence and national policies, and the application of certain legal concepts also come into play and can result in different recognition rates (Read: [Asylum Report – National policies on specific profiles and nationalities](#)). Irrespective of underlying causes, this figure illustrates recognition rates across the EU+ for various citizenships. In each column, individual circles of the same colour represent different issuing countries, with the size of each circle reflecting the number of decisions issued, and their placement on the vertical (y) axis indicating the corresponding recognition rate – namely, the percentage of decisions that granted refugee status or subsidiary protection.





**Figure 8. Recognition rates for the main citizenships across EU+ countries**



Source: EUAA Early Warning and Preparedness System (EPS) data as of 1 February 2024.

Click here for an [interactive chart](#). Click here for [Data Tables](#).

Notes: In each column, bubbles represent different EU+ countries. The sizes depict the number of decisions issued, while the placement on the vertical (y) axis illustrates the recognition rate. The EU+ country issuing the most decisions is labelled for each citizenship.

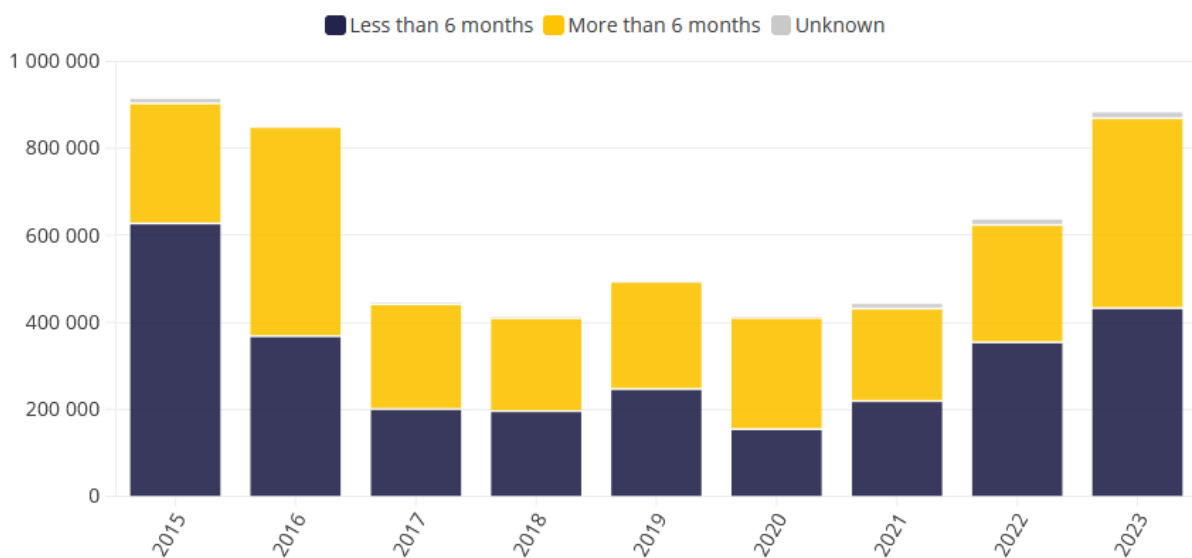
In 2023, the EU+ recognition rate for [Afghans](#) stood at 61% but as the chart shows, there was much variation between receiving countries (leftmost column of black circles). Nearly half of all Afghanistan decisions were issued by Germany (the biggest circle, labelled) where the 2023 recognition rate stood at 46%. However, it is important to note that Germany also issued many decisions to Afghans granting a national form of protection (48% of all first instance decisions, not shown). France also issued many decisions to Afghans with a 2023 recognition rate of 69%, while Switzerland issued 97% positive decisions to Afghans, compared to Belgium with 34%. This variation can be seen in a [more detailed chart on convergence](#), and read [EUAA Country Guidance on Afghanistan](#) and [EUAA Country Focus on Afghanistan](#).

In contrast, the recognition rate for [Syrians](#) exhibited a much higher degree of consistency among receiving countries. Among the countries issuing the most decisions for Syrians, Austria had a recognition rate of 99%, Bulgaria, 98% Germany 95% and the Netherlands 94%. Notwithstanding the 64% recognition rate for Syrians in Greece, this similarity in recognition rates suggests a more consistent assessment of protection needs among Syrians across these EU+ countries. There were however marked differences in the granting of refugee status versus subsidiary protection, which can be seen in a [more detailed chart on convergence](#).

## Pending cases

While an application is awaiting a first instance decision, it is part of the caseload of applications under examination by the asylum authorities, or so-called first instance pending cases. The number of pending cases serves as a key indicator that reflects the workload faced by national authorities and the strain on national asylum systems, including reception systems. As of the end of December 2023, some 883,000 cases were awaiting a first instance decision which is up by 39% compared to 2022 and is double that of the period between 2017-2021.

**Figure 9. Pending cases at first instance**



Source: EUAA Early Warning and Preparedness System (EPS) data as of 1 February 2024. Missing data from Slovakia.

Click here for an [interactive chart](#) with a citizenship “drill-down” functionality. Click here for [Data Tables](#).

In general, citizenships lodging the most applications tend to have the most cases awaiting decisions. For example, at the end of 2023, [Syrians](#), Turks and Colombians had the largest volumes of first instance pending cases (123,000, 84,000 and 77,000, respectively). This situation was particularly pronounced for these three citizenships with the Syrian caseload increasing by 39% compared to 2022, somewhat overshadowed by the Turkish and Colombian caseloads both of which more than doubled compared to the end of 2022 (+118% and +110%, respectively), mostly in Germany for Turks and mostly in Spain for Colombians. The number of pending cases for Afghans remained stable at 72,000.

Also significant were increases in the number of Venezuelan cases awaiting a first instance decision (+52%) mostly in Spain, and Bangladeshi and Pakistani cases (+69%, +46%) mostly in Italy.

Context: EU+ asylum authorities are under pressure to increase their decision making, and do so often with the [operational support](#) of the EUAA. Despite these efforts, decision making has not kept pace with the number of applications being lodged. As a consequence, we estimate



that the total number of cases awaiting a decision at the end of November 2023 (including those in [appeal or review](#)) increased to around 1,100,000 ([Eurostat](#) – missing data estimated). Within this total, we conclude that three quarters (76% or 863,000) of cases were pending at first instance, while the remaining quarter (24% or 280,000) were awaiting decisions at second or higher instances.





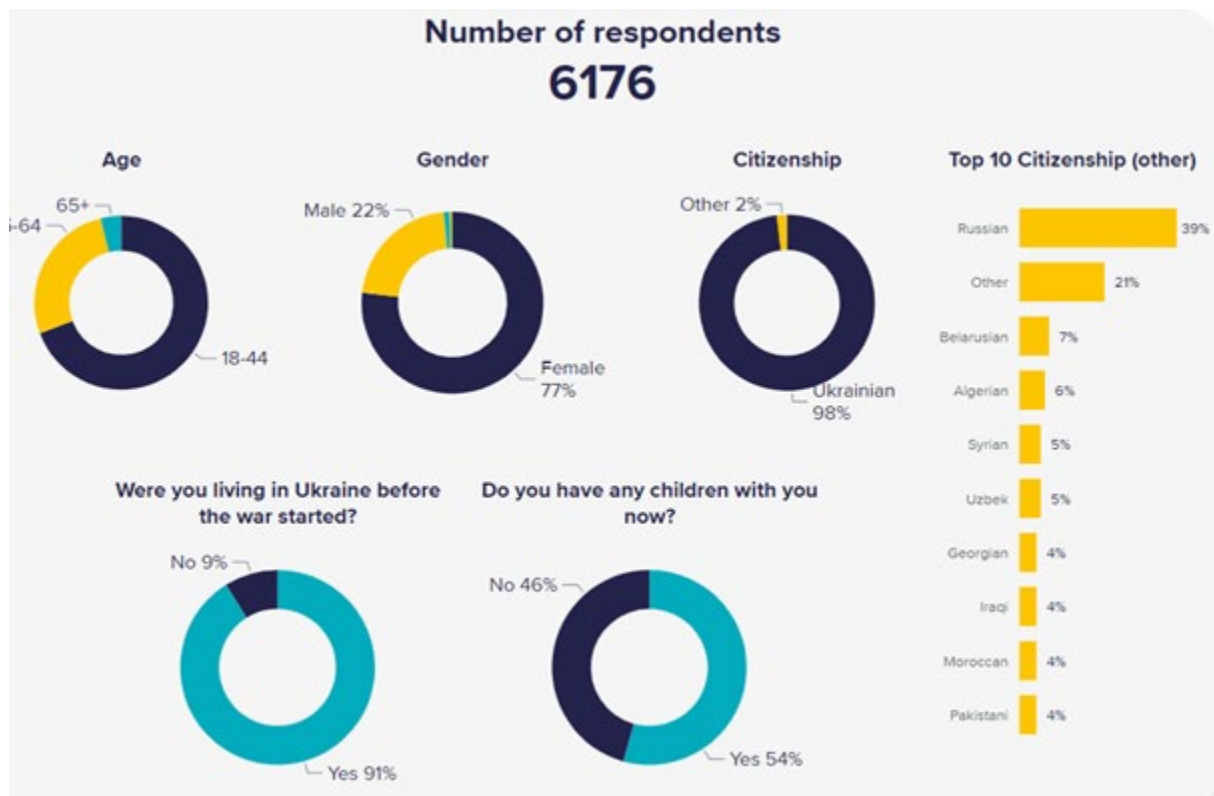
## EUAA Research

The Survey of Asylum-related Migrants (SAM) is a multi-country project designed to collect testimonies directly from people seeking international protection across the EU+. The project uses online, self-administered surveys that can be completed on smartphones and offers the possibility to survey large numbers of migrants at the same time. The objective of SAM is to collect data on push and pull factors, travel histories, or and migrants' future aspirations. Understanding these drivers both facilitates general preparedness to deal with a high number of arrivals but also to better inform decision makers about the needs and expectations of migrants.

On 11 April 2022, the EUAA launched the [Survey of Arriving Migrants for Displaced People from Ukraine](#), with the support of the Organisation for Economic Co-operation and Development (OECD). The questionnaire was updated in February 2023 to include additional topics. Demographics of the responses since February 2023, as of 12 February 2024, are shown below but for more detailed information read the latest EUAA Employment and Education [factsheet](#) and see the EUAA publications portal for a Voices Report that was drafted in collaboration with OECD and Gradus Research based in Ukraine.

The survey is ongoing and accessible in Ukrainian, Russian and English at: <https://tellusyourstorysurvey.eu/>.

**Figure 10. Demographic breakdown of survey respondents**



# Annexes

## Data Tables

**Figure 11. Key first instance indicators by country of origin, 2023**



Source: EUAA Early Warning and Preparedness System (EPS) data as of 1 February 2024. Click here for [Data Tables](#).

Figure 12. Key first instance indicators by receiving EU+ country, 2023

EU+ country	Asylum application	Top 3 countries	Type of application	Decisions issued	Positive decisions	Pending cases	Withdrawn applications	Resettlement arrivals
Austria	58,686	SY AF TR		37,161	22,852	23,188	30,846	0
Belgium	35,248	SY AF PS		25,613	11,436	39,429	4,499	284
Bulgaria	22,519	SY AF MA		8,739	5,789	11,951	16,394	0
Croatia	1,747	RU AF TR		92	31	1,541	2,277	0
Cyprus	11,731	SY NG AF		14,894	3,063	26,599	3,147	0
Czechia	1,397	TR VN UA		1,338	309	673	311	0
Denmark	2,427	SY AF ER		1,360	869	2,119	795	152
Estonia	3,981	UA RU AF		3,987	3,864	354	131	0
Finland	5,372	SO SY IQ		1,995	1,154	7,421	590	1,332
France	167,002	AF TR GN		132,568	41,652	53,323	840	3,012
Germany	334,109	SY TR AF		218,547	113,675	239,614	12,165	5,028
Greece	64,084	SY AF PS		40,181	24,922	29,885	11,254	0
Hungary	31	RU UN KA		35	22	15	0	0
Ireland	13,278	NG DZ AF		8,465	2,709	18,311	361	0
Italy	136,138	BD EG PK		25,558	10,701	162,091	6,986	1,223
Latvia	1,701	SY AF IR		269	118	591	1,091	0
Lithuania	575	BY RU SY		582	404	346	250	0
Luxembourg	2,504	SY ER AF		1,242	877	3,085	95	0
Malta	729	SY BD SD		951	261	832	613	0
Netherlands	39,550	SY TR ER		20,134	14,312	43,924	3,204	833
Norway	5,497	SY UA TR		2,892	2,100	4,535	702	2,222
Poland	9,519	BY UA RU		6,525	4,635	6,930	2,310	0
Portugal	1,998	AF CO GM		330	236		943	137
Romania	10,132	BD SY PK		5,327	876	1,062	3,844	154
Slovakia	416	TR BD UA		163	70		315	0
Slovenia	7,261	MA DZ PK		301	127	1,147	2,285	23
Spain	162,439	VE CO PE		90,078	11,187	182,691	4,216	0
Sweden	12,309	AF IQ SY		11,155	2,552	5,189	1,908	544
Switzerland	30,238	AF TR ER		17,000	13,037	15,567	3,244	376

Source: EUAA Early Warning and Preparedness System (EPS) data as of 1 February 2024. Click here for [Data Tables](#).



## Definitions

**Asylum applications** include all persons who have lodged or have been included in an application for international protection as a family member in the reporting country during the reporting period.

**EU+** refers to the 27 European Union Member States, plus Norway and Switzerland.

**First instance decisions** include all persons covered by decisions issued on granting EU-regulated international protection status (refugee or subsidiary protection) following a first time or repeated application for international protection in the first instance determination process.

**Pending cases** include all cases for which an asylum application has been lodged and are under consideration by the national authority responsible for the first instance determination of the application for international protection (until the first instance decision has been issued) at the end of the reference period (i.e. last day of the reference month). It refers to the “stock” of applications for which decisions at first instance are still pending.

The **EU+ recognition rate** includes EU-regulated forms of protection (refugee status and subsidiary protection) and excludes national protection forms (humanitarian reasons). It is calculated by dividing the number of positive first instance decisions (granting refugee status or subsidiary protection) by the total number of decisions issued.

This analysis was performed by the EUAA’s Situational Awareness Unit (SAU) based on monthly data exchanged under the [Early warning and Preparedness System](#) (EPS) as of 1 February 2024. Some data were incomplete at the time of going to press. The data shared with the EUAA by EU+ countries are provisional and unvalidated and, therefore, may differ from validated data submitted to Eurostat at a later stage under [Regulation \(EU\) 2020/851](#).

**Date of release: 28 February 2024**





