



Funded by
the European Union



2026.12 NO AHQ- Citizenship granted to foreigners in the EMN EU Member States and Observer Countries (2021-2025)

**European Migration Network
Ad-hoc query**

April, 2026

AD-HOC QUERY ON 2026.12 NO AHQ- CITIZENSHIP GRANTED TO FOREIGNERS IN THE EMN EU MEMBER STATES AND OBSERVER COUNTRIES (2021-2025)

REQUESTED BY EMN NCP LUXEMBOURG ON 19 FEBRUARY 2026

COMPILATION PRODUCED ON 17 APRIL 2026

Exported for: Unrestricted Dissemination

Responses from: EMN NCP Austria, EMN NCP Belgium, EMN NCP Bulgaria, EMN NCP Croatia, EMN NCP Cyprus, EMN NCP Czech Republic, EMN NCP Estonia, EMN NCP Finland, EMN NCP France, EMN NCP Georgia, EMN NCP Germany, EMN NCP Greece, EMN NCP Ireland, EMN NCP Italy, EMN NCP Latvia, EMN NCP Lithuania, EMN NCP Luxembourg, EMN NCP Netherlands, EMN NCP Norway, EMN NCP Poland, EMN NCP Portugal, EMN NCP Serbia, EMN NCP Slovakia, EMN NCP Slovenia, EMN NCP Spain, EMN NCP Sweden **(26 in total)**

Disclaimer: The following responses have been provided primarily for the purpose of information exchange among EMN National Contact Points (NCPs) in the framework of the EMN. The contributing EMN NCPs have provided, to the best of their knowledge, information that is up-to-date, objective and reliable. Note, however, that the information provided does not necessarily represent the official policy of an EMN Country.

BACKGROUND INFORMATION

On behalf of the EMN Norway:

The Norwegian Directorate of Immigration (UDI) has received a request from the Ministry of Labour and Social Inclusion seeking information on the number of citizenships granted in each European country (EU Member and Observer State) during the period

Ad-Hoc Query on 2026.12 NO AHQ- Citizenship granted to foreigners in the EMN EU Member States and Observer Countries (2021-2025)


2021–2025. This request follows a question submitted by a Member of Parliament to the Minister of Labour and Social Inclusion.

WE WOULD LIKE TO ASK THE FOLLOWING QUESTIONS:



We would very much appreciate your responses by **16 March 2026**.

1. How many citizenships were granted in your country per year during the period 2021–2025?



RESPONSES

		Unrestricted Dissemination ?	
	EMN NCP Austria	Yes	1. How many citizenships were granted in your country per year during the period 2021–2025? The granting of citizenship in Austria in the years 2021–2025 is broken down as follows: 2021: 16,171 2022: 20,606 2023: 19,939


Ad-Hoc Query on 2026.12 NO AHQ- Citizenship granted to foreigners in the EMN EU Member States and Observer Countries (2021-2025)

			<p>2024: 21,891 2025: 25,095</p> <p>(https://www.statistik.at/statistiken/bevoelkerung-und-soziales/bevoelkerung/migration-und-einbuengerung/einbuengerungen)</p>
	EMN NCP Belgium	Yes	<p>1. How many citizenships were granted in your country per year during the period 2021–2025?</p> <p>2021: 39.233 citizenships granted 2022: 48.482 citizenships granted 2023: 55.213 citizenships granted 2024: 60.108 citizenships granted 2025: The complete and official statistics for 2025 are not yet available. Here are the provisional statistics for the period January – September 2025: 48.915 citizenships granted. (These statistics are still subject to change in the official publication).</p>
	EMN NCP Bulgaria	Yes	<p>1. How many citizenships were granted in your country per year during the period 2021–2025?</p> <p>2021 – 15 154 2022 – 7379 2023 – 10 188 2024 – 11 776</p>


Ad-Hoc Query on 2026.12 NO AHQ- Citizenship granted to foreigners in the EMN EU Member States and Observer Countries (2021-2025)

			2025 – 14 355
	EMN NCP Croatia	Yes	<p>1. How many citizenships were granted in your country per year during the period 2021–2025?</p> <p>The numbers of the acquisition of citizenship in the Republic of Croatia in the period requested (2021-2025) are as follow:</p> <p>2021. : 3582 2022. : 6336 2023. : 7772 2024. : 7647 2025. : 8220 TOTAL 2021-2025: 33557</p>
	EMN NCP Cyprus	Yes	<p>1. How many citizenships were granted in your country per year during the period 2021–2025?</p> <p>Citizenships granted CYYearIssued</p> <p>2021: 752 2022: 801 2023: 790 2024: 158 2025: 684</p>


Ad-Hoc Query on 2026.12 NO AHQ- Citizenship granted to foreigners in the EMN EU Member States and Observer Countries (2021-2025)

	<p>EMN NCP Czech Republic</p>	<p align="center">Yes</p>	<p>1. How many citizenships were granted in your country per year during the period 2021–2025?</p> <p>In 2021, a total of 6,138 foreign nationals acquired Czech citizenship. Of these, citizenship was granted in 4,298 cases on the basis of an application (pursuant to Section 11 et seq. of the Act on State Citizenship), most frequently to nationals of Ukraine (1,483), Russia (917), and Slovakia (585). In addition, citizenship was granted to 69 children through special procedures (pursuant to Sections 28 and 29 of the Act on State Citizenship). A total of 1,771 persons acquired Czech citizenship in 2021 through various forms of declaration.</p> <p>In 2022, a total of 5,842 foreign nationals acquired Czech citizenship. Of these, citizenship was granted in 3,949 cases on the basis of an application (pursuant to Section 11 of the Act on State Citizenship), most frequently to nationals of Ukraine (1,370), Russia (798), Slovakia (590), Vietnam (163), and Belarus (120). In addition, citizenship was granted to 47 children through special procedures (pursuant to Sections 28 and 29 of the Act on State Citizenship). A total of 1,846 persons acquired Czech citizenship in 2022 through various forms of declaration.</p> <p>In 2023, a total of 6,437 foreign nationals acquired Czech citizenship. Of these, citizenship was granted in 4,426 cases on the basis of an application (pursuant to Section 11 et seq. of the Act on State Citizenship), most frequently to nationals of Ukraine (1,257), Russia (1,176), Slovakia (858), Belarus (168), and Vietnam (126). In addition, citizenship was granted to 57 children through special procedures (pursuant to Sections 28 and 29 of the Act on State Citizenship). A total of 1,954 persons acquired Czech citizenship in 2023 through various forms of declaration.</p> <p>In 2024, a total of 6,880 foreign nationals acquired Czech. Of these, citizenship was granted in</p>
---	--	----------------------------------	---

Ad-Hoc Query on 2026.12 NO AHQ- Citizenship granted to foreigners in the EMN EU Member States and Observer Countries (2021-2025)

			<p>4,587 cases on the basis of an application (pursuant to Section 11 et seq. of the Act on State Citizenship), most frequently to nationals of Ukraine (1,487), Russia (1,077), and Slovakia (967). In addition, citizenship was granted to 28 children through special procedures (pursuant to Sections 28 and 29 of the Act on State Citizenship). A total of 2,263 persons acquired Czech citizenship in 2024 through various forms of declaration.</p> <p>In 2025, a total of 6,941 foreign nationals acquired Czech citizenship. Of these, citizenship was granted in 4,610 cases on the basis of an application (pursuant to Section 11 et seq. of the Act on State Citizenship), most frequently to nationals of Ukraine (1,536), the Slovak Republic (1,229), the Russian Federation (628), the Republic of Belarus (179), and the Socialist Republic of Vietnam (156). In addition, citizenship was granted to 35 children through special procedures (pursuant to Sections 28, 29 and 30 of the Act on State Citizenship). A total of 2,296 persons acquired Czech citizenship in 2025 through various forms of declaration.</p>
	<p>EMN NCP Estonia</p>	<p align="center">Yes</p>	<p>1. How many citizenships were granted in your country per year during the period 2021-2025?</p> <p>The numbers of persons granted citizenship in the period 2021-2025 are as follow: 2021: 1013 2022: 804 2023: 1077 2024: 751 2025: 836</p>

Ad-Hoc Query on 2026.12 NO AHQ- Citizenship granted to foreigners in the EMN EU Member States and Observer Countries (2021-2025)

+	EMN NCP Finland	Yes	<p>1. How many citizenships were granted in your country per year during the period 2021–2025?</p> <p>Finnish citizenships granted 2021-2025: 2021: 7 596 2022: 10 510 2023: 13 096 2024: 13 973 2025: 14 703 Source: https://tilastot.migri.fi/#decisions/23331?l=en&start=660&end=671</p> <p>These are the totals from each year. If you need a more detailed breakdown or more specific statistics regarding citizenship, don't hesitate to contact us. EMN FI</p>
	EMN NCP France	Yes	<p>1. How many citizenships were granted in your country per year during the period 2021–2025?</p> <p>A distinction should be made between data and figures relating to the acquisition of French nationality falling within the remit of the Ministry of the Interior (acquisition of French nationality by decision of the public authorities and by declaration on the basis of marriage and for the benefit of ascendants and siblings) and those falling within the remit of the Ministry of Justice (acquisition of French nationality under the right of soil on the basis of birth and residence in France, either by early declaration between the ages of 13 and 18, or by automatic acquisition upon reaching the age of majority, materialised by the issuance of a certificate of French nationality).</p>



Ad-Hoc Query on 2026.12 NO AHQ- Citizenship granted to foreigners in the EMN EU Member States and Observer Countries (2021-2025)

			<p>Data and figures relating to the acquisition of French nationality by the Ministry of the Interior for the years 2021 to 2025 have been published on the Ministry of the Interior’s website (provisional data for 2025).</p> <p>In 2025, 62 235 people acquired French nationality by decision of the public authorities (including children, by collective effect) or by declaration on the basis of marriage (including children) and for the benefit of ascendants and siblings. Of these 62 235 acquisitions of French nationality, 42 246 were granted by decision of the public authorities, 17 579 were granted by declaration on the basis of marriage and 2 410 were granted by declaration for the benefit of ascendants and siblings;</p> <p>In 2024, 66 745 people acquired French nationality by decision of the public authorities (including children, by collective effect) or by declaration on the basis of marriage (including children) and for the benefit of ascendants and siblings. Of these 66 745 acquisitions of French nationality, 48 829 were granted by decision of the public authorities, 15 910 were granted on the basis of marriage and 2 006 were granted by declaration for the benefit of ascendants and siblings;</p> <p>In 2023, 61 640 people acquired French nationality by decision of the public authorities (including children, by collective effect) or by declaration on the basis of marriage (including children) and for the benefit of ascendants and siblings. Of these 61 640 acquisitions of French nationality, 40 064 were granted by decision of the public authorities, 19 455 were granted by declaration on the basis of marriage and 2 121 were granted by declaration for the benefit of ascendants and siblings;</p> <p>In 2022, 78 711 people acquired French nationality by decision of the public authorities</p>
--	--	--	--



Ad-Hoc Query on 2026.12 NO AHQ- Citizenship granted to foreigners in the EMN EU Member States and Observer Countries (2021-2025)

			<p>(including children, by collective effect) or by declaration on the basis of marriage (including children) and for the benefit of ascendants and siblings. Of these 78 711 acquisitions of French nationality, 60 556 were granted by decision of the public authorities, 16 465 were granted by declaration on the basis of marriage and 1 690 were granted by declaration for the benefit of ascendants and siblings;</p> <p>In 2021, 94 092 people acquired French nationality by decision of the public authorities or by declaration on the basis of marriage and for the benefit of ascendants and siblings. Of these 94 092 acquisitions of French nationality, 75 249 were granted by decision of the public authorities, 17 280 were granted by declaration on the basis of marriage and 1 563 were granted by declaration for the benefit of ascendants and siblings. Data and figures relating to the acquisition of French nationality falling within the remit of the Ministry of the Interior have been published on the Ministry of the Justice’s website for the years 2021 and 2024. Thus:</p> <p>In 2024, 34 749 acquisitions of French nationality by declaration were registered (including early declarations), of which 2 151 were automatic acquisitions;</p> <p>In 2023, 37 478 acquisitions of French nationality by declaration were registered (including early declarations), of which 2 119 automatic acquisitions;</p> <p>In 2022, 36 748 acquisitions of French nationality by declaration were registered (including early declarations);In 2021, 35 563 acquisitions of French nationality by declaration were registered (including early declarations).</p> <p>For the year 2025, statistics on acquisitions of nationality falling under the jurisdiction of the Ministry of Justice will be published in June 2026 by the General Directorate for Foreign Nationals in France.</p>
--	--	--	--


Ad-Hoc Query on 2026.12 NO AHQ- Citizenship granted to foreigners in the EMN EU Member States and Observer Countries (2021-2025)

	EMN NCP Georgia	Yes	<p>1. How many citizenships were granted in your country per year during the period 2021–2025?</p> <p>2021: 2847 2022: 3995 2023: 4029 2024: 3442 2025: not yet available</p>
	EMN NCP Germany	Yes	<p>1. How many citizenships were granted in your country per year during the period 2021–2025?</p> <p>For the period 2021 – 2024, the following numbers of granted citizenships in Germany are available – 2021: 131.595, 2022: 168.775, 2023: 200.095 and 2024: 292.020.</p> <p>The data for 2025 has not yet been made available and will be approximately published in July 2025.</p> <p>For further information, please see the press release of the Federal Statistical Office of Germany on the number of citizenships granted from 2003 to 2024: https://www.destatis.de/DE/Themen/Gesellschaft-Umwelt/Bevoelkerung/Migration-Integration/auslaenderstatistik-einbuengerung.html.</p> <p>The Migration Report 2024 of the Federal Office for Migration and Refugees on page 219: https://www.bamf.de/SharedDocs/Anlagen/DE/Forschung/Migrationsberichte/migrationsbericht-2024.html?nn=282772 serves also as a source for deeper insights (both documents</p>


Ad-Hoc Query on 2026.12 NO AHQ- Citizenship granted to foreigners in the EMN EU Member States and Observer Countries (2021-2025)

			are in German).
	EMN NCP Greece	Yes	<p>1. How many citizenships were granted in your country per year during the period 2021–2025?</p> <p>According to the Ministry of the Interior, the citizenships granted during the period 2021–2025 amount to 66,116 in total.</p> <p>This number breaks down by year as follows: 2021: 10,604 2022: 13,259 2023: 13,875 2024: 14,896 2025: 13,482</p> <p>Please note that the 2025 figures are provisional as all figures are finalized at the end of June each year and are then made available on the relevant website of the General Secretariat for Citizenship of the Ministry of the Interior (https://www.ypes.gr/g-g-ithageneias/statistika-stoixeia).</p>
	EMN NCP Ireland	Yes	<p>1. How many citizenships were granted in your country per year during the period 2021–2025?</p> <p>The certificates of naturalisation/citizenship are issued after the applicants attend citizenship ceremonies.</p>


Ad-Hoc Query on 2026.12 NO AHQ- Citizenship granted to foreigners in the EMN EU Member States and Observer Countries (2021-2025)

			<p>Number of Citizenship Certificates Issued, as of February 2026 Year 2021: 2385 (EU 27 countries) + 1187 (United Kingdom)+ 6194 (Rest of World)= 9766 Year 2022: 2811 (EU 27 countries) + 1256 (United Kingdom)+ 9529 * (Rest of World) =13596 Year 2023: 3430 (EU 27 countries) + 1008 (United Kingdom)+ 13826 (Rest of World)= 18264 Year 2024: 4478 (EU 27 countries) + 1541 (United Kingdom)+ 18041 (Rest of World)= 24060 Year 2025: 6412 (EU 27 countries) + 1681 (United Kingdom)+ 23171 (Rest of World)= 31264</p> <p>Please note: All figures are correct at time of issue and may be subject to data cleansing. *Includes 3 without nationality data.</p>
	<p>EMN NCP Italy</p>	<p align="center">Yes</p>	<p>1. How many citizenships were granted in your country per year during the period 2021-2025?</p> <p>The table below shows the numbers of decrees granting Italian citizenship pursuant to Articles 5 and 9 of Law No. 91/1992 (marriage and residence) for each year from 2021 to 2025.</p> <p>The acquisition of Italian citizenship is completed on the day following the taking of the oath before the Civil Status Officers, in Italy and abroad, pursuant to Article 10 of Law No. 91/1992; without the oath, the decree granting citizenship lapses. In this regard, it should be noted that the data on oaths taken - being within the competence of the Civil Status Officers and available to this Central Directorate for Civil Rights, Citizenship and Minorities - are partial and not exhaustive.</p>


Ad-Hoc Query on 2026.12 NO AHQ- Citizenship granted to foreigners in the EMN EU Member States and Observer Countries (2021-2025)

	<p>EMN NCP Latvia</p>	<p align="center">Yes</p>	<p>1. How many citizenships were granted in your country per year during the period 2021–2025?</p> <p>Citizenships Granted in Latvia through Naturalisation Procedures per year: 2021: 419 2022: 518 2023: 595 2024: 694 2025: 724</p> <p>Please be aware that these numbers include third-country nationals (including EEA countries)</p>
	<p>EMN NCP Lithuania</p>	<p align="center">Yes</p>	<p>1. How many citizenships were granted in your country per year during the period 2021–2025?</p> <p>2021: 3,132 (restoration 2,728; simplified procedure 123; naturalisation 236; exceptional procedure 2; return procedure 31; children 12). 2022: 2,573 (restoration 2,351; simplified procedure 57; naturalisation 126; exceptional procedure 0; return procedure 26; children 13). 2023: 2,520 (restoration 2,402; simplified procedure 30; naturalisation 55; exceptional procedure 0; return procedure 5; children 28). 2024: 3,711 (restoration 3,571; simplified procedure 25; naturalisation 90; exceptional procedure 1; return procedure 6; children 18). 2025: data not available yet.</p>


Ad-Hoc Query on 2026.12 NO AHQ- Citizenship granted to foreigners in the EMN EU Member States and Observer Countries (2021-2025)

			<p>Brief clarification on legal bases: "restoration" refers mainly to persons who restore Lithuanian citizenship based on descent/historical links; "simplified procedure" covers eligible cases where citizenship is granted under simplified conditions set by the Law on Citizenship; "naturalisation" is the ordinary route (e.g., residence, language, and other statutory conditions); "exceptional procedure" is a discretionary grant in exceptional cases; "return procedure" concerns cases where Lithuanian citizenship is returned after it was previously lost; and the "children" category refers to children acquiring citizenship due to adoption or a change in the citizenship of their parent(s).</p>
	<p>EMN NCP Luxembourg</p>	<p align="center">Yes</p>	<p>1. How many citizenships were granted in your country per year during the period 2021–2025?</p> <p>The numbers of the acquisition of citizenship in the period requested (2021-2025) are as follow:</p> <p>2021: 6.801 2022: 10.499 2023: 11.904 2024: 7.415 2025: 8.223</p> <p>Please be aware that these numbers include third-country nationals (including EEA countries) as well as EU citizens.</p>



Ad-Hoc Query on 2026.12 NO AHQ- Citizenship granted to foreigners in the EMN EU Member States and Observer Countries (2021-2025)

	<p>EMN NCP Netherlands</p>	<p>Yes</p>	<p>1. How many citizenships were granted in your country per year during the period 2021–2025?</p> <p>In the Netherlands there are multiple procedures through which citizenship can be requested.[1] There are three main processes, namely naturalisation, option, and by law (including acknowledgement and adoption). Option is a quicker procedure to obtain the Dutch nationality than naturalisation, but it is only possible in specific circumstances under additional requirements. An example is when a foreign national was born in the Dutch Kingdom, has always lived in the Netherlands, still lives in the Netherlands and has a valid residence permit when becoming of age.[2]</p> <p>For answering this question only the procedures of naturalisation and option are regarded. Moreover, in this case citizenship via naturalisation will be considered granted when the IND has made a positive decision. Lastly, the answer encompasses the entirety of the Dutch Kingdom(i.e. the Netherlands and the Caribbean parts). Important to note is that, depending on the definition of ‘citizenship’ that is used and the territory (European national territory or the territory of the Dutch Kingdom) in question, the numbers of granted citizenship can vary somewhat.</p> <p>Following our definition of citizenship as naturalisation or option, in 2021 62.729 foreigners became a Dutch national.[3] In 2022 this was equal to 55.567, and in 2023 57.214 citizenship requests were accepted. In 2024 the number dropped to 47.879. For 2025 the exact numbers are not available yet, but it is estimated that 49.715 foreigners were granted nationality through naturalisation only.[4]</p> <p>This makes a total of 273.104 approved requests for Dutch citizenship through naturalisation and option in the period from 2021 until 2025.[5]</p>
---	---------------------------------------	-------------------	---



Ad-Hoc Query on 2026.12 NO AHQ- Citizenship granted to foreigners in the EMN EU Member States and Observer Countries (2021-2025)

			<p>^ Immigration and Naturalisation service (IND), https://ind.nl/en/dutch-citizenship, last accessed on 23 February 2026.</p> <p>^ Immigration and Naturalisation service (IND), https://ind.nl/en/dutch-citizenship/becoming-a-dutch-national-through-option, last accessed on 23 February 2026.</p> <p>^ Immigration and Naturalisation service (IND), Monitor Naturalisatie en Optie 2018-2024, https://ind.nl/nl/documenten/07-2025/monitor-naturalisatie-en-optie-2018-2024.pdf, published June 2025.</p> <p>^ Immigration and Naturalisation (IND), Jaarcijfers 2025, https://ind.nl/nl/documenten/02-2026/ind-jaarcijfers-2025.pdf, published January 2026.</p> <p>^ For 2025, granted citizenships through option are not included.</p>
	<p>EMN NCP Norway</p>	<p align="center">Yes</p>	<p>1. How many citizenships were granted in your country per year during the period 2021–2025?</p> <p>Citizenships Granted in Norway per year: 2021: 41,030 2022: 39,246 2023: 37,278 2024: 27,276 2025: 34,840</p>

Ad-Hoc Query on 2026.12 NO AHQ- Citizenship granted to foreigners in the EMN EU Member States and Observer Countries (2021-2025)

	<p>EMN NCP Poland</p>	<p align="center">Yes</p>	<p>1. How many citizenships were granted in your country per year during the period 2021–2025?</p> <p>The register does not contain data on persons who acquire Polish citizenship by operation of law, including by birth. Access to the data contained in the central register is granted exclusively to the authorised entities referred to in Article 62 of the Act.</p> <p>Below please find data for the years 2021–2025, indicating the number of foreigners who acquired Polish citizenship on the basis of a decision issued by the competent authority (granting of Polish citizenship, recognition as a Polish citizen or restoration of Polish citizenship). It should be noted, however, that the data for 2025 are preliminary, prepared on the basis of the information contained in the central register as of 11 February 2026, and may be subject to change.</p> <p>2021 – 7.966 2022 – 10.122 2023 – 12.166 2024 – 16.647 2025 – 19.351</p>
	<p>EMN NCP Portugal</p>	<p align="center">Yes</p>	<p>1. How many citizenships were granted in your country per year during the period 2021–2025?</p> <p>In response to your query, according to data provided by the Central Registry Office of the Institute of Registries and Notaries (IRN), the number of citizenships granted in Portugal was 220,890 in 2021, 223,544 in 2022, 212,351 in 2023, 235,722 in 2024 and 208,337 in 2025.</p>


Ad-Hoc Query on 2026.12 NO AHQ- Citizenship granted to foreigners in the EMN EU Member States and Observer Countries (2021-2025)

			These figures correspond to favourable nationality decisions for which the relevant Portuguese birth registration entry and/or annotation was completed, and they cover the various legal grounds provided for in the Portuguese Nationality Law (Law No. 37/81 of 3 October, as amended).
	EMN NCP Serbia	Yes	<p>1. How many citizenships were granted in your country per year during the period 2021–2025?</p> <p>Year Number of granted citizenships 2021: 22.502 2022: 29.251 2023: 22.981 2024: 15.559</p> <p>Source: Migration Profile of the Republic of Serbia 2021–2024. The 2025 migration profile is not yet available.</p>
	EMN NCP Slovakia	Yes	<p>1. How many citizenships were granted in your country per year during the period 2021–2025?</p> <p>Based on the data from the Ministry of Interior of the Slovak Republic, the citizenship of the Slovak Republic was granted as follows: Year 2021 – 711 citizenships Year 2022 – 806 citizenships Year 2023 – 1 105 citizenships</p>

Ad-Hoc Query on 2026.12 NO AHQ- Citizenship granted to foreigners in the EMN EU Member States and Observer Countries (2021-2025)

			<p>Year 2024 – 1 448 citizenships Year 2025 – 2 509 citizenships</p>
	EMN NCP Slovenia	Yes	<p>1. How many citizenships were granted in your country per year during the period 2021–2025?</p> <p>Number of citizenships granted in Slovenia per year: 2021: 2.230 2022: 1.946 2023: 2.051 2024: 2.002 2025: 2.405</p>
	EMN NCP Spain	Yes	<p>1. How many citizenships were granted in your country per year during the period 2021–2025?</p> <p>According to the Permanent Immigration Observatory, the data on the granting of Spanish nationality by residence are as follows:</p> <p>2021: 202.336 2022: 124.300 2023: 243.481 2024: 221.805</p> <p>The data for 2025 are not yet available. For further information:</p>

Ad-Hoc Query on 2026.12 NO AHQ- Citizenship granted to foreigners in the EMN EU Member States and Observer Countries (2021-2025)

			https://www.inclusion.gob.es/en/web/opi/estadisticas/catalogo/concesiones_nacionalidad?tab=ultimos-datos
	EMN NCP Sweden	Yes	<p>1. How many citizenships were granted in your country per year during the period 2021–2025?</p> <p>The information on granted Swedish citizenships per year was retrieved from the Swedish Migration Agency's webpage Statistik om svenskt medborgarskap – Migrationsverket.</p> <p>2021 – 86889 2022 – 89967 2023 – 68168 2024 – 65591 2025 – 38767</p>
