

# LABOUR MARKET INTEGRATION OF BENEFICIARIES OF INTERNATIONAL PROTECTION

Sarah  
Carpentier  
&  
Bruno  
Schoumaker

 UCLouvain

# CONTEXT

- Difficulties of non-EU migrants on the labour market in Belgium (Pina et al., 2015)
  - High unemployment rate
  - Mismatch between skills and employment
- Low employment rates among refugees (Rea and Wets, 2014)
  - Lower employment compared to other migrations (Lens et al., 2018).
- Changing context
  - Changing numbers and composition of asylum seekers and refugees
  - Changes in procedures and in the length of procedures
  - Changes in the work regime for asylum seekers

# OBJECTIVES

- What are the economic statuses of people granted international protection in Belgium ?
  - Description of statuses during the first years of stay
  - Evolution over time across cohorts
  - Entry into first employment and exit of first employment
- Understanding changes in access to employment
  - Discrete-time event history models
  - Effects of changes in composition by origin, duration of procedure, age, gender ?

# LINKED ADMINISTRATIVE DATA

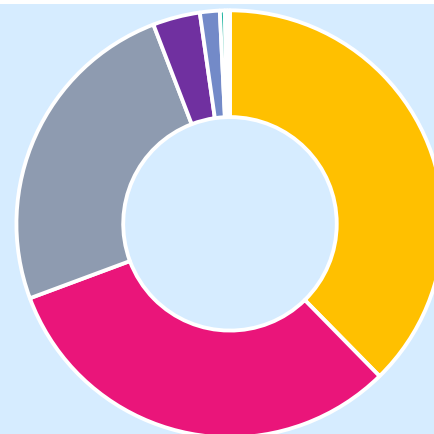
- **National register data**
  - People (18-64) who arrived in Belgium in the period 1999-2014 and obtained a status of international protection in the period 2001-2014
  - Date of asylum demand, date of recognition (refugee, subsidiary protection), departure, death
- **Data Warehouse Labour Market and Social Protection**
  - 1/4 random sample (n=8,900)
  - Quarterly data on socio-economic position
- **Limits**
  - No (complete) data on household type nor education
  - Broad socioeconomic categories, no information on the type of job

# SOCIO-ECONOMIC POSITION

- Status at the end of the quarter
- Work
  - Self-employed or employed
  - Black work is out of scope
  - In case of combination states: work has the priority over benefits
- Social assistance
- Social insurance
- Unemployment benefits
- Others

# PROFILE OF PEOPLE GRANTED INTERNATIONAL PROTECTION (2001-2014)

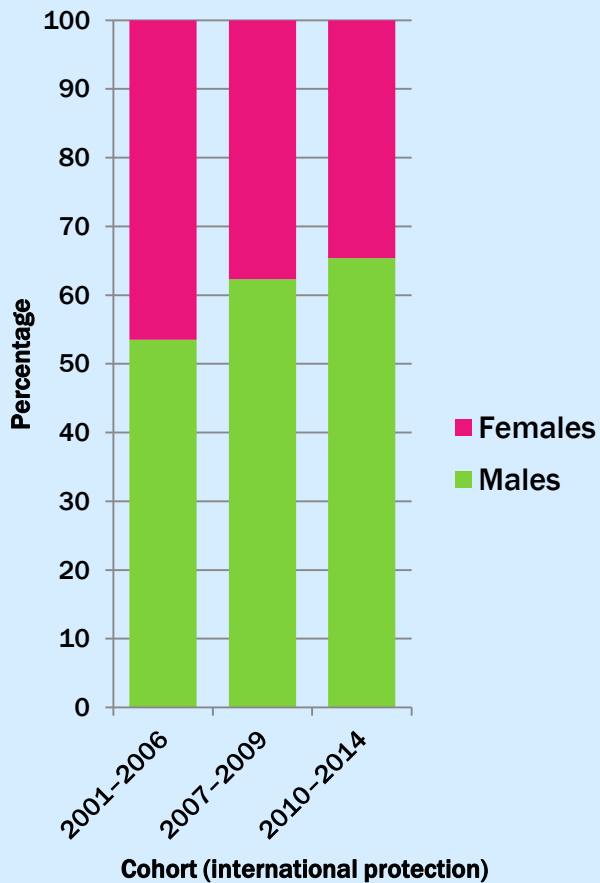
- 62% men
- Average age : 30 years
- Main origins (2001-2014)
  - Western Asia (38%), sub-Saharan Africa (32%) and non-EU Europe (25%)
  - Former USSR, Iraq, Afghanistan, Syria, Rwanda, Former Yugoslavia, Guinea, DR Congo, China, Iran



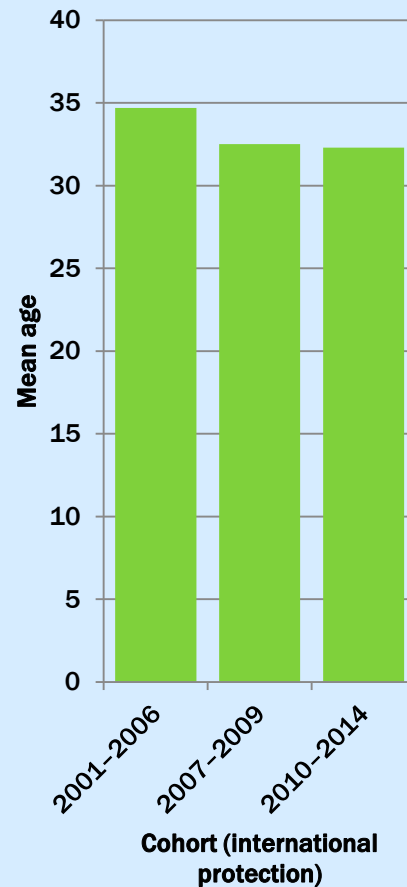
- Western Asia
- sub-Saharan Africa
- Europe (non-EU)
- Eastern Asia
- Northern Africa
- American continent
- Stateless and unknown
- EU-28

# CHANGING PROFILES

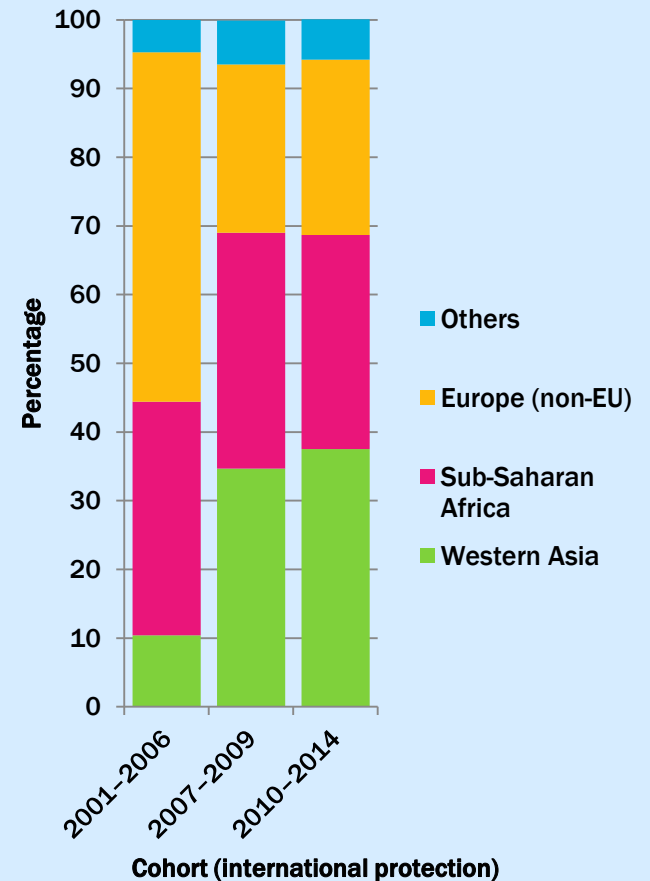
## Gender composition



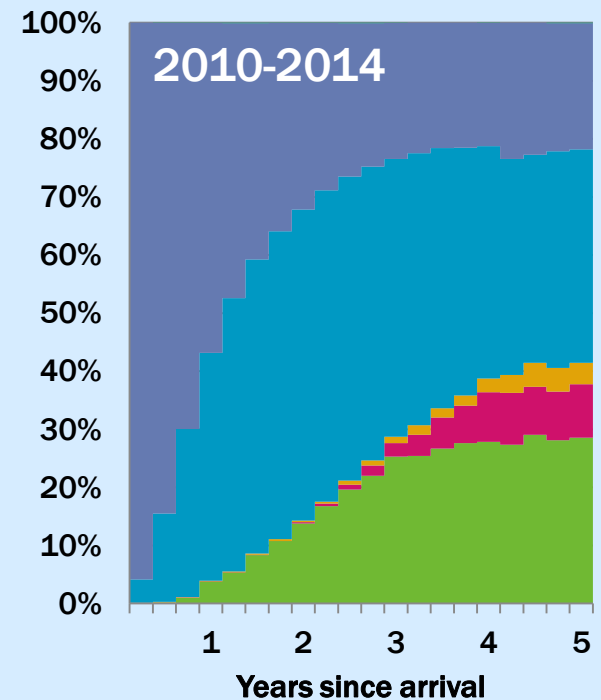
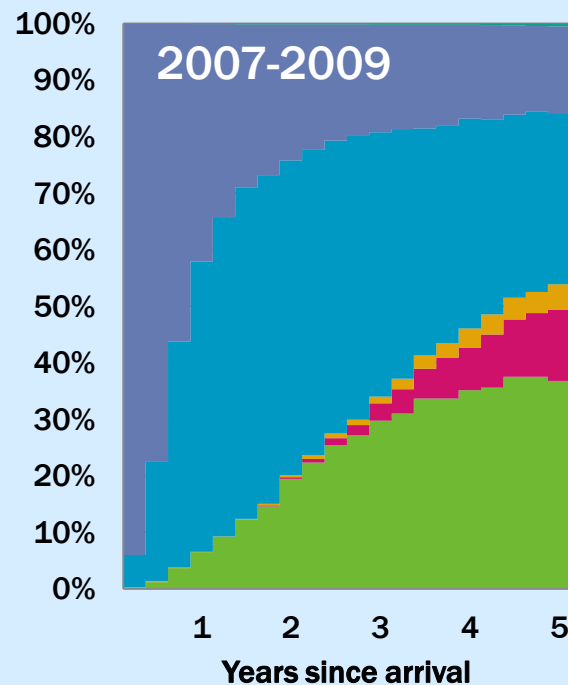
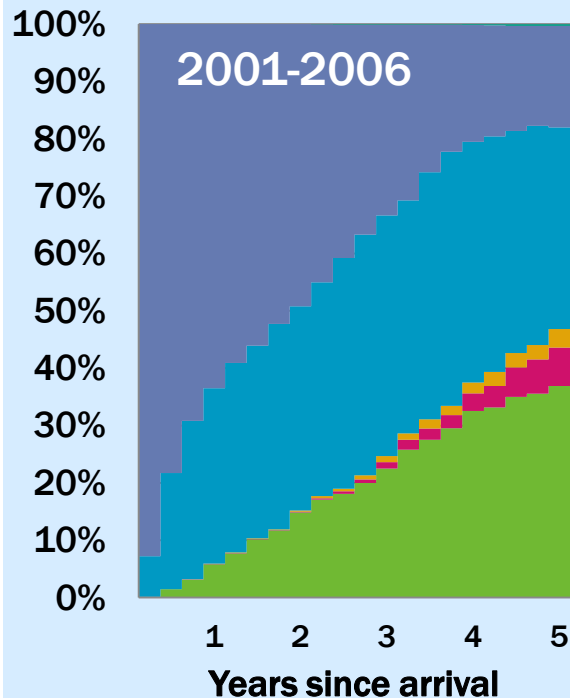
## Mean age at recognition



## Region of birth



# SOCIOECONOMIC POSITION BY COHORT, BY DURATION SINCE ARRIVAL



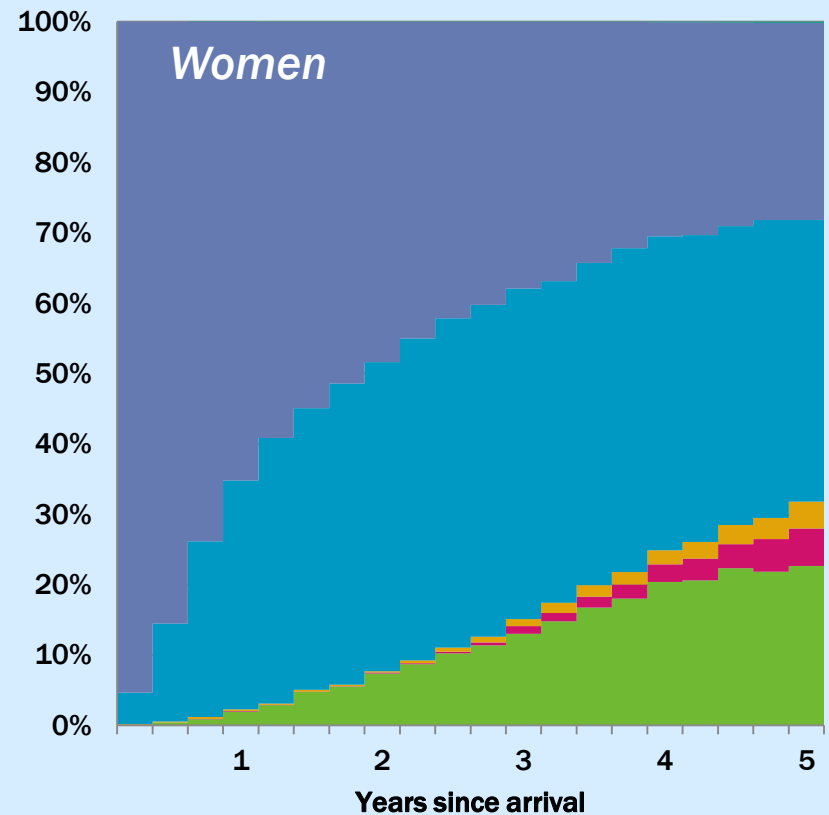
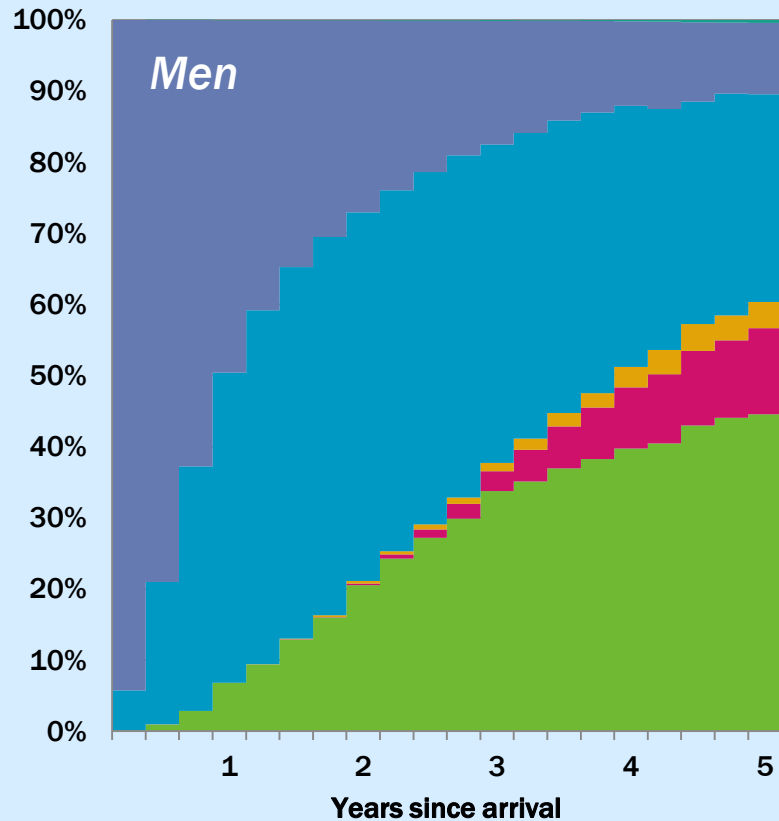
- Death
- Other unspecified
- Social assistance benefit
- Social insurance benefit
- Unemployment benefit
- Work

- Death
- Other unspecified
- Social assistance benefit
- Social insurance benefit
- Unemployment benefit
- Work

- Death
- Other unspecified
- Social assistance benefit
- Social insurance benefit
- Unemployment benefit
- Work



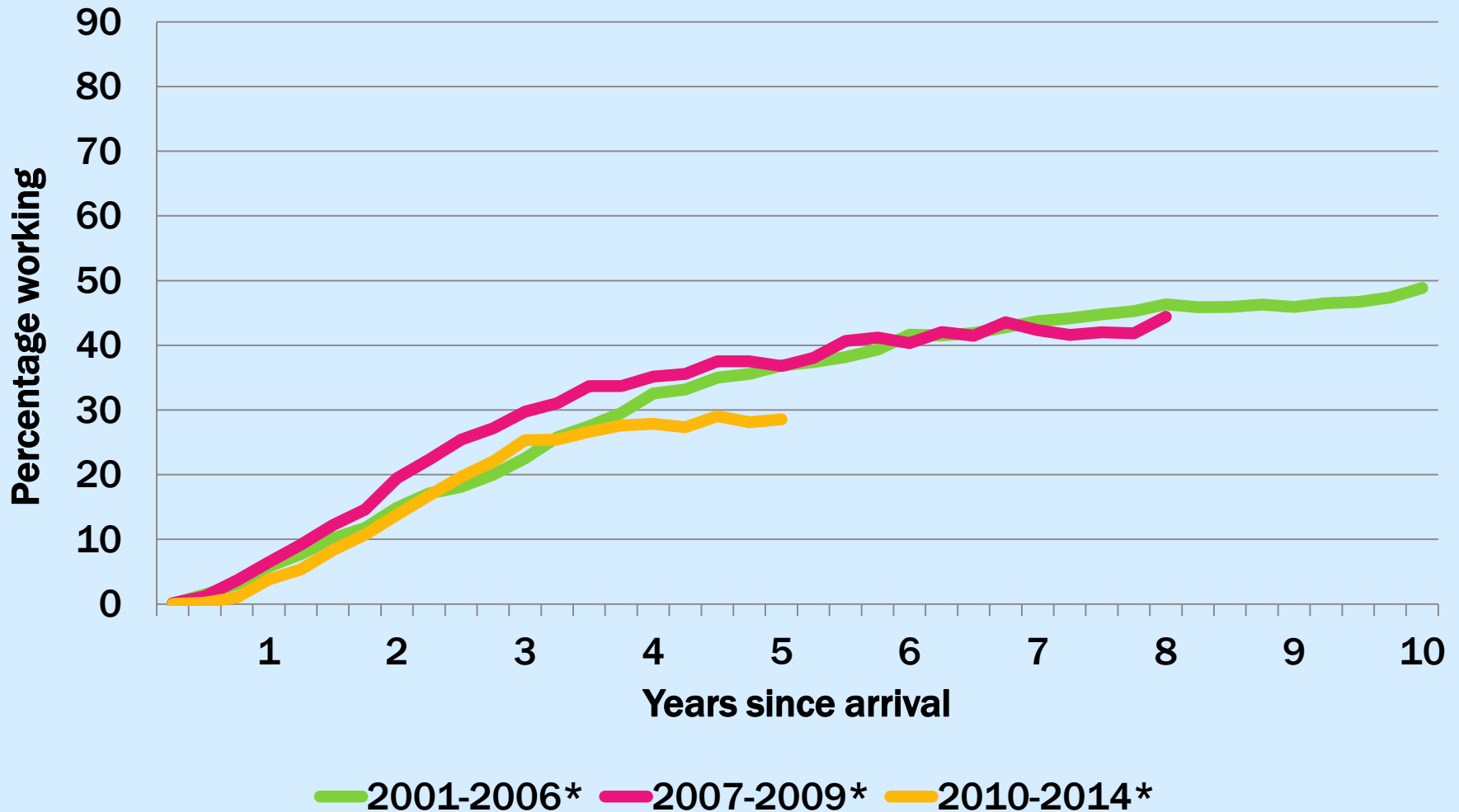
# SOCIOECONOMIC POSITION BY GENDER, BY DURATION SINCE ARRIVAL



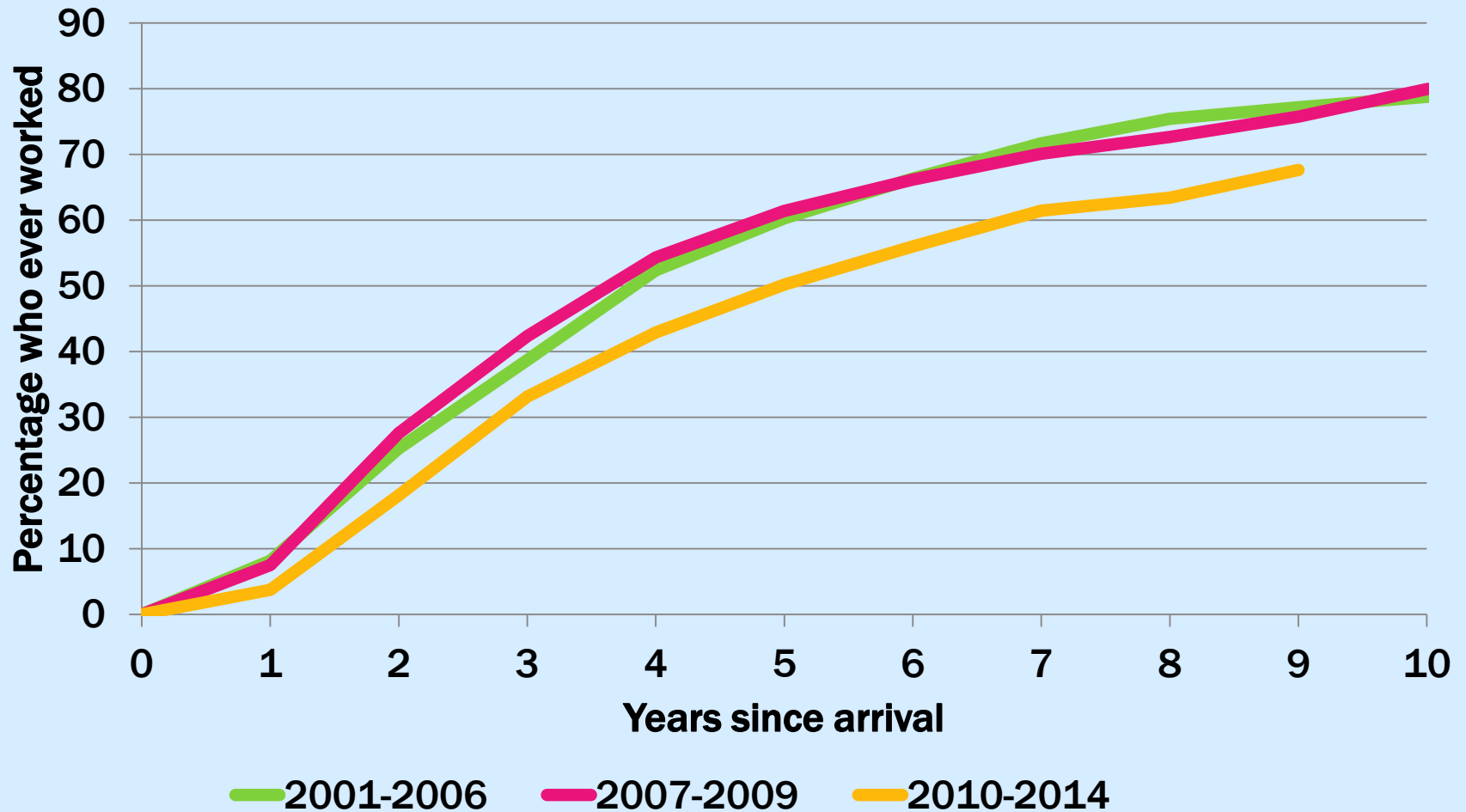
- Work
- Social insurance benefit
- Other unspecified
- Unemployment benefit
- Social assistance benefit
- Death

- Work
- Social insurance benefit
- Other unspecified
- Unemployment benefit
- Social assistance benefit
- Death

# PERCENT WORKING BY COHORT, SINCE ARRIVAL

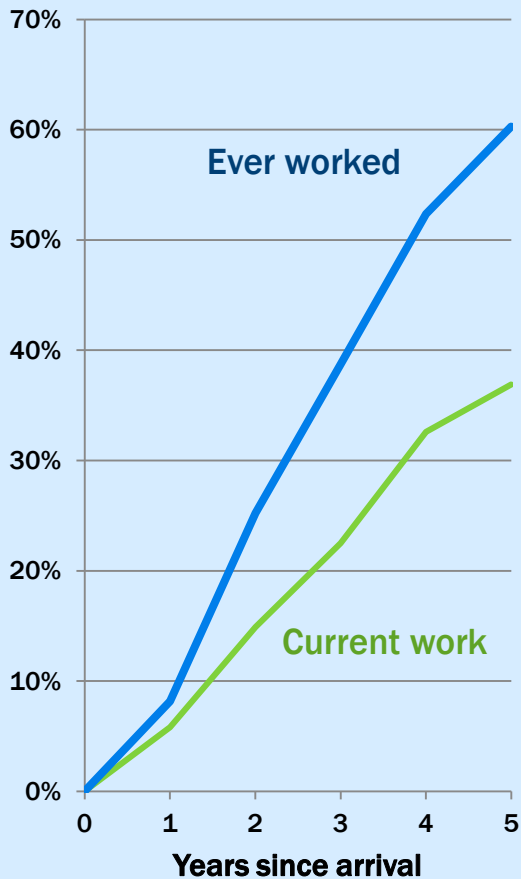


# PERCENT WHO EVER WORKED, BY COHORT, SINCE ARRIVAL

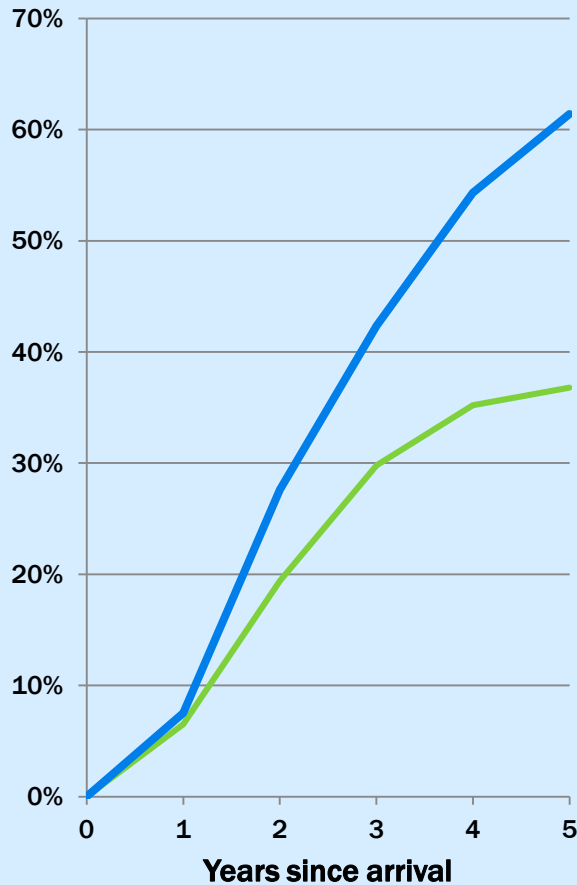


# DIFFERENCE BETWEEN EVER WORK AND CURRENT WORK

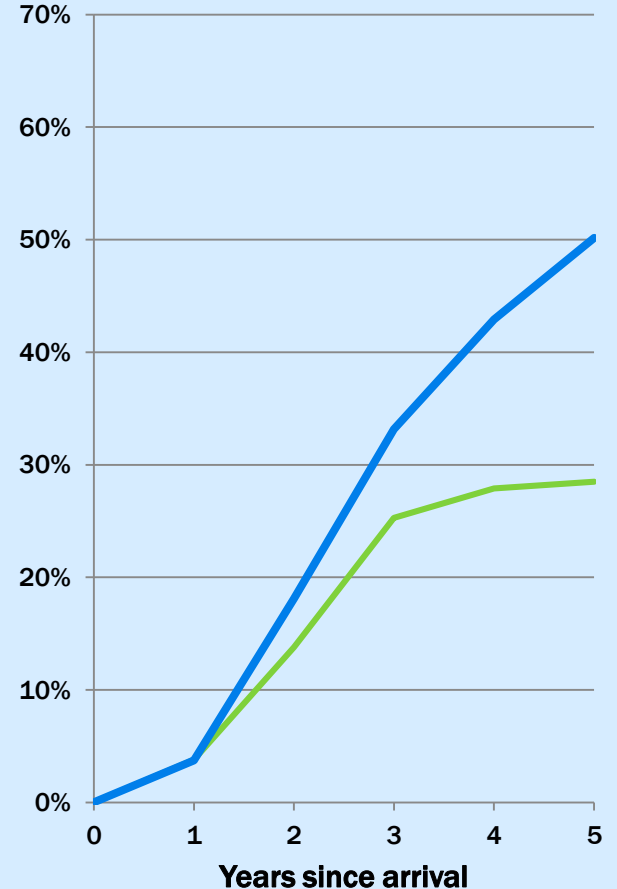
## 2001-2006



## 2007-2009

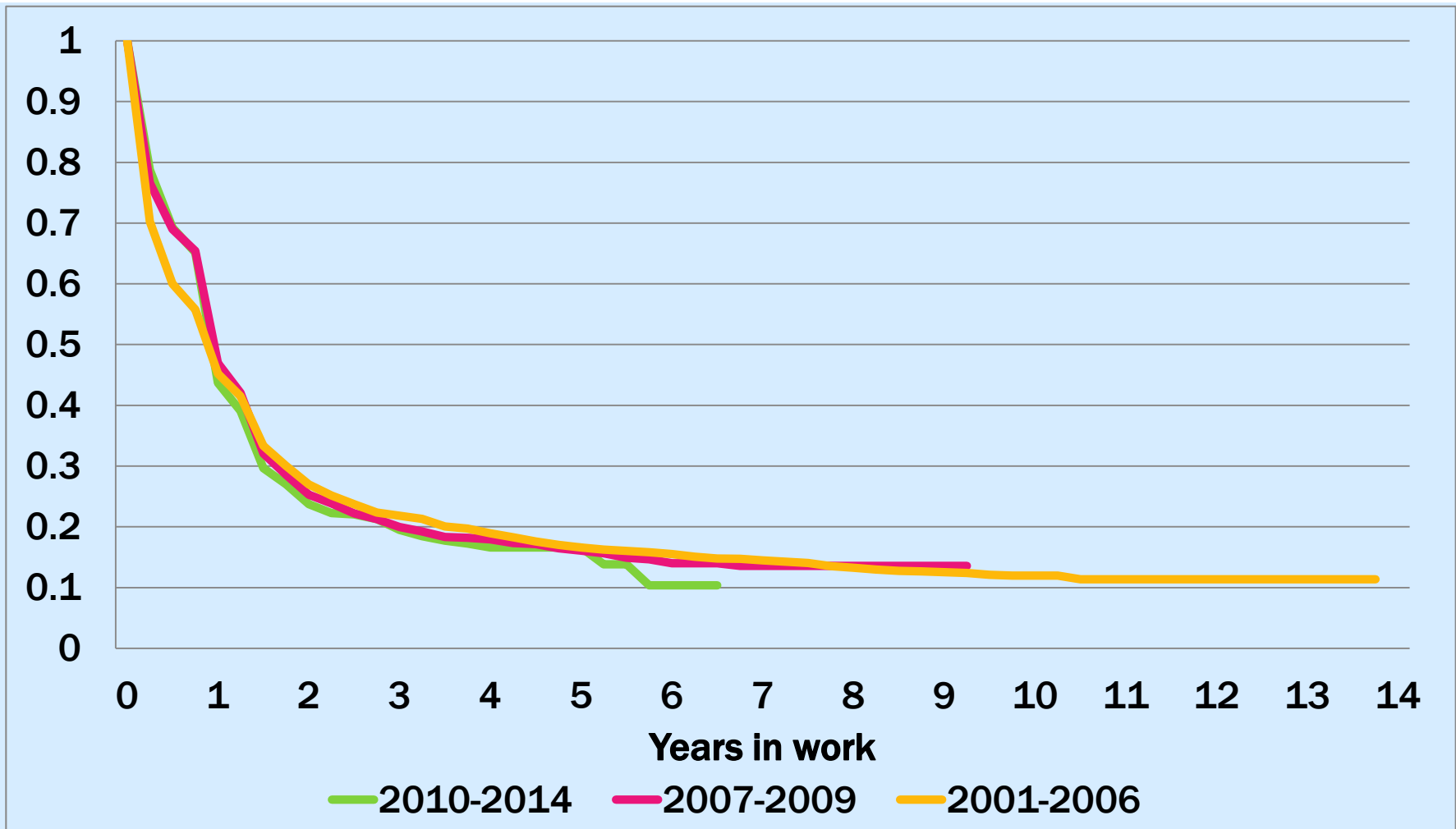


## 2010-2014



# DURATION IN FIRST EMPLOYMENT SPELL

## MEDIAN DURATION : < 1 YEAR



# AFTER THE END OF FIRST EMPLOYMENT

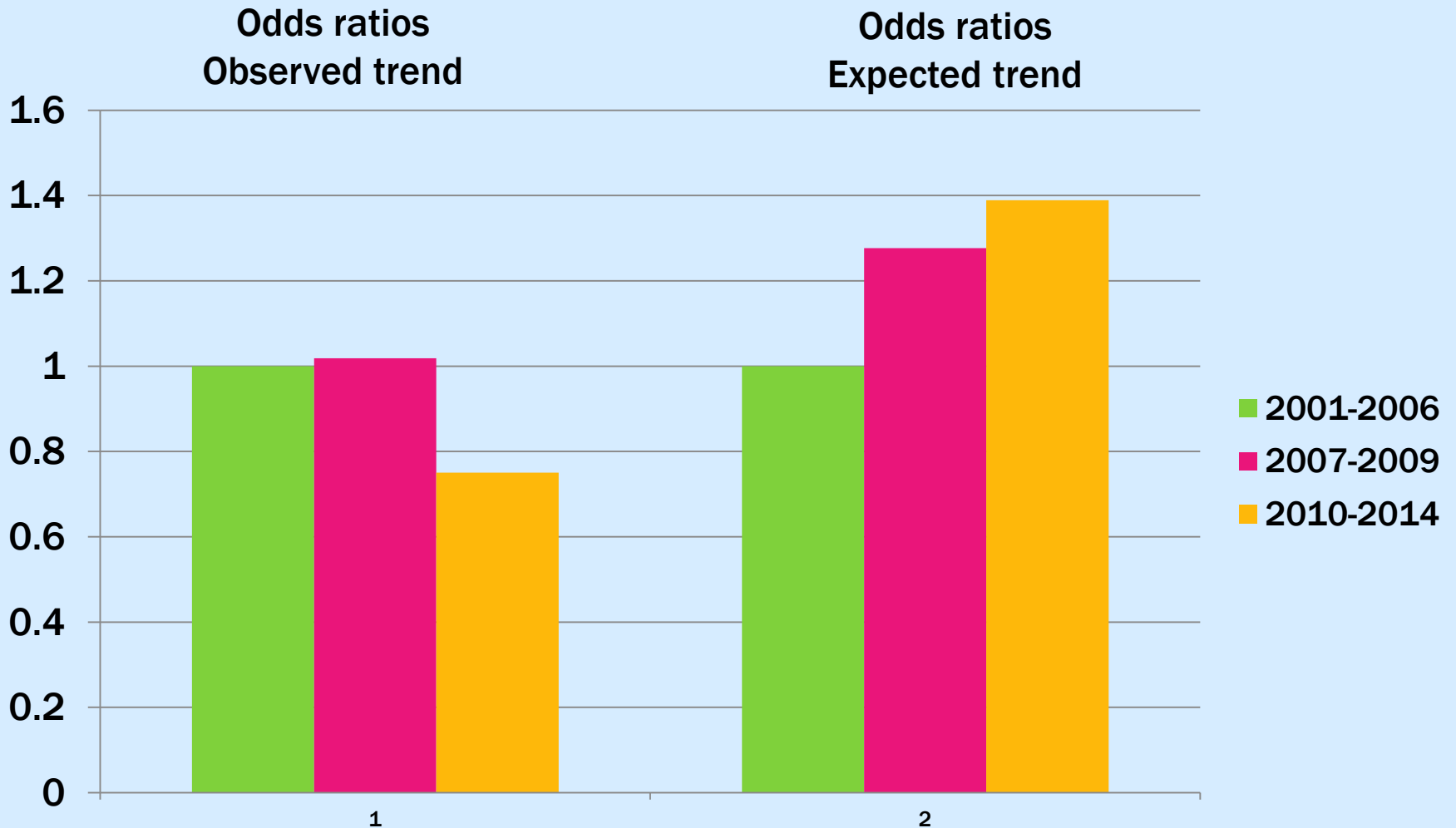
*Distribution of socio-economic positions in the quarter following the first work episode*

Socio-economic position	2001–2006 (n=1,406)	2007–2009 (n=848)	2010–2014 (n=986)
Unemployment benefit	28.0	38.7	32.3
Other social insurance benefit	6.0	4.0	2.7
Social assistance benefit	35.8	39.4	41.1
Other unspecified	30.2	17.9	23.9
Total	100.0	100.0	100.0

# IS THE DELAY IN ACCESS TO FIRST JOB EXPECTED FROM CHANGES IN COHORT COMPOSITION ?

Composition	Observed change	Observed differences	Expected impact on trends
Origin	Less European non-EU refugees	European Non-EU refugees are less likely to work	Increase in % working
Age	Younger age at arrival	Younger people are more likely to work	Increase in % working
Gender	Increasing % of men	Men are more likely to work	Increase in % working
Duration of procedure	Shorter period as asylum-seeker	Refugees are more likely to work than asylum seekers	Increase in % working

# COMPARISON OF OBSERVED AND EXPECTED TRENDS – *EVENT HISTORY MODELS*





# KEY FINDINGS

- A large share of beneficiaries of international protection do work at some point
  - Around 80% after 10 years (90% among men)
  - But very short duration of first employment spell
  - Large gap between the percentage of people having ever worked and those working
- Slowing down of access to first employment among beneficiaries of international protection
  - An improvement was expected from the changes in the composition of cohorts
  - Controlling for cohort composition, the slowdown is even more pronounced

# FURTHER ANALYSES

- Reasons for the slowdown in access to employment among refugees
  - Economic crisis, change in work regime for asylum seekers, skills, others ?
- What influences the duration of first employment among refugees ?
  - An how to improve the stability of employment ?
- Further description of
  - Socioeconomic careers and their changes across cohorts
  - Types of jobs, and mismatch between job and education
- Linking people to other members of the household
  - Expected that a larger share of refugees living with at least one household member working
- More recent data (>2014) and other data sources